



Adequacy of Dialysis in Iranian Patients Undergoing Hemodialysis: A Systematic Review and Meta-Analysis

Fazel Dehvan¹, Fateme Monjazebi², Masoumeh Erfani Khanghahi³, Hiwa Mohammadi⁴, Reza Ghanei Gheshlagh^{1,*} and Amanj Kurdi⁵

¹Department of Nursing, Faculty of Nursing and Midwifery, Kurdistan University of Medical Sciences, Sanandaj, Iran

²Department of Medical-Surgical Nursing, School of Nursing and Midwifery, Shahid Beheshti University of Medical Sciences, Tehran, Iran

³Department of Educational Management, Faculty of Management and Accounting, Yadegar-e-Imam Khomeini (RAH), Shahre Rey Branch, Islamic Azad University, Tehran, Iran

⁴Department of Nursing, Brojerd School of Nursing, Lorestan University of Medical Sciences, Lorestan, Iran

⁵Strathclyde Institute of Pharmacy and Biomedical Science, University of Strathclyde, Glasgow, UK

*Corresponding author: Assistant Professor, Department of Nursing, Faculty of Nursing and Midwifery, Kurdistan University of Medical Sciences, Sanandaj, Iran. Tel: +98-9144050284, Fax: +98-36235450, Email: rezaghanei30@yahoo.com

Received 2018 July 16; Revised 2018 July 25; Accepted 2018 September 06.

Abstract

Context: Performing an adequate and effective dialysis is essential to improve patients' quality-of-life and decrease the complications of kidney failure. However, evidence regarding the effectiveness of dialysis among Iranian patients undergoing hemodialysis is inconclusive. The current study aimed at evaluating the effectiveness of dialysis in Iranian patients undergoing hemodialysis using a systematic approach.

Evidence Acquisition: In the current meta-analysis, the search was performed using the keywords "Adequacy of Dialysis" and "Hemodialysis Adequacy" in SID, MagIran, ISI/Web of Science, PubMed, and Scopus databases from inception to July 2018. According to the heterogeneity of the studies, the data were analyzed using the random effects model with STATA version 14.

Results: The mean urea kinetic modeling (Kt/V) and urea reduction ratio (URR) in Iranian patients undergoing hemodialysis were 1.11% (95% confidence interval (CI): 1.03 - 1.81) and 59.94% (95% CI: 58.33 - 61.54), respectively. There was no correlation between indices of dialysis adequacy, sample size, mean age of samples, and year of the paper publication. However, Kt/V and URR in articles with high methodological quality were higher than the ones with moderate methodological quality.

Conclusions: The mean adequacy of dialysis indices among Iranian patients was below the standard levels and it is necessary to consider measures to improve dialysis efficacy.

Keywords: Adequacy of Dialysis, Hemodialysis, Iran

1. Context

Chronic renal failure (CRF) is a set of pathologic processes, characterized by loss of renal function including reduction in glomerular filtration rate (GFR) and the formation of uremic syndrome (1). End stage renal disease (ESRD) is the final stage of renal failure, with a GFR of < 15 mL/minute (2). Globally, approximately 600 million people have CRF, with an annual mortality rate of 60,000 people (3). The development and prevalence of ESRD in Iran is higher than that of the global rate, with an estimated prevalence rate of 1,200 to 1,600 per annum (4, 5).

Although hemodialysis, as a substitute for the kidney, increases the survival and life expectancy in patients, it causes several problems such as psychological stress and social isolation of the patients (6); therefore, increasing the longevity and quality-of-life should always be con-

sidered in the treatment of such patients (7). Although patients with ESRD have been successfully treated with hemodialysis over the past four decades, the dialysis community is looking for a valid and simple criterion to evaluate the adequacy and effectiveness of treatment (8). Kalender and Tosun believes that the adequacy of dialysis can reduce mortality, increase longevity, and improve the quality-of-life in patients undergoing hemodialysis (9). On the other hand, poor and inadequate dialysis means higher disability and mortality rate (10, 11). Effectiveness and adequacy of dialysis depend on many factors including type of filter, dialysis pump rate, dialysis time and speed, the application of high-flux dialyzer, blood flow rate, patient education, diet, and underlying diseases (4, 10).

In general, urea reduction ratio (URR) and urea kinetic

modeling (Kt/V) are used to evaluate the adequacy of dialysis (12). The urea kinetic modeling represents a fractional volume cleared of urea per dialysis. The urea reduction ratio measures the difference in urea levels before and after the dialysis (13). Achievement of a URR of about 65% (equivalent to a single pool Kt/V of 1.2) indicates an effective dialysis (14). Data from different studies show that for every 0.1 increase in Kt/V, the mortality rate decreases by about 7%, and for every 5% increase in URR, the mortality rate decreases by 11% (3). However, evidence from Iranian studies reported wide variation ranging from Kt/V index values of 0.58 to 1.6 (15, 16) and URR index values of 47.84% to 69.83% (17, 18).

Due to the importance of adequacy of dialysis in patients undergoing hemodialysis, evaluating the effectiveness and adequacy of dialysis in the current study would help policymakers and healthcare professionals to review and revise, if necessary, their current practice toward more effective dialysis. Various studies were conducted in different regions of Iran to evaluate the adequacy of dialysis in patients undergoing hemodialysis, but there is still no general estimate of the adequacy of dialysis in such patients in Iran. Moreover, the overall adequacy of dialysis in Iran is not clear in recent years.

2. Objectives

The current study aimed at evaluating the adequacy of dialysis in patients undergoing hemodialysis in Iran through a systematic review and meta-analysis.

3. Evidence Acquisition

3.1. Data Resources and Search Strategy

The current systematic review and meta-analysis included observational studies that were published in domestic and international journals which reported the mean and standard deviation (SD) of dialysis adequacy indices (Kt/V and URR) based on the PRISMA (preferred reporting items for systematic reviews and meta-analyses) guidelines. Two researchers independently searched several domestic and international databases, including MagIran, ISI/Web of Science, PubMed, and Scopus, using the keywords "Adequacy of Dialysis" and "Hemodialysis Adequacy". In addition, references of the selected articles were also reviewed to gain access to other articles.

3.2. Quality Assessment, Study Selection, and Data Extraction

First, all observational articles with reference to "adequacy of dialysis" in their title were collected. Duplicates, interventional studies, the ones lacking essential

data, methodologically low-quality articles, and the articles that lacked full-text were excluded. Data extraction was performed using a checklist containing author's first name, language of the article, year of publication, the context, the methodological quality score, the sample size, the mean age of the sample size, history of dialysis and mean body mass index (BMI), and Kt/V and URR indices. To reduce bias, each article was independently reviewed by two researchers and in case of controversies, they were reviewed again by a third researcher. The methodological quality of the articles was evaluated based on the strengthening the reporting of observational studies in epidemiology (STROBE) checklist used in various studies to evaluate the methodological quality of observational studies (19).

3.3. Statistical Analysis

Considering the fact that the quality-of-life score had a normal distribution, the variance of each study was calculated by the variance of normal distribution:

$$\text{var} \left(\bar{X} \right) = \frac{\sigma^2}{n}$$

The weight assigned to each study was proportional to the inverse variance. The mean score of dialysis adequacy indices was estimated and presented with 95% confidence interval (CI). I^2 index and Cochran Q test were used to analyze the heterogeneity of the data. If the I^2 index was higher than 50%, or the probability distribution of the Cochran Q test was lower than 0.05 ($P < 0.05$), the random effects model was used and otherwise, the fixed effects model was used to estimate the adequacy of dialysis scores. Sensitivity analysis was performed to ensure the stability of the results. Meta-regression model was used to assess the relationship between the adequacy of dialysis and mean age, year of publication, methodological quality, and sample size of studies. The probability of publication bias in the results was investigated by Begg funnel plot. Data analysis was performed with STATA version 14, considering the significance level of 0.05.

4. Results

Overall, 117 articles were identified in the initial search, 78 of which were excluded based on our exclusion and inclusion criteria. Finally, 39 articles in Persian and English languages met the inclusion criteria and were selected for the study. The oldest and newest studies were conducted in 2001 and 2017, respectively (Figure 1), of which 37 were considered eligible to evaluate Kt/V index and 22 eligible to evaluate URR index.

The total sample size included 9408 patients with a mean of 242 patient per study; the characteristics of the

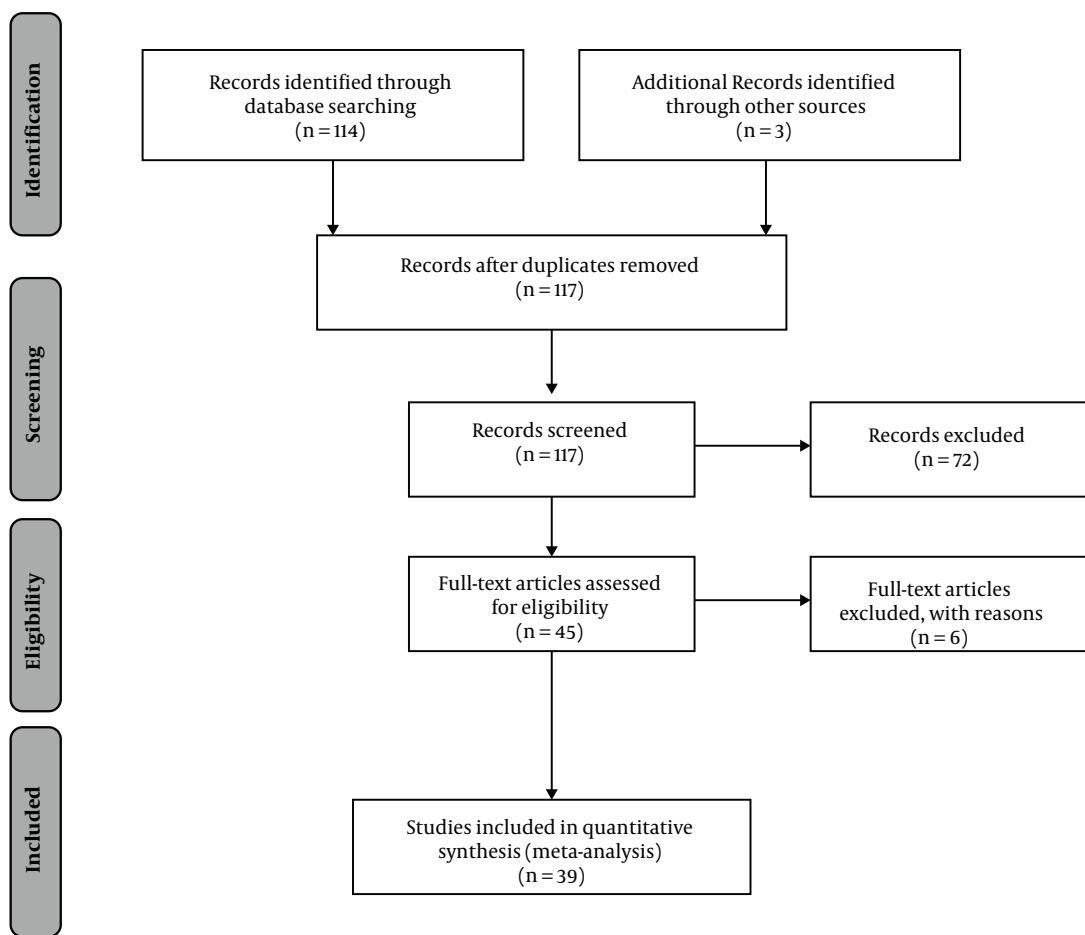


Figure 1. Flowchart of article selection and screening

selected articles are presented in Table 1. The smallest and largest sample sizes were associated with the studies of Kaviannezhad et al. (11) and Moslem et al. (20), respectively.

Sensitivity analysis showed that the results of no single article affected the total mean score of Kt/V and URR. A biased graph was used to evaluate whether or not all articles associated with adequacy of dialysis were included in the study, which demonstrated that publication bias was not significant for Kt/V ($P = 0.713$) and URR ($P = 0.265$) indices.

Of the 37 included studies that analyzed mean Kt/V index, the results showed that the mean Kt/V index in Iranian patients undergoing hemodialysis was 1.11 (95% CI: 1.03 - 1.18).

On the other hand, of the 22 included studies that analyzed URR, the results showed that the URR in Iranian patients undergoing hemodialysis was 59.94% (95% CI: 58.33 - 61.54).

The results of meta-regression showed no correlation between Kt/V and sample size ($P = 0.914$), mean age of sam-

ples ($P = 0.587$), and methodological quality score of articles ($P = 0.07$). However, the mean Kt/V index increased with an increase in the year of publication ($P = 0.063$), but the change was not significant.

Furthermore, the meta-regression results showed no correlation between URR index and the year of study publication ($P = 0.198$), sample size ($P = 0.712$), mean age of samples ($P = 0.192$) and methodological quality score of articles ($P = 0.406$).

The findings on Kt/V and URR indices showed that the lowest level of Kt/V (0.96%; 95% CI: 0.71 - 1.21) and URR (57.42%, 95% CI: 50.41 - 64.43) belonged to the region 2 of the country. Moreover, the Kt/V in articles published in English was higher than that of the Persian articles (1.16 versus 1.08), and Kt/V in high quality articles was higher than that of the average quality articles (1.11 versus 1.10). The URR was also higher in high quality articles than average quality articles (61.99 versus 59) (Table 2).

Table 1. Characteristics of the Selected Articles^a

First Author	Year	Place	Sample Size, N	Kt/V	URR
Nemati (21)	2017	Nationwide	1271	0.92 ± 0.31	-
Abedi-Samakoosh (15)	2017	Qaemshahr	60	1.60 ± 0.20	60.81 ± 10.73
Kaviannezhad (11)	2016	Hamadan	40	1.10 ± 0.32	61.00 ± 0.14
Zafar Mohtashami (22)	2016	Khorramabad	79	1.20 ± 0.45	-
Ghorbane Moghaddam (13)	2016	Bushehr	93	1.35 ± 0.53	66.15 ± 12.48
Hemayati (23)	2015	Tehran	46	1.30 ± 0.32	-
Farhadi (24)	2015	Tehran	44	1.08 ± 0.30	58.36 ± 9.43
Dadgari (25)	2015	Shahroud	43	1.10 ± 0.60	-
Habibzadeh (26)	2015	Kermanshah	151	1.26 ± 0.34	58.46 ± 20.13
Saeedi (4)	2015	Arak	159	0.84 ± 0.39	58.29 ± 11.99
Ebrahimi (27)	2015	Shahroud	99	1.12 ± 0.89	-
Nasri (28)	2013	Shahrekord	60	-	57.40 ± 9.00
Khorgami (29)	2013	Tehran	98	1.19 ± 0.40	-
Abedi Samakoosh (30)	2013	Qaemshahr	60	1.15 ± 0.31	60.81 ± 10.73
Edalat-Nejad (31)	2013	Arak	81	1.10 ± 0.40	-
Shariati (32)	2012	Golestan province	389	1.33 ± 35.00	63.62 ± 16.00
Tayyebi (33)	2012	Tehran	100	1.23 ± 0.38	63.14 ± 11.40
Oshvandi (34)	2012	Hamadan	40	1.27 ± 0.28	65.00 ± 0.09
Sanavi (35)	2012	Tehran	120	1.09 ± 0.26	-
Amini (36)	2011	Nationwide	4004	1.20 ± 0.40	61.00 ± 11.80
Mohseni (17)	2011	Sari	50	0.92 ± 0.26	47.84
Shasti (10)	2011	Tehran	100	1.23 ± 0.38	63.14 ± 11.04
Roozitalab (37)	2010	Yasuj	41	0.94 ± 0.40	50.00 ± 0.69
Shariati (38)	2010	Gorgan	113	1.51 ± 35.00	-
Malekmakan (39)	2010	Nationwide	632	0.97 ± 0.42	-
Raeisifar (40)	2009	Abadan	43	0.90 ± 0.21	53.00 ± 10.00
Hojjat (41)	2009	Jahrom	68	0.96 ± 0.75	51.60 ± 87.90
Zeraati (42)	2008	Mashhad	48	1.05 ± 0.36	-
Monfared (18)	2008	Rasht	139	1.43 ± 0.33	69.83 ± 9.86
Moslem (20)	2008	Gonabad	30	1.39 ± 0.37	-
Pourfarziani (43)	2008	Nationwide	338	1.17 ± 0.31	62.60 ± 12.80
Zand (16)	2007	Arak	103	0.58 ± 0.14	-
Mousavi Movahed (44)	2007	Qom	238	1.03 ± 0.23	57.46 ± 8.42
Afshar (45)	2006	Tehran	54	1.11 ± 0.19	55.33 ± 7.05
Borzou (46)	2006	Hamadan	42	-	60.17 ± 10.74
Taziki (47)	2006	Tehran	100	0.97 ± 0.54	-
Mozaffari (48)	2005	Ardabil	70	0.68 ± 0.39	-
Nadi (49)	2003	Hamadan	100	1.32 ± 0.51	52.66 ± 17.20
Delavari (50)	2001	Kurdistan province	62	0.94 ± 0.37	-

^a Values are expressed as mean ± SD.

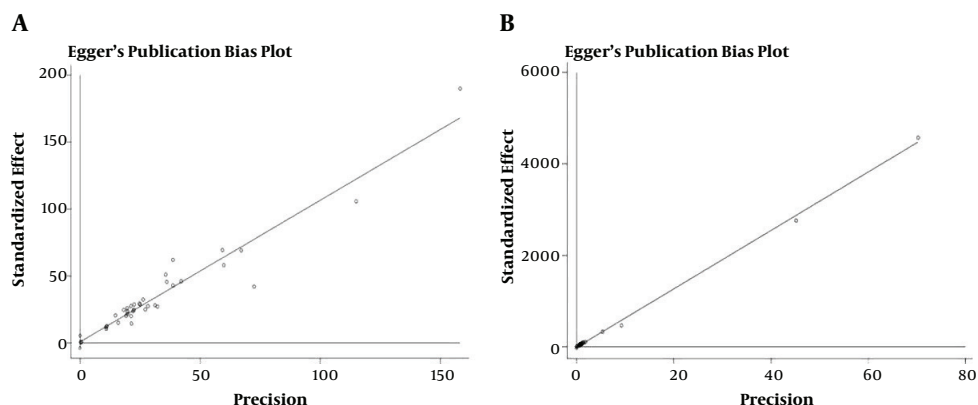


Figure 2. Publication bias for Kt/V (A) and URR (B) indices

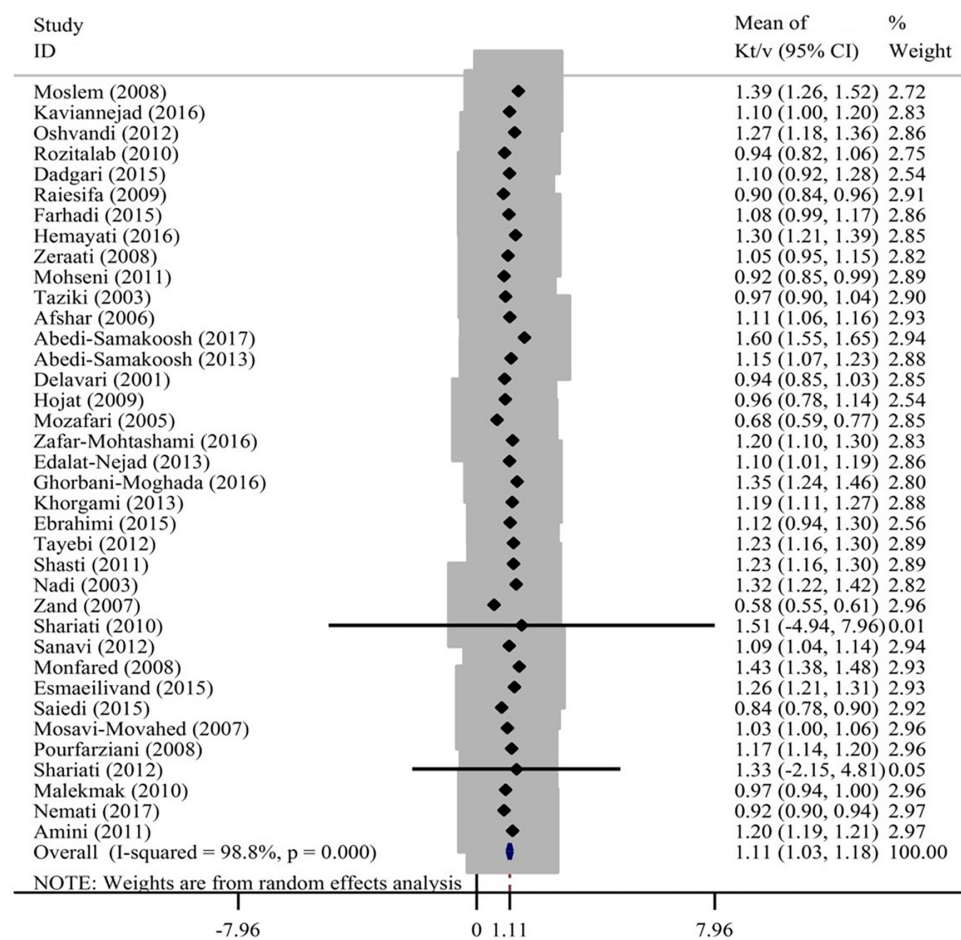


Figure 3. The mean scores for Kt/V among patients undergoing hemodialysis. 95% CI of each article is represented as horizontal lines near the main mean line; dashed line at the middle represents an estimate of the total mean score; and the rhomboid represents CI of the mean Kt/V.

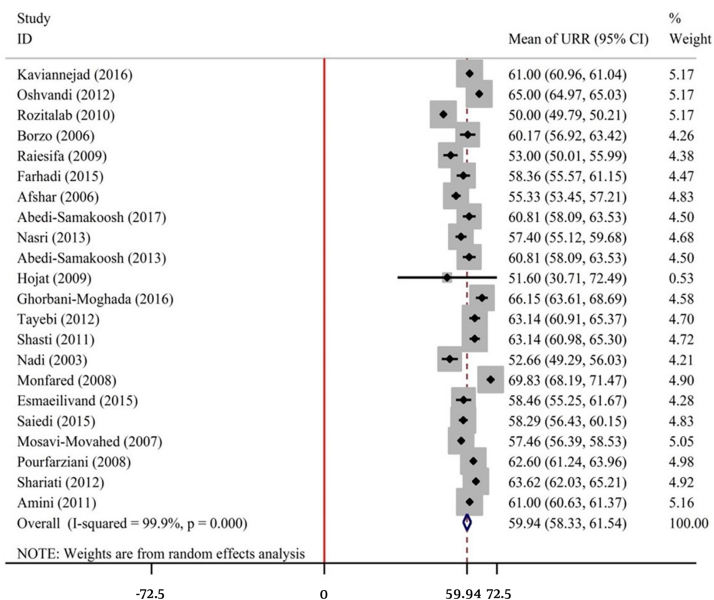


Figure 4. The mean scores for URR among patients with thalassemia; 95% CI of each article is represented as horizontal lines near the mean line; dashed line at the middle represents an estimation of the total mean score; and the rhomboid represents CI of the mean score of URR.

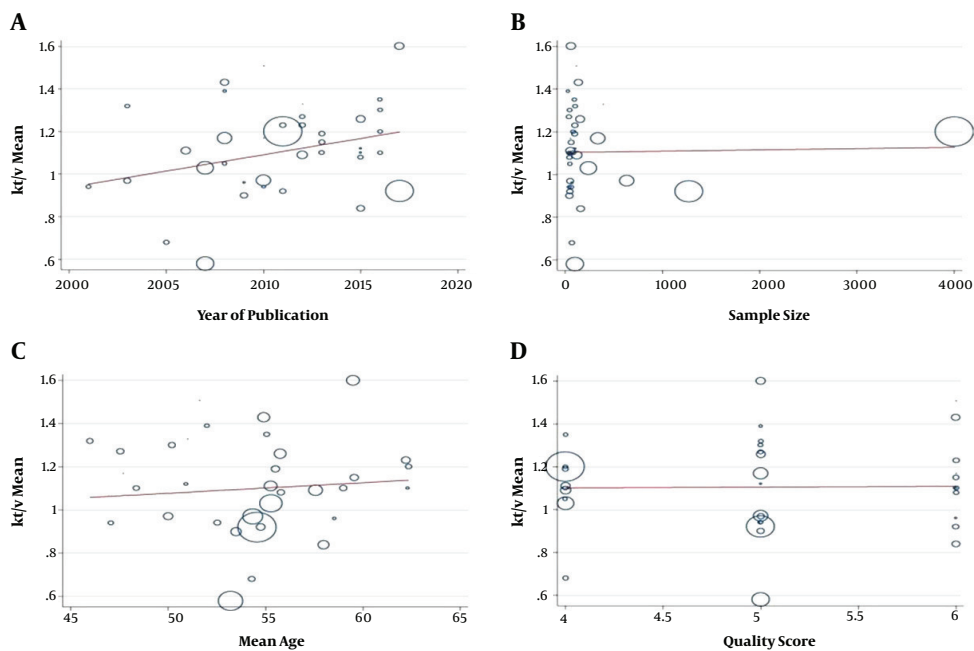


Figure 5. Analysis of meta-regression results: The mean Kt/v index based on the year of publication of articles (A), sample size (B), mean age of samples (C), and methodological quality score of articles (D).

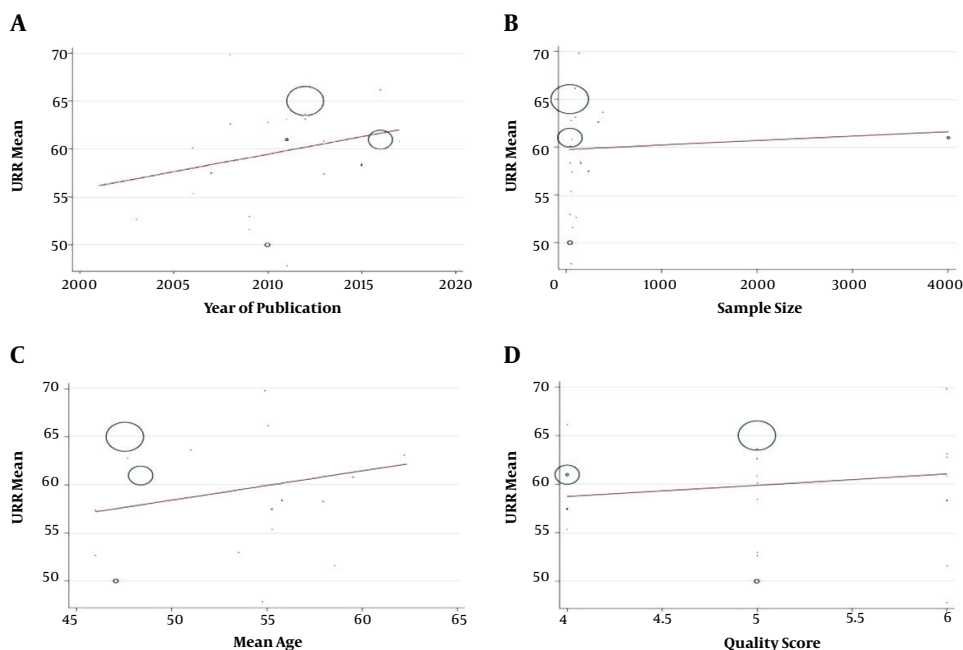


Figure 6. Analysis of meta-regression results: The URR index based on the year of publication of articles (A), sample size (B), mean age of samples (C), and methodological quality score of articles (D).

5. Discussion

The current study aimed at evaluating the adequacy of dialysis (measured using Kt/V and URR as a proxy measure) in patients undergoing hemodialysis, in which 39 eligible articles with a sample size of 9408 were reviewed. The results showed that mean Kt/V index in the Iranian patients undergoing hemodialysis was 1.11, which was lower than the accepted ≥ 1.2 value as the optimal dialysis adequacy in Iran (21). Accordingly, this indicated sub-optimal and poor adequacy of dialysis in patients undergoing hemodialysis. The minimum acceptable Kt/V is 1.5 in Egypt, 1.8 in Thailand, and 1.9 in Spain, all of which were higher than that of Iran (8, 51, 52). The reason for this difference can be attributed to low-level equipment of dialysis units and the application of inappropriate filters, lack of adequate vascular access, lack of time for dialysis, and poor skills of the personnel. The Kt/V index is so important that an increase of 0.1 in this index is associated with reduced risk of mortality from cardiovascular, cerebrovascular, and infectious diseases (7). Dialysis inadequacy is associated with an increase in hospitalization, longer hospital stay, and higher medical costs (53).

The pooled URR index was 59.94% in the current study, which was again lower than the $\geq 65\%$ value defined by the Iran Ministry of Health as the minimum value for adequate dialysis (54); thus, it can be said that the dialysis ade-

quacy index for patients undergoing hemodialysis (based on URR) is also suboptimal. Owen et al. (55), showed that URR lower than 60% was associated with increased mortality rate. The results of different studies show that for every 0.1 increase in Kt/V, the mortality rate decreases by about 7%, and for every 5% increase in URR, the mortality rate decreases by 11% (3).

Meta-regression results showed no correlation between Kt/V and URR indices and sample size, mean age of samples, methodological quality, and year of publication of articles. The adequacy of dialysis is influenced by various factors. The lack of correlation between the adequacy of dialysis and the year of publication of the articles shows that the policies and strategies of health care system during this period (2001 to 2017) were not sufficient to promote the healthcare level in patients undergoing hemodialysis and failed to measure the adequacy of dialysis in such patients. In a study by Shaw et al. (56), on evaluating the adequacy of dialysis based on URR in England, the results showed that URR increased from 56% in 1998 to 86% in 2010, indicating proper planning and favorable health care services for patients undergoing hemodialysis during these years. Accordingly, it is necessary to review health policies and programs in Iran to improve the adequacy of dialysis in patients undergoing hemodialysis. Since achieving adequacy is influenced by patient, dialyzer, and dialysis machine factors, all the three items could be

Table 2. Mean Score of Indices of Dialysis Adequacy Based on Subgroups^a

	Number of Studies	Average Dialysis Adequacy Indicators	Confidence Interval (95%)		Heterogeneity	
			Lower	Upper	%	P Value
Area						
1						
Kt/V	18	1.14	1.05	1.23	98	0.001
URR	9	60.58	58.45	62.72	91.7	0.001
2						
Kt/V	6	0.96	0.71	1.21	98.5	0.001
URR	5	57.42	50.41	64.43	98.5	0.001
3						
Kt/V	3	1.02	0.54	1.49	99.1	0.001
URR	1	69.83	68.19	71.47	-	-
4						
Kt/V	6	1.17	1.03	1.32	94.8	0.001
URR	6	58.84	56.35	61.32	100	0.001
5						
Kt/V	2	1.22	0.88	1.55	93.7	0.001
URR	-	-	-	-	-	-
Nationwide						
Kt/V	2	1.09	0.86	1.31	99.4	0.001
URR	1	61	60.63	61.37	-	-
Language						
Persian						
Kt/V	26	1.08	0.97	1.19	98.4	0.001
URR	17	60.08	58.24	61.93	100	0.001
English						
Kt/V	11	1.16	1.05	1.27	99.1	0.001
URR	5	59.51	57.28	61.74	91.8	0.001
Quality						
High						
Kt/V	11	1.11	0.97	1.24	96.1	0.001
URR	7	61.99	58.04	65.94	94.3	0.001
Moderate						
Kt/V	26	1.10	1.02	1.19	99.1	0.001
URR	15	59.05	57.15	60.95	100	0.001

^a Region 1: Alborz, Tehran, Qazvin, Mazandaran, Semnan, Golestan, and Qom provinces; Region 2: Esfahan, Fars, Bushehr, Hormozgan, Kohgiluyeh and Boyer-Ahmad, and Chaharmahal and Bakhtiari provinces; Region 3: West Azerbaijan, East Azerbaijan, Ardabil, Zanjan, Gilan, and Kurdistan provinces; Region 4: Kermanshah, Ilam, Lorestan, Hadaman, Markazi, and Khuzestan provinces; Region 5: Khorasan Razavi, North Khorasan, South Khorasan, Kerman, Yazd, and Sistan and Baluchestan provinces.

the target for any improvement programs. Patients undergoing hemodialysis should have an active role in health care. They should carefully control the amount of foods, fluids, and drugs they take, be sensitive to physical, mental,

psychological, and emotional changes, and try to have regular visits with renal care professionals. They should also be encouraged to be a member of renal care group and not just passive care recipients (56).

Overall, the results of the current study showed that the adequacy of dialysis was suboptimal in the community of Iranian patients undergoing hemodialysis and measures should be taken to improve the adequacy of dialysis and the condition of such patients.

Footnotes

Authors' Contribution: Concept and design: Fazel Dehvan and Masoumeh Erfani Khanghahi; data acquisition: Fateme Monjazebi and Hiwa Mohammadi; data analysis: Reza Ghanei Gheshlagh; drafting the manuscript, critical revising of the manuscript: Amanj Kurdi and Reza Ghanei Gheshlagh; final approval of the manuscript: All Authors.

Financial Disclosure: The authors declare no conflicts of interest.

Funding/Support: The authors report that there was no funding source for the work that resulted in the article or the preparation of the article.

References

- Malleshappa P, Shah BV. Prevalence of chronic kidney disease and the incidence of acute kidney injury in patients with coronary artery disease in Mumbai, India. *Heart Views*. 2015;16(2):47-52. doi: 10.4103/1995-705X.159219. [PubMed: 26240732]. [PubMed Central: PMC4485201].
- Beladi-Mousavi SS, Faramarzi M. Calcimimetic agents in the management of secondary hyperparathyroidism among patients with end-stage renal disease: A review article. *J Parathyroid Dis*. 2015;3(1):12-9.
- Esmaili H, Majlessi F, Montazeri A, Sadeghi R, Nedjat S, Zeinali J. Dialysis adequacy and necessity of implement health education models to its promotion in Iran. *Health Sci*. 2016;5(10):116-21.
- Saeedi M, Zareie F, Javaheri F. [The assessment of dialysis adequacy and its related factors among hemodialysis patients]. *Nurs Deve Health*. 2015;6(3):23-31. Persian.
- Tosun N, Kalender N, Cinar FI, Bagcivan G, Yenicesu M, Dikici D, et al. Relationship between dialysis adequacy and sleep quality in haemodialysis patients. *J Clin Nurs*. 2015;24(19-20):2936-44. doi: 10.1111/jocn.12908. [PubMed: 26215674].
- Powers KM, Wilkowski MJ, Helmandollar AW, Koenig KG, Bolton WK. Improved urea reduction ratio and Kt/V in large hemodialysis patients using two dialyzers in parallel. *Am J Kidney Dis*. 2000;35(2):266-74. [PubMed: 10676726].
- Bloembergen WE, Stannard DC, Port FK, Wolfe RA, Pugh JA, Jones CA, et al. Relationship of dose of hemodialysis and cause-specific mortality. *Kidney Int*. 1996;50(2):557-65. [PubMed: 8840286].
- Abbas TM, Sheashaa HA, Saad MA, Sobh MA. Does provision of a higher Kt/V urea make a difference? A hemodialysis controversial issue. *Hemodial Int*. 2005;9(2):153-8. doi: 10.1111/j.1492-7535.2005.01126.x. [PubMed: 16191064].
- Kalender N, Tosun N. Determination of the relationship between adequacy of dialysis and quality of life and self-care agency. *J Clin Nurs*. 2014;23(5-6):820-8. doi: 10.1111/jocn.12208. [PubMed: 23834623].
- Shasti S, Babahaji M. [The assessment of dialysis adequacy among hemodialysis patients in Tehran city]. *Ebnesina J Med*. 2011;14(1):23-7. Persian.
- Kaviannezhad R, Oshvandi K, Borzuo R, Gholyaf M. [Dialysis adequacy of low-flux membrane in hemodialysis patients]. *J Mazandaran Univ Med Sci*. 2016;26(136):170-4. Persian.
- Ross EA, Paugh-Miller JL, Nappo RW. Interventions to improve hemodialysis adequacy: Protocols based on real-time monitoring of dialysate solute clearance. *Clin Kidney J*. 2018;11(3):394-9. doi: 10.1093/ckj/sfx110. [PubMed: 29942505]. [PubMed Central: PMC6007261].
- Ghorbani Moghaddam Z, Sharifi S, Raese A, Yazdankhah Fard M, Mirzaee K, Bahraime M. [Investigation of hemodialysis adequacy in patients undergoing hemodialysis in the Shohada Hospital in Bushehr]. *Iran South Med J*. 2016;18(6):1236-44. Persian.
- Mactier R, Hoenich N, Breen C. Renal association clinical practice guideline on haemodialysis. *Nephron Clin Pract*. 2011;118 Suppl 1:c241-86. doi: 10.1159/000328072. [PubMed: 21555899].
- Abedi-Samakoosh M, Ahangarkani F, Aghaie N, Gholami F, Shirzad M, Naseripour Z. The relationship between the adequacy of hemodialysis and laboratory parameters. *Chronic Dis J*. 2017;5(1):19-27. doi: 10.22122/cdj.v5i1.226.
- Zand S, Hasan-khani H, Soltani P. [An investigation on the efficacy of hemodialysis in Vali-e-Asr Hospital of Arak city based on urea kinetic model in year 2003]. *Arak Med Univ J*. 2007;10(1):64-70. Persian.
- Mohseni R, Ilali ES. [Assessment of adequacy of dialysis in patients undergoing dialysis with bicarbonate solution]. *Hayat*. 2011;17(4):63-72. Persian.
- Monfared A, Ourangpour R, Kohanl M. [Evaluation of hemodialysis adequacy on patients undergoing hemodialysis in Razi Hospital in Rasht]. *J Guilan Univ Med Sci*. 2008;17(5):44-9. Persian.
- Farrugia MK, Kirsch AJ. Application of the strengthening the reporting of observational studies in epidemiology (STROBE) statement to publications on endoscopic treatment for vesicoureteral reflux. *J Pediatr Urol*. 2017;13(3):320-5. doi: 10.1016/j.jpuro.2017.02.005. [PubMed: 28285865].
- Moslem A, Naghavi M, Basiri Moghadam M, Basiri Moghadam K. [Assessing the adequacy of dialysis and its relationship with kind of filter in patient under hemodialysis referred to 22-Bahman Hospital of Gonabad]. *Q Horizon Med Sci*. 2008;14(2):20-3. Persian.
- Nemati E, Khosravi A, Einollahi B, Meshkati M, Taghipour M, Abbaszadeh S. The relationship between dialysis adequacy and serum uric acid in dialysis patients: A cross-sectional multi-center study in Iranian hemodialysis centers. *J Renal Inj Prev*. 2017;6(2):142-7. doi: 10.15171/jrip.2017.28. [PubMed: 28497092]. [PubMed Central: PMC5423283].
- Zafar Mohtashami A, Hadian B, Lashkarara GR, Mahdipناه F. [Dialysis adequacy in chronic hemodialysis patients in Shohada Ashayer Hospital, Khorramabad, Lorestan, Iran]. *YAFTE*. 2016;18(4):13-20. Persian.
- Hemayati R, Lesanpezheshki M, Seifi S. Association of dialysis adequacy with nutritional and inflammatory status in patients with chronic kidney failure. *Saudi J Kidney Dis Transpl*. 2015;26(6):1154-60. doi: 10.4103/1319-2442.168593. [PubMed: 26586053].
- Farhadi M, Dadgari F, Farsi Z, Dadgari A. [Dialysis adequacy in chronic hemodialysis patients in a military hospital]. *Ebnesina J Med*. 2015;17(2):36-42. Persian.
- Dadgari A, Ddvar L, Elam-Panah H. Multidimensional fatigue syndrome and dialysis adequacy among elderly patients under hemodialysis treatment. *Int J Health Stud*. 2015;1(2):5-8. doi: 10.22100/ijhs.v1i2.20.
- Habibzadeh HLN, Ghanei-Gheshlagh R. [Relationship between restless legs syndrome and sleep quality in hemodialysis patients]. *Med Surg Nurs J*. 2013;2(1):57-62. Persian.
- Ebrahimi H, Sadeghi M, Khatibi MR. The relationship between quality of life with dialysis efficacy and laboratory parameters in Shahrud hemodialysis patients. *Iran J Critical Care Nurs (IJCCN)*. 2015.
- Nasri H, Ghaed-Amini F. Age and dialysis adequacy in maintenance hemodialysis patients. *J Clin Analyt Med*. 2013;4(6):479-82. doi: 10.4328/jcam.1151.
- Khorgami Z, Abdollahi A, Soleimani S, Ahamadi F, Mahdavi-Mazdeh M. Relationship between serum cystatin C and creatinine or dialysis adequacy in patients on chronic maintenance hemodialysis. *Nephrourol Mon*. 2013;5(2):733-5. doi: 10.5812/numonthly.4934. [PubMed: 23841035]. [PubMed Central: PMC3703130].

30. Abedi Samakoosh M, Aghaie N, Gholami F, Shirzad M, Yosefi E, Teymoorzadeh Baboli M. [Assesment dialysis adequacy in hemodialysis patients of Qaemshar Razi Hospital in 2012]. *J Mazandaran Univ Med Sci.* 2013;**23**(107):20-7. Persian.
31. Edalat-Nejad M, Sadeqi R, Yousefichaijan P, Qaffari M. [Online conductivity monitoring, despite underestimating hemodialysis adequacy: Still a reliable practical tool]. *Arak Med Univ J.* 2013;**15**(9):77-84. Persian.
32. Shariati A, Asayesh H, Nasiri H, Tajbaksh R, Hesam M, Mollae E, et al. [Comparison of dialysis adequacy in patient's that referred to Golestan province hemodialysis centers]. *J Health Promot Manag.* 2012;**1**(3):55-63. Persian.
33. Tayyebi A, Shasti S, Ebadi A, Eynollahi B, Tadrissi SD. The relationship between blood pressure and dialysis adequacy in dialysis patients. *Iran J Critical Care Nurs (IJCCN).* 2012;**5**(1):49-52.
34. Oshvandi K, Kavyannejad R, Borzuo R, Gholyaf M, Salavati M. [Dialysis adequacy with high flux membrane in hemodialysis patients at shahid beheshti hospital, Hamedan]. *J Nurs Midwifery Urmia Univ Med Sci.* 2012;**10**(4):540-8. Persian.
35. Sanavi S, Afshar R. Depression in patients undergoing conventional maintenance hemodialysis: The disease effects on dialysis adequacy. *Dialysis y Trasplante.* 2012;**33**(1):13-6. doi: [10.1016/j.dialis.2011.06.006](https://doi.org/10.1016/j.dialis.2011.06.006).
36. Amini M, Aghighi M, Masoudkabar F, Zamyadi M, Norouzi S, Rajolani H, et al. Hemodialysis adequacy and treatment in Iranian patients: A national multicenter study. *Iran J Kidney Dis.* 2011;**5**(2):103-9. [PubMed: [21368388](https://pubmed.ncbi.nlm.nih.gov/21368388/)].
37. Roozitalab M, Moohamadi B, Najafi S, Mehrabi S. [Determining the adequacy of hemodialysis units of Kohgilouyeh and Boyerahmad hospitals in 2009]. *Armaghane Danesh.* 2010;**15**(3):273-82. Persian.
38. Shariati A, Mojerloo M, Hesam M, Mollae E, Abbasi A, Asayesh H, et al. [Hemodialysis efficacy in patients with end stage renal disease (ESRD) in Gorgan, Northern Iran (2008)]. *J Gorgan Univ Med Sci.* 2010;**12**(1):80-4. Persian.
39. Malekmakan L, Haghpanah S, Pakfetrat M, Malekmakan A, Alimanesh M, Haghpanah A, et al. Dialysis adequacy and kidney disease outcomes quality initiative goals achievement in an Iranian hemodialysis population. *Iran J Kidney Dis.* 2010;**4**(1):39-43. [PubMed: [20081303](https://pubmed.ncbi.nlm.nih.gov/20081303/)].
40. Raeisifar A, Torabpour M, Mohsenizad P, Tayebi A, Masoumi M. Dialysis adequacy in patients of Abadan hemodialysis center. *Iran J Critical Care Nurs (IJCCN).* 2009;**2**(3):87-90.
41. Hojjat M. Hemodialysis adequacy in patients with chronic renal failure. *Iran J Crit Care Nurs.* 2009;**2**(2):61-6.
42. Zeraati AA, Naghibi M, Jabari Noughabi H. Factors associated with haemodialysis adequacy in patients under hemodialysis. *Med J Mashhad Univ Med Sci.* 2008;**51**(99):45-52.
43. Pourfarziani V, Ghanbarpour F, Nemati E, Taheri S, Einollahi B. Laboratory variables and treatment adequacy in hemodialysis patients in Iran. *Saudi J Kidney Dis Transpl.* 2008;**19**(5):842-6. [PubMed: [18711312](https://pubmed.ncbi.nlm.nih.gov/18711312/)].
44. Mousavi Movahed S, Komeili Movahed T, Komeili Movahed A, Dolati M. [Assessment of adequacy of dialysis in patients under continuous hemodialysis in Kamkar and Hazrat Vali Asr Hospitals, state of Qom, 2006]. *Qom Univ Med Sci J.* 2007;**1**(2):45-53. Persian.
45. Afshar R, Jalali Nadoushan M, Sanavi S, Komeili A. Assessment of hemodialysis adequacy in patients undergoing maintenance maneuver by laboratory tests. *Iran J Pathol.* 2006;**1**(2):55-60.
46. Borzou SR, Gholyaf M, Amini R, Zandieh M, Torkaman B. [Assessing the adequacy of dialysis in patients under hemodialysis in dialysis ward of Ekbatan Hospital of Hamadan]. *Avicenna J Clin Med.* 2007;**13**(4):53-7. Persian.
47. Taziki O, Lesanpezeshki M, Abolghasemi R. [Comparison between delivered (KT/V) and hemodialysis product in dialysis adequacy]. *Tehran Univ Med J.* 2006;**64**(1):7-11. Persian.
48. Mozaffari N, Mohammadi M, Dadkhah B, Mahdavi A. [Dialysis adequacy of haemodialytic patients in Ardabil dialysis]. *J Ardabil Univ Med Sci.* 2005;**4**(4):52-7. Persian.
49. Nadi E, Bashirian S, Khosravi M. Assessing of dialysis adequacy in patients under hemodialysis in dialysis department of Ekbatan Hospital in Hamadan. *Sci J Hamadan Univ Med Sci.* 2003;**10**(3):27-33.
50. Delavari AR, Sharifian A, Rahimi EA. [Dialysis efficacy in three dialysis centers in Kurdistan province]. *Sci J Kurdistan Univ Med Sci.* 2001;**5**(4):18-22. Persian.
51. Chirananthavat T, Tungsanga K, Eiam-Ong S. Accuracy of using 30-minute post-dialysis BUN to determine equilibrated Kt/V. *J Med Assoc Thai.* 2006;**89** Suppl 2:S54-64. [PubMed: [17044455](https://pubmed.ncbi.nlm.nih.gov/17044455/)].
52. Grzegorzewska AE, Banachowicz W. Comparisons of Kt/V evaluated using an online method and calculated from urea measurements in patients on intermittent hemodialysis. *Hemodial Int.* 2006;**10** Suppl 2:S5-9. doi: [10.1111/j.1542-4758.2006.00121.x](https://doi.org/10.1111/j.1542-4758.2006.00121.x). [PubMed: [17022752](https://pubmed.ncbi.nlm.nih.gov/17022752/)].
53. Baral S, Pant V, Shah DS. Dialysis adequacy in ESRD patients on maintenance hemodialysis in a tertiary care center. *J Inst Med.* 2017.
54. Eshghizadeh M, Basiri Moghadam K, Baloochi Beydokhti T, Safarpour Gharib Z, Mokhtari S. [Dialysis adequacy in diabetic and non-diabetic patients]. *Med Surg Nurs J.* 2014;**3**(2):83-77. Persian.
55. Owen WF, Lew NL, Liu Y, Lowrie EG, Lazarus JM. The urea reduction ratio and serum albumin concentration as predictors of mortality in patients undergoing hemodialysis. *N Engl J Med.* 1993;**329**(14):1001-6. doi: [10.1056/NEJM199309303291404](https://doi.org/10.1056/NEJM199309303291404). [PubMed: [8366899](https://pubmed.ncbi.nlm.nih.gov/8366899/)].
56. Shaw C, Steenkamp R, Williams AJ. Chapter 7 Adequacy of haemodialysis in UK adult patients in 2010: National and centre-specific analyses. *Nephron Clin Pract.* 2012;**120** Suppl 1:c137-43. doi: [10.1159/000342850](https://doi.org/10.1159/000342850). [PubMed: [22964565](https://pubmed.ncbi.nlm.nih.gov/22964565/)].