

Event-based Controller Design for Networked Control Systems with Time-varying Random Delays

Beheshte Sadeghi Sabzevari^{1*}, Mohammad Haddad Zarif², Seyed Kamal Hosseini Sani³

1-Department of Electrical and Robotic Engineering, Shahrood University of Technology, Shahrood, Iran.

E-mail: bsadeghi@shahroodut.ac.ir (Corresponding author)

2-Department of Electrical and Robotic Engineering, Shahrood University of Technology, Shahrood, Iran.

E-mail: mhzarif@shahroodut.ac.ir

3-Department of Electrical Engineering, Ferdowsi University of Mashhad, Mashhad, Iran.

E-mail: k.hosseini@um.ac.ir

Received: February 2019

Revised: May 2019

Accepted: July 2019

ABSTRACT:

This paper is concerned with a controller design method for Networked Control Systems (NCSs) with time-varying random delays. The proposed controller is an event-based controller and is able to effectively save the network bandwidth and energy resources of the system in comparison with common control schemes while guaranteeing the stability of the system. The proposed controller switches between two main triggering schemes: event-triggered control scheme and self-triggered control scheme. The stability issue in this combinatorial method is also considered. The validity of the proposed algorithm is confirmed via simulation results and the results are well compared with results from exerting event-triggered and self-triggered control individually.

KEYWORDS: Networked Control System, Random Delay, Event-Triggered Control, Self-Triggered Control, Bandwidth.

1. INTRODUCTION

Combining control theory and communication theory has led to introduction of networked control systems, in which a communication network is used for data transmission between sensors, controllers and plants. Transmitting data via communication network has many benefits such as reduction of wiring costs, high flexibility in order to add or remove new elements and ease of fault detection. Growing interest in NCSs in recent years, have been the outgrowth of these benefits [1-8].

Using communication network has also brought new challenges such as packet dropout, network-induced delay and limitation of network bandwidth. Packet dropout which can cause the degradation of the performance and even instability of the system, has been studied in many researches [9-13]. The effect of network-induced delay, methods of modelling and compensating different forms of delay has been the subject of many papers [14]-[18]. The stability issue and investigating the existence of a stabilizing controller or designing a stabilizing controller have been other considerable parts of NCS-related papers [19-22].

Since the negative effect of delay and packet dropout can affect the network during transmission of every packet of data; confining transferred data only to

those data which are necessary for stabilizing the system is an absolute solution for reducing the instability situations. This solution also leads to reduction of network bandwidth usage and saving the energy resources of the system.

In the triggering point of view, there are three main different categories: time-triggered control scheme, event-triggered control scheme and self-triggered control scheme.

Time triggered control scheme is the first triggering method used in networked control systems. In this method, system states are sampled and sent to the controller through network periodically. Therefore the network bandwidth is always occupied with periodic data transmission. For solving this problem aperiodic control schemes were proposed, in which data is sent only if a predetermined event happens; not in constant intervals. These event-based control schemes reduce the challenges of the presence of the network but also brings new theoretical and practical issues [23-30].

In these two event-based control schemes, a triggering mechanism determines when the last sampled data must be transferred to the controller through network. In event-triggered control scheme, the data is sampled periodically and if the triggering condition is violated, the last sampled data is sent to the controller in order to generate new control signal for

stabilizing the system, otherwise the last sampled data is ignored. In self-triggered control scheme; based on our knowledge about plant dynamics; a cost function is defined, which determines the next sampling instant priority.

In [31] a model-free control method is proposed for NCSs with time-delay. A new structure for model-free control is given using Smith predictor for delay part of the problem. In [32], an event-triggered control scheme is presented based on systems output. Reference [33] is concerned with the problem of adaptive neural network tracking control for a class of uncertain switched nonlinear systems with time delays.

In [34], event-triggered method based on state-feedback is developed so that in presence of noise and when the state variable is not measurable, the method can be used.

Reference [35] is concerned with the synchronization of control problem for a class of discrete time-delay complex dynamical networks under a dynamic event-triggered mechanism.

In [36] a new method for modelling and analyzing interaction between control loops and access to communication network in first-order systems is presented. In [37], sensor is not informed of maximum delay, so creating time tags on sent packets helps the controller to know the delay for each data packet.

The benefits and drawbacks of all three control schemes are summarized in Table 1. The drawbacks of one strategy can be covered with benefits of the other strategy. Therefore in this paper a hybrid controller is proposed which switches between two event-based control schemes: event-triggered control and self-triggered control. Since this switching strategy is for the purpose of less monitoring and transmitting data in unnecessary instants, the result is less occurrence of network-induced phenomena.

Network-induced delay is also a big challenge in NCSs. In different papers, different models are assumed for different forms of delay. The most complex situations happen when there is random delay in the system.

In fact, main contribution of this paper is introducing a hybrid method which results into reducing network bandwidth usage and waste of system's energy resources. The main problem in switching approaches is stability, which is considered and resolved in this paper in particular.

Therefore, this paper is organized as follows: in section 2 the system model and preliminaries are introduced. In section 3 the function of the proposed hybrid controller is explained. Simulation results are reported and discussed in section 4, and finally conclusion is represented in section 5.

Table 1. Benefits and drawbacks of each control scheme.

Control scheme	Weak points
Time-triggered	- Periodic data sampling - Continuous effort for data transmission via network without taking network traffic into account - Wasting network resources for unnecessary data sampling and transmission
Event-triggered	- Periodic data sampling - Waste of network resources
Self-triggered	-No reaction against external disturbances between two consecutive sampling instant

2. SYSTEM MODEL AND PRELIMINARIES

Consider a linear time-invariant (LTI) system as:

$$\dot{x}(t) = Ax(t) + Bu(t) \quad (1a)$$

$$x(0) = x_0 \quad (1b)$$

In which $x : \mathfrak{R} \rightarrow \mathfrak{R}^n$ is the system state with initial value x_0 , $u : \mathfrak{R} \rightarrow \mathfrak{R}^m$ is the control input and $A \in \mathfrak{R}^{n \times n}$ and $B \in \mathfrak{R}^{n \times m}$ are real matrices of appropriate dimensions.

An asymptotical stabilizing controller is necessary for our hybrid strategy so a symmetric positive definite matrix P is assumed such that

$$\dot{x}(t) = (A - BB^T P)x(t) \quad (2)$$

Will have an asymptotical stable equilibrium point. The matrix P is also considered to satisfy the H_∞ algebraic Riccati equation (ARE),

$$0 = PA + A^T P - Q + R \quad (3)$$

Where,

$$Q = PBB^T P \quad (4)$$

$$R = I + \frac{1}{\gamma^2} PP \quad (5)$$

For real constant $\gamma > 0$. The state feedback gain matrix is considered as $K = -B^T P$ and the closed loop system matrix is denoted as $A_{cl} = A - BB^T P$. Therefore, we can rewrite equation 1 as:

$$\dot{x}(t) = (A - BB^T P)x(t) \quad (6)$$

A standard L2 storage function $x : \mathfrak{R} \rightarrow \mathfrak{R}^n$ is assumed as $V(x) = x^T P x$ for all $x \in \mathfrak{R}^n$. So it can be proved that the derivative of the storage function, for all t satisfies

$$\dot{V}(x(t)) < -\|x(t)\|_2^2 \quad (7)$$

In the system (1), we assume that the output data is sampled in specific instants and the control signal is updated and implemented based on two time sequences; the release time sequence $\{r_k\}_{k=0}^{\infty}$ and the finishing time sequence $\{f_k\}_{k=0}^{\infty}$. At time instant r_k , the k th data transmission should be done in order to update the control signal for the k th time. So at this instant the new data is sampled and transmitted through network. The time f_k is the instant when the k th new control signal has executed and the k th job is finished. These two sequences are called admissible if for all $k = 0, \dots, \infty$, we have $r_k \leq f_k < r_{k+1}$.

The existence of these admissible time sequences are further discussed in theorem 3 and the sufficient condition is derived.

Between two consecutive updates of the control signal, the applied control signal to the plant is held constant by a zero order hold (ZOH), and during this interval, the system (1) can be described as

$$\dot{x}(t) = Ax(t) + Bu(t) \quad (8a)$$

$$u(t) = -B^T P x(r_k) \quad (8b)$$

For all $k = 0, \dots, \infty$. As the result of continuity of the system states, it is concluded that $x(f_k) = \lim_{t \rightarrow f_k} x(t)$. Two other variables are T_k and D_k . T_k is the time-varying sampling period which is defined as $T_k = r_{k+1} - r_k$; and D_k is the delay of the k th job which is defined as $D_k = f_k - r_k$. The error function for the k th job is also defined as $e_k : [r_k, f_{k+1}) \rightarrow \mathfrak{R}^n$, $e_k(t) = x(t) - x(r_k)$.

As we know that every equation in this paper is applied to all jobs, the job index k is dropped and the instants $r_{k-1}, r_k, r_{k+1}, f_k$ and f_{k+1} are denoted as r^-, r, r^+, f and f^+ respectively, so the system state and the error signal are also as x_t and $e_t = x_t - x_r$ in time intervals $t \in [r_k, f_{k+1})$ and $t \in [r, f^+)$ respectively.

For final introduction of the hybrid controller, we need some stability_concerned theorems. The following theorems are derived from [38] and for the sake of brevity the proofs are omitted.

In the following theorem, a constraint for L2 stability of the system is presented.

Theorem1: consider the sampled-data system in equation 8. Release time and finishing time sequences are considered to be admissible. β is a real constant in

the interval (0,1). The sampled-data system is finite gain L2 stable with a gain less than γ/β if :

$$e_k^T(t) Q e_k(t) < (1 - \beta^2) \|x(t)\|_2^2 + x_r^T Q x_r \quad (9)$$

For all $t \in [f_k, f_{k+1})$ and any $k = 0, \dots, \infty$.

A weaker sufficient condition for L2 stability of the system is presented in the following corollary.

Corollary 1: Consider the sampled-data system in equation 8 with admissible release time and finishing time sequences. β is a real constant in the interval (0,1) and the matrix Q is defined as in equation 3 such that the matrix

$$M = (1 - \beta^2)I + Q \quad (10)$$

Has full rank and the inequality

$$e_k(t)^T M e_k(t) \leq x_r^T M x_r \quad (11)$$

Is satisfied for $t \in [f_k, f_{k+1})$ for all $k = 0, \dots, \infty$ then the sampled data system is L2 stable with a gain less than γ/β .

In event-triggered control scheme and self-triggered control scheme, we need an inequality in order to check if the event has happened. The inequalities 9 or 11 can be used for event-triggered strategy and by replacing x_t with e_t , those inequalities can be used for self-triggered strategy.

The function $z_k : [r_k, f_{k+1}) \rightarrow \mathfrak{R}^n$ is defined as

$$z_k(t) = \sqrt{(1 - \beta^2)I + Q} e_k(t) = \sqrt{M} e_k(t) \quad (12)$$

And the function $\rho : \mathfrak{R}^n \rightarrow \mathfrak{R}$ is given by

$$\rho(x) = \sqrt{x^T M x} \quad (13)$$

Where, $x \in \mathfrak{R}^n$. If we can prove for any $\delta \in (0,1]$ that

$$\|z_k(t)\|_2 \leq \delta \rho(x_r) \quad (14)$$

For all $t \in [f_k, f_{k+1})$ for any $k = 0, \dots, \infty$, then the hypotheses in corollary 1 result into finite-gain L2 stability of the sampled-data with a gain less than γ/β .

Theorem2: It is assumed that for some $\delta \in (0,1]$, the sequence of release times $\{r_k\}_{k=0}^{\infty}$ satisfies

$$\|z_k(t)\|_2 = \delta \rho(x_r) \quad (15)$$

Where, $f_k = r_k$ for all $k = 0, \dots, \infty$ and the sampled-data system in equation 8 is considered.

If the release and finishing time sequences are admissible and the sampled-data system is L2-stable with a gain less than $\frac{\gamma}{\beta}$, then each task sampling period will satisfy

$$T_k \geq \frac{1}{\alpha} \ln(1 + \delta \alpha \frac{\rho(x_r)}{\mu_0(x_r)}) \quad (16)$$

In which α is a real constant and $\mu_0: \mathfrak{R}^n \rightarrow \mathfrak{R}$ is a real-valued function as:

$$\alpha = \|\sqrt{M}A\sqrt{M}^{-1}\| \quad (17)$$

$$\mu_0(x_r) = \|\sqrt{M}A_{cl}x_r\|_2 \quad (18)$$

It is concluded from theorem 2 that if we set

$$r_{k+1} = r_k + \frac{1}{\alpha} \ln(1 + \delta \alpha \frac{\rho(x_r)}{\mu_0(x_r)}) \quad (19)$$

Then we are assured that the system's induced L2 gain is less than $\frac{\gamma}{\beta}$.

Corollary 2. Consider the sampled-data system. It is assumed that for some k , $r_{k-1} \leq f_{k-1} \leq r_k$. If for some $\epsilon \in (0,1)$, the inequality

$$0 \leq D_k = f_k - r_k \leq L_1(x_r, x_{r-}; \epsilon) \quad (20)$$

For all $t \in [r, f)$ is satisfied, then the k th trigger signal z_k satisfies

$$\|z_k(t)\|_2 \leq \phi(x_r, x_{r-}, t - r) \leq \epsilon \rho(x_r) \quad (21)$$

For all $t \in [r, f)$.

$L_1: \mathfrak{R}^n \times \mathfrak{R}^n \times (0,1) \rightarrow \mathfrak{R}$ is given by

$$L_1(x_r, x_{r-}; \epsilon) = \frac{1}{\alpha} \ln(1 + \epsilon \alpha \frac{\rho(x_r)}{\mu_1(x_r, x_{r-})}) \quad (22)$$

In which $\phi: \mathfrak{R}^n \times \mathfrak{R}^n \times \mathfrak{R} \rightarrow \mathfrak{R}$ is a real-valued function given by

$$\phi(x_r, x_{r-}, t - r) = \frac{\mu_1(x_r, x_{r-})}{\alpha} (e^{\alpha(t-r)} - 1) \quad (23)$$

And $\mu_1: \mathfrak{R}^n \times \mathfrak{R}^n \rightarrow \mathfrak{R}$ is a real-valued function given by

$$\mu_1(x_r, x_{r-}) = \sqrt{M}(Ax_r - BB^T Px_{r-})\|_2 \quad (24)$$

Theorem 3. Consider the sampled-data system in equation 8. For given $\epsilon \in (0,1)$ and $\delta \in (\epsilon, 1)$, we assume that the initial release and finishing times satisfy

$$r_{-1} = r_0 = f_0 = 0 \quad (25)$$

For any non-negative integer k , the release times are generated by the following recursion,

$$r_{k+1} = f_k + L_2(x(r_k), x(r_{k-1}), \delta) \quad (26)$$

And the finishing times satisfy

$$r_{k+1} \leq f_{k+1} \leq r_{k+1} + \xi(x(r_k), \epsilon, \delta) \quad (27)$$

Where $L_2: \mathfrak{R}^n \times \mathfrak{R}^n \times (0,1] \rightarrow \mathfrak{R}$ is defined as

$$L_2(x_r, x_{r-}, \eta) = \frac{1}{\alpha} \ln(1 + \alpha \frac{\eta \rho(x_r) - \phi(x_r, x_{r-})}{\mu_0(x_r) + \alpha \phi(x_r, x_{r-})}) \quad (28)$$

And $\xi: \mathfrak{R}^n \times \mathfrak{R} \times (0,1] \rightarrow \mathfrak{R}$ is defined as

$$\xi(x_{r-}, \epsilon, \delta) = \frac{1}{\alpha} \ln(1 + \epsilon \alpha \frac{(1-\delta)\rho(x_{r-})}{\alpha \delta \rho(x_{r-}) + \mu_0(x_{r-})}) \quad (29)$$

Then it is concluded that the sequences of release times, $\{r_k\}_{k=0}^{\infty}$, and finishing times, $\{f_k\}_{k=0}^{\infty}$, will be admissible and the sampled-data system is finite gain L2 stable with an induced gain less than $\frac{\gamma}{\beta}$.

3. PROPOSED CONTROLLER

The time diagram of the system response has two basic parts, transient part and steady state part. Since in transient time, the system states' changes are fast, control signal must be modified continuously in order to direct variable states of the system towards stability. In contrast, during steady state interval, a proper control signal is required just in order to keep the system states near stability mode. The main idea in the proposed control strategy is using a switching approach for the applied control strategy based on the system mode. If the system is in transient mode, the event-triggered control strategy is used and when the system is in steady state mode, the self-triggered control strategy is used.

The switching action is done based on the inequality

$$\|relative\ error\|_2 \geq threshold \quad (30)$$

Where, "relative error" is $(x_r - x_{r-})/x_r$ and the threshold is the factor determining the border between transient mode and steady state mode.

At the time the switching action happens, the initial state of the new strategy is set to the last state of the previous strategy. So because of the guaranteed L2 stability of the system in both of two types of strategies from any initial condition, the L2 stability of the system after switching is also guaranteed. Thereby the stability problem is resolved in this way.

4. SIMULATION RESULTS

In this section, the proposed control strategy is applied to an inverted pendulum and the results are compared to applying only one type of control strategies.

The plant's linearized state equation is

$$\dot{x}(t) = \begin{bmatrix} 0 & 1 & 0 & 0 \\ 0 & 0 & -mg/M & 0 \\ 0 & 0 & 0 & 1 \\ 0 & 0 & g/l & 0 \end{bmatrix} x(t) + \begin{bmatrix} 0 \\ 1/M \\ 0 \\ -1/(Ml) \end{bmatrix} u(t) \quad (31)$$

In which M is the cart mass, m is the mass of the pendulum bob and l is the length of the pendulum arm and g is the gravitational acceleration. System state vector; which is measured in each sampling instant; is as $x = [y \dot{y} \theta \dot{\theta}]^T$ where y is the cart's position and θ is the pendulum bob's angle with respect to the vertical.

In this part, three different algorithms are used and the results are compared together: event-triggered control, self-triggered control and hybrid control. Since reducing the energy usage is our greatest concern in this paper, the parameter Ψ is defined as $\Psi = \text{sent} * \text{sampled} * \text{error_norm}$. The less Ψ is, the less energy is used and the better result is obtained.

The system's initial state is set to $x_0 = [0.98 \ 0 \ 0.2 \ 0]^T$. Solving the Riccati equation in equation 3, and using the equation 6, yields

$$K = -B^T P = [2 \ 12 \ 378 \ 210]$$

Fig. 1 plots the state trajectory of the closed-loop system using the above controller gain.

Fig. 2 shows the state trajectory of the closed-loop system using each of three discussed control schemes (event-triggered control, self-triggered control and hybrid control) compared to the time-triggered control scheme. For more visibility, the 5 seconds running results are included.

Fig. 3 illustrates the control signal applied to the plant in each of three control schemes. It can be seen that all the signals converge to the level of time-triggered control signal which shows the proper behavior of the system with each type of controller.

The error signal for this system is defined as $e(t) = \|x(t) - x_c(t)\|_2$ where $x(t)$ is the event-based system's response and $x_c(t)$ is the system's response without applying any event-based control strategy. The error signals' plots are included in Fig. 4.

In order to show the performance of the proposed controller in long time running of the system; Fig. 5 illustrates the system condition in which the system mode changes between transient and steady states. As can be seen clearly, the state trajectories are so alike to continuous-time system. The error-norm is of small amplitude in comparison with system states' amplitude. The control signal is also plotted in Fig. 5 (c).

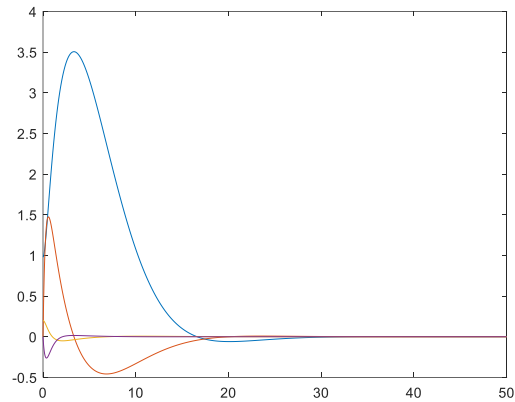
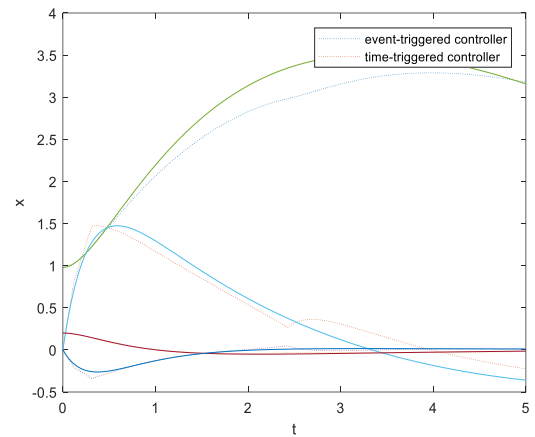
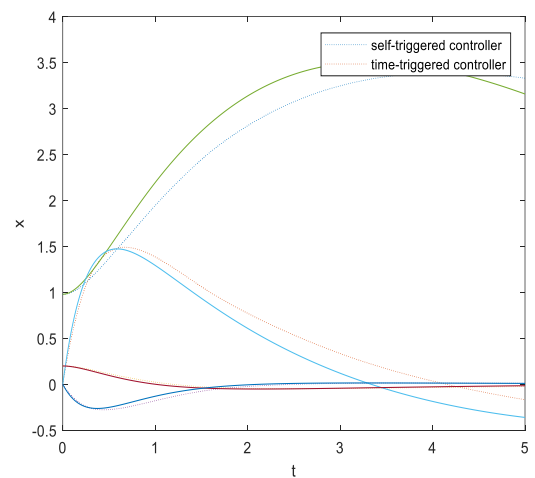


Fig. 1. State trajectories of continuous-time closed-loop system.



(a)



(b)

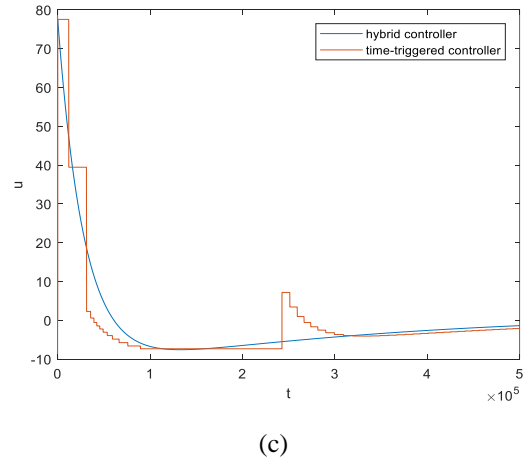
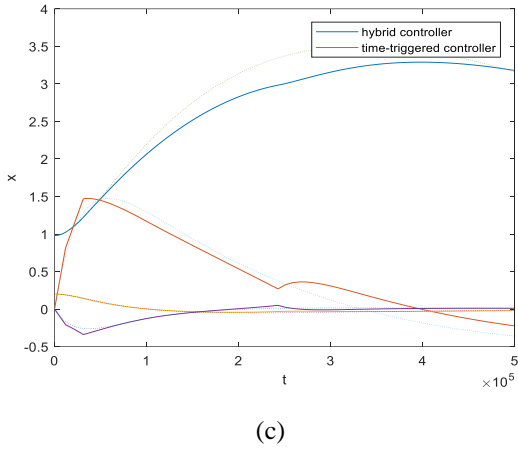
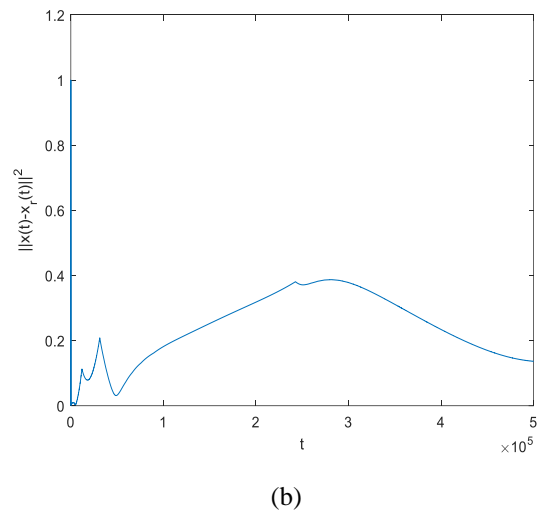
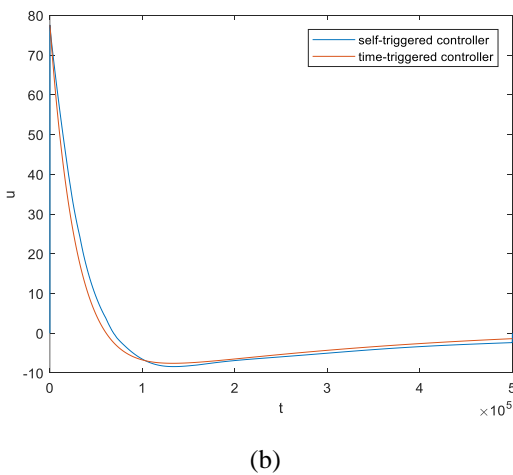
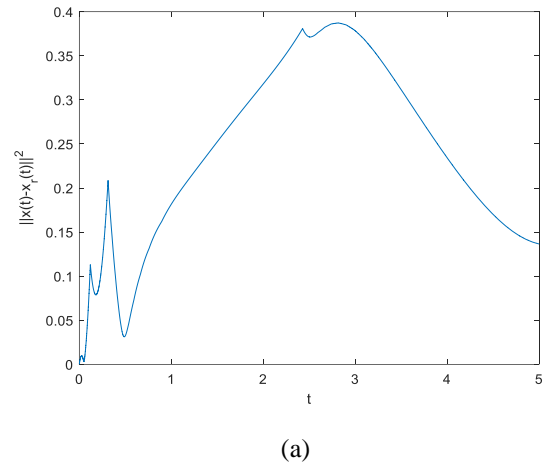
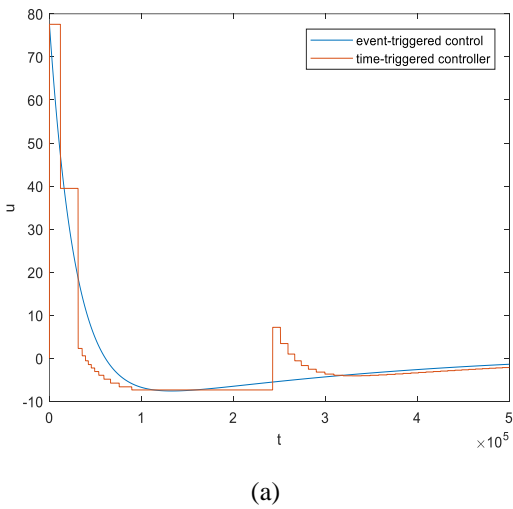


Fig. 2. System states using (a) event-triggered controller, (b) self-triggered controller, (c) hybrid controller.

Fig. 3. Control signal using three different types of control schemes.



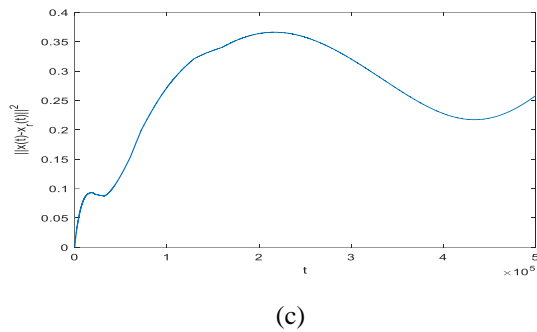


Fig. 4. Error norm using (a) event-triggered control, (b) self-triggered control, (c) hybrid control.

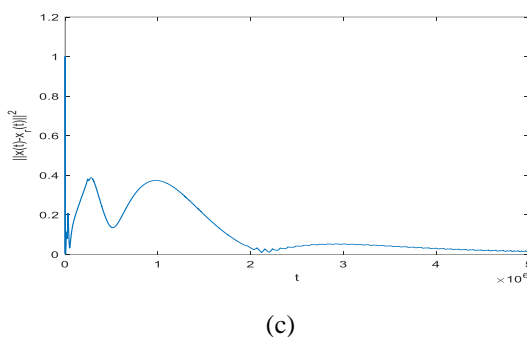
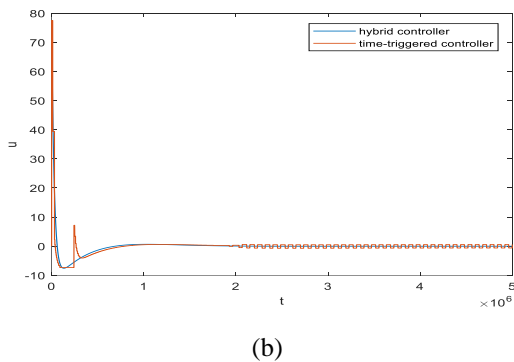
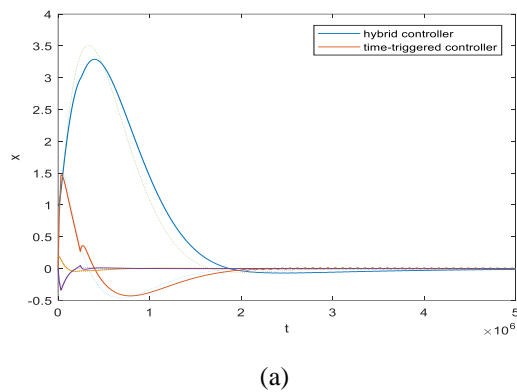


Fig. 5. Long time running of system using hybrid controller: (a) system states, (b) control signal, (c) error norm.

Table 2 shows the dependency of the Ψ factor to different values of ϵ and β , for each of three algorithms. Presented results in Table 3, declare the efficiency of the proposed algorithm. Since the system is initially in transient state, the number of sent packets and the Ψ factor for STC is far more than ETC and the Hyb.C which shows that using STC in transient interval is an inappropriate choice. The number of sent packets in proposed algorithm is considerably less than the other two algorithms. As the length of interval increases, the relative greatness of number of sent packets in ETC to Hyb.C increases. τ parameter is the ratio of the whole running interval to number of sent packets. This parameter is interpreted as the average number of intervals between two consecutive release times. In simulation results, each interval is considered as $h=1e-5$.

The values of the Ψ factor for different running intervals of the algorithms, shows that this factor for the ETC is about 3 to 4 times greater than Hyb.C. With increase in running interval, the steady state interval is also included and the STC is more involved in Hyb.C. So the better performance of STC than ETC in steady state interval can be observed in this case which confirms the good structure of the proposed algorithm for relating the ETC to transient state interval and the STC to steady state interval.

Table 2. Dependency of the Ψ factor to ϵ and β parameters in different control schemes.

Control Scheme	ϵ	β	Ψ
Event-triggered control	0.1	0.5	8.1545e9
		0.8	8.7891e9
	0.7	0.5	4.5675e9
		0.8	4.4307e9
Self-triggered control	0.1	0.5	1.5253e12
		0.8	9.4322e12
	0.7	0.5	1.6178e12
		0.8	9.5010e12
Proposed hybrid control	0.1	0.5	4.1665e9
		0.8	4.5363e9
	0.7	0.5	4.1665e9
		0.8	4.5363e9

Table 3. Comparison between different control schemes in different running intervals of the schemes between: number of sent packets, average number of intervals between two consecutive release instants, and the Ψ factor.

T	Control scheme	sent	τ	Ψ
5	ETC	53	9.4339e3	1.5401e10
	STC	96187	5.1982	1.7490e12
	Hyb.C	49	1.0204e4	4.5793e9
10	ETC	142	7.0422e3	1.8227e11
	STC	193865	5.1582	2.5677e13
	Hyb.C	121	8.2644e3	3.3201e10
15	ETC	178	8.4269e3	3.5322e11
	STC	287042	5.2257	7.9563e15
	Hyb.C	153	9.8033e3	7.8395e10
20	ETC	231	8.6580e3	5.3521e11
	STC	430241	4.6485	7.1231e18
	Hyb.C	182	1.0989e4	1.8022e11
50	ETC	325	15.3846e3	2.5666e12
	STC	503905	9.9225	6.9854e20
	Hyb.C	247	2.0243e3	4.9447e11

5. CONCLUSION

In this paper a hybrid controller for networked control systems with time-varying delay is provided. The suitability of ETC for transient mode and STC for steady mode is shown via simulation results. Results also show that the weak performance of ETC in steady mode and STC in transient mode can be covered using switching approach. The results can also be obtained using any other two stabilizing ETC and STC strategies. Less energy consumption due to using proper strategy in different interval is also another noticeable result of this paper.

REFERENCES

[1] J. P. Hespanha, P. Naghshtabrizi, Y. Xu, "A Survey of Recent Results in Networked Control Systems", *Proceedings of the IEEE*, Vol. 95, No. 1, 2007.

[2] K-Y. You, L-H. Xie, "Survey of Recent Progress in Networked Control Systems", *Acta Automatica Sinica*, Vol. 39, No. 2, 2013.

[3] Cancan, P. Chen, Z. Jin, P. Dacheng, "A Survey on Networked Control Systems Subject to Limited Network Resources", *The 26th Chinese Control and Decision Conference*, 2014.

[4] A. Bemporad, M. Heemels and M. V-Johansson, *Networked control systems*, Springer Science and business media, 2010.

[5] X-M. Zhang, Q-L. Han, X. Yu, "Survey on Recent Advances in Networked Control Systems", *IEEE Transactions on industrial informatics*, 2015.

[6] D. Zhang, P. Shi, Q-G. Wang, L. Yu, "Analysis and Synthesis of Networked Control Systems: A Survey of Recent Advances and Challenges", *ISA Transaction*, Vol. 66, 2017.

[7] X. Ge, F. Yang, Q-L. Han, "Distributed Networked Control Systems: A Brief Overview", *Information Sciences*, Vol. 380, 2017.

[8] D. Freirich, E. Fridman, "Decentralized Networked Control of Discrete-Time Systems with Local Networks", *International Journal of Robust and Nonlinear Control*, Vol.28, 2018.

[9] C. Yang, H. Fang, "Optimal Filter in Networked Control Systems with Multiple Random Delay and Packet Dropouts and Quantized Measurements", *36th Control Conference(CCC)*, china, 2017.

[10] H. Li, C. Wu, P. Shi, Y. Gao, "Control of Nonlinear Networked Systems with Packet Dropouts: Interval Type-2 Fuzzy Model-Based Approach", *IEEE Transactions on Cybernetics*, Vol. 45, 2015.

[11] J. Bai, R. Lu, H. Su, A. Xue, "Modeling and H_∞ Control of Wireless Networked Control System With Both Delay and Packet Losses", *Journal of the Franklin Institute*, Vol. 352, 2015.

[12] R. Yang, G-P. Liu, P. Shi, C. Thomas, M. V. Basin, "Predictive Output Feedback Control for Networked Control Systems", *IEEE Transactions on Industrial Electronics*, Vol. 61, 2014.

[13] L. Su, G. Chesi, "Robust Stability of Uncertain Linear Systems with Input and Output Quantization and Packet Loss", *Automatica*, Vol. 87, 2018.

[14] Y. Shi, B. Yu, "Output Feedback Stabilization of Networked Control Systems with Random Delays Modeled by Markov Chains", *IEEE Transactions on Automatica Control*, 2009.

[15] W. P. M. H. Heemels, A. R. Teel, N. V. d. Wouw, D. Netic, "Networked Control Systems with Communication Constraints: Tradeoffs Between Transmission Intervals, Delays and Performance", *IEEE Transactions on Automatica Control*, Vol. 55, 2010.

[16] Y. Shi, B. Yu, "Robust Mixed H_2/H_∞ Control of Networked Control Systems with Random Time Delays in Both Forward and Backward Communication Links", *Automatica*, Vol. 47, 2011.

[17] H. Zhang, Y. Shi, J. Wang, H. Chen, "A New Delay-Compensation Scheme for Networked Control Systems in Controller Area Networks", *IEEE Transactions on Industrial Electronics*, 2018.

[18] D. H. Shah, A. J. Mehta, "Fractional Delay Compensated Discrete-Time SMC for Networked Control System", *Digital Communications and Networks*, Vol. 3, 2017.

[19] L. Hetel, C. Fiter, H. Omran, A. Seuret, E. Fridman, J-P. Richard, S. I. Niculescu, "Recent Developments on the Stability of Systems with Aperiodic Sampling: An Overview", *Automatica*, Vol. 76, 2017.

- [20] A. K. Singh, R. Singh, B. C. Pal, “**Stability Analysis of Networked Control in Smart Grids**”, *IEEE Transactions on Smart Grid*, Vol. 6, 2015.
- [21] S. Dasgupta, K. Halder, S. Banerjee, A. Gupta, “**Stability of Networked Control Systems (NCS) with Discrete Time-driven PID Controllers**”, *Control Engineering Practice*, Vol. 42, 2015.
- [22] H. Li, C. Wu, X. Jing, L. Wu, “**Fuzzy Tracking Control for Nonlinear Networked systems**”, *IEEE Transactions on Cybernetics*, Vol. 47, 2017.
- [23] X-M. Zhang, Q-L. Han, B-L. Zhang, “**An Overview and Deep Investigation on Sampled-data-based event-triggered Control and Filtering for Networked Systems**”, *IEEE Transactions on industrial informatics*, Vol. 13, 2017.
- [24] H. Yan, S. Yan, H. Zhang, H. Shi , “**L2 Control Design of Event-triggered Networked Control Systems with Quantization**”, *Journal of the Franklin Institute*, Vol. 352, 2015.
- [25] H. Wang, P. Shi, C-C. Lim, Q. Xue, “**Event-Triggered Control for Networked Markovian Jump Systems**”, *International Journal of Robust and Nonlinear Control*, Vol. 25, 2015.
- [26] H. Zhang, D. Yue, X. Yin, J. Chen, “**Adaptive Model-Based Event-Triggered Control Of Networked Control Systems with External Disturbance**”, *IET Control Theory & Applications*, Vol. 10, 2016.
- [27] Q. Liu, Z. Wang, X. He, D. H. Zhou, “**A Survey of Event- Based Strategies on Control and Estimation**”, *Systems Science and Control Engineering*, Vol. 2, 2014.
- [28] J. Zhang, D. Zhao, W. X. Zheng, “**Output Feedback Control of Discrete-time Systems with Self-triggered Controllers**”, *International Journal of Robust and Nonlinear Control*, Vol. 25, 2015.
- [29] K. Hashimoto, S. Adachi, D. V. Dimarogonas, “**Self-triggered Nonlinear Model Predictive Control for Networked Control Systems**”, *American Control Conference*, 2015.
- [30] C. Peng, Q-L. Han, “**On Designing a Novel Self-Triggered Sampling Scheme for Networked Control Systems with Data Losses and Communication Delays**”, *IEEE Transactions on Industrial Electronics*, Vol. 63, 2016.
- [31] A. A. Yaseen, M. Bayart, “**Synthesis of Model-free Control for System with Time-varying Communication Delay**”, *IEEE International Conference on Industrial Technology*, 2018.
- [32] Z. Heng, P. Chen, A. Jin, A. Chu, “**Event-triggered Control in Networked Control Systems: A Survey**”, *IEEE Transactions on Control Systems Technology*, 2015.
- [33] S. Song, J. Liu, H. Wang, “**Adaptive Neural Network Control for Uncertain Switched Nonlinear Systems with Time Delays**”, *IEEE Access*, 2018.
- [34] D. Lehmann and J. Lunze, “**Event-based Output-Feedback Control**”, *19th IEEE Mediterranean Conference in Control & Automation*, pp. 982-987, 2011.
- [35] Q. Li, B. Shen, Z. Wang, T. Huang, J. Luo, “**Synchronization Control for a Class of Discrete Time-delay Complex Dynamical Networks: A Dynamic Event-Triggered Approach**”, *IEEE Transactions on Cybernetics*, 2018.
- [36] A. Cervin and T. Heningsson, “**Scheduling of Event-Triggered Controllers on a Shared Network**”, *47th IEEE Conference in Decision and Control*, pp. 3601-3606, IEEE, 2008.
- [37] E. Garcia and P. J. Antsaklis, “**Model-based Event-triggered Control for Systems with Quantization and Time-varying Network Delays**”, *IEEE Transactions on Automatic Control*, Vol. 58, No. 2, pp. 422-434, 2013.
- [38] X. Wang and M.D. Lemmon, “**Self-triggered Feedback Control Systems with Finite-Gain L2 Stability**”, *IEEE Transactions on Automatic Control*, 2009.