

## The Effect of Stacking of Narrow-Barred Spanish Mackerel (*Scomberoides commersonnianus*) on Protein Composition and Amino Acid Profile

Z. Hadizadeh<sup>a\*</sup>, N. Mooraki<sup>b</sup>, S. Moini<sup>c</sup>

<sup>a</sup> M. Sc of the Department of Fisheries Science, North Tehran Branch, Islamic Azad University, Tehran, Iran.

<sup>b</sup> Assistant Professor of the Department of Fisheries Science, North Tehran Branch, Islamic Azad University, Tehran, Iran.

<sup>c</sup> Associate Professor of the Department of Fisheries Science, North Tehran Branch, Islamic Azad University, Tehran, Iran.

Received 20 May 2013; Accepted 8 July 2013

**ABSTRACT:** Salt curing (Kencing) is a method used for preserving food products, including fish, that is believed to influence the quality and chemical composition of the final product. The present study is focused on the alteration of protein quality and amino acid profile of *Scomberoides commersonnianus* after stacking during 190 days of shelf life in ambient temperature. 112 assorted of specimens were collected from Ghesm Island, Hormozgan Province, North-West of the Persian Gulf and were transferred to the laboratory for processing. The samples were divided into six batches and cured with common salt. The samples were used for quality control at six intervals, including day 0 (before salt curing), 15, 30, 90, 150 and 190 (after salt curing); and TVN, crude protein, ash, moisture and salt contents were measured. Moreover, the amino acid profiles of the product were also being evaluated at three intervals including day 0 (before salt curing), 90 and 190 (after salt curing). The increment of crude protein, ash, salt, moisture and TVN contents were significant after 190 days of preservation ( $p < 0.05$ ). 18 amino acids were distinguished in the fresh sample, including 8 and 10 essential and non essential amino acids, respectively. The total amino acid content decreased significantly after 190 days curing with salt ( $p < 0.05$ ). The results indicated that the salt curing of *Scomberoides commersonnianus* could be a helpful method in preserving the product for just 90 days after processing, and the quality of the product was decreased significantly after 90 days of preservation.

**Keywords:** Amino Acid Profile, Approximate Analysis, Crude Protein, Fisheries Product, Salt Curing, *Scomberoides commersonnianus*, Total Volatile Nitrogen.

### Introduction

Salt curing is one of the old preserving methods used for increasing the shelf life of foods and food products, including fisheries' products through dehydration and decreasing the water activity of the product (Mujaffar and Sankat, 2005; Andres *et al.*, 2005; Rodrigues *et al.*, 2003). Curing fish products with salt was traditionally carried out in two general ways; pickling/brining and stacking (Boeri *et al.*, 1982). During salt curing liquid is released from the muscle, and salt begins

to be uptaken and this will continued until the osmotic pressure becomes equal between the tissue and the surrounding area (Moini, 1391). Many factors are expected to affect the quality of the products. These are distinguished by variation of raw materials, salting methods and the concentration of salt and the amount which is penetrated into the fish muscle. The amount of salt penetration is varied among the applied methods that results in producing safe products with different acceptable tastes (Espe *et al.*, 2004; Fuentes *et al.*, 2008; Mujaffar and Sankat, 2005). Salt curing has an influence on the

\*Corresponding Author: [zahrahadizadeh65@yahoo.com](mailto:zahrahadizadeh65@yahoo.com)

structural and mechanical properties of the fish muscle. The salt is diffused into the muscle, and the water and soluble proteins are extracted depending on the salt concentration. Some protein bonding are affected that resulted in denaturation of proteins (Thorarinsdottir *et al.*, 2004). All of these alterations not only affects the taste and the texture of the final product (Ismail and Wootton, 1992; Thorarins dottir *et al.*, 2004), but also affect the shelf life through inhibiting bacterial and enzymatic degradation procedures (Ismail and Wootton, 1982; Beraquet *et al.*, 1975, Del valle and Gonzales-Inigo, 1968). Salted products might be classified into two groups, the deeply and lightly salted products. The former need to be desalted before consumption and the value of water activity ( $a_w$ ) should be close to 0.75 since the liquid phase is saturated with NaCl. Cod and *Tasajo* (the traditional dry meat product popular in some Latin-American countries) are among the deeply salted products. To reach the optimum moisture content and  $a_w$ , products are equilibrated with dry salt or submitted to sun or air drying. The lightly salted products (ham, cheese, sausages, olives, pickles, etc) are directly consumed. These are also fermented or ripened to enhance the preservation process and promote particular characteristics (Chiralt *et al.*, 2001). The salt curing methods were used to preserve many species in fish industry, including Cod (Barat *et al.*, 2003), Horse mackerel (Mol *et al.*, 2010), Common carp (Mahmoud *et al.*, 2007), Anchovies (Siriskar *et al.*, 2011), Saradine (Bellagha *et al.*, 2007), Sea perch and Sea bream (Fuentes *et al.*, 2008).

The aim of this study was to evaluate the effect of stacking on chemical composition, alteration of crude protein content of muscle and amino acid profile of processed Narrow-

barred Spanish Mackerel during 190 days in ambient temperature.

## Materials and Methods

### - Sample preparation

Twelve Narrow-barred Spanish Mackerels (*Scomberoides commersonnianus*) were caught from Gheshm Island, Hormozgan province, North-West of the Persian Gulf by a fishing boat. Immediately, after gutting and filleting, the samples were divided into six batches. One batch was transferred to the laboratory for chemical analysis without salting. The other five batches were used for stack preservation. Split fish were piled into a plastic vat, containing common salt (1 cm). A layer of salt (0.5 cm) was added on the first layer of fish, and this was repeated until the height of one meter. The last layer of fish was covered with a thin layer of salt and kept at  $5 \pm 1^\circ\text{C}$ . After the first five days, the upper layers were replaced by the lower layers each three days to have salt penetration and water extraction (Moini, 1391). Approximate analyses were carried out in different intervals consisting of days 0, 15, 30, 90 and 190 after preservation.

### - Approximate analysis

Moisture content was determined by weight loss after drying the samples in an oven at  $105^\circ\text{C}$  (AOAC, 1990). Salt concentration was determined by volhard method (AOAC, 1990). The crude protein content of the fish muscle was determined using Kjeldahl apparatus (AOAC, 1990). The ash content was calculated through burning the organic matter in the muffle furnace at  $550^\circ\text{C}$  for 24 hours (AOAC, 1990). All the determinations were performed in triplicate order.

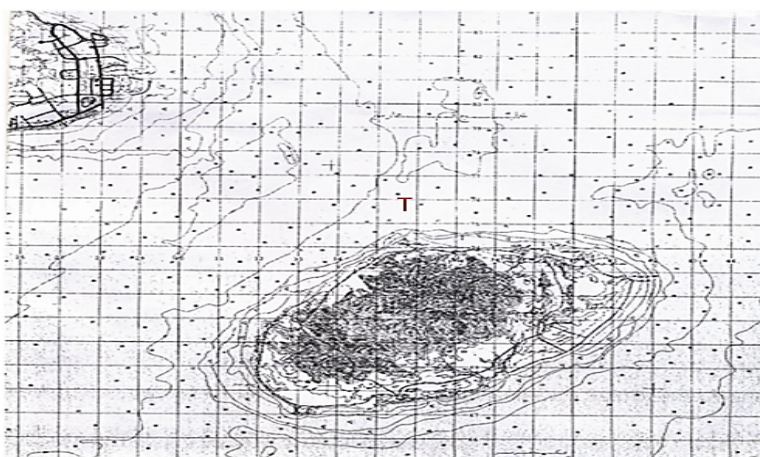


Fig. 1. The location of catching samples (T), Gheshm Island, Hormozgan province, North- West of the Persian Gulf

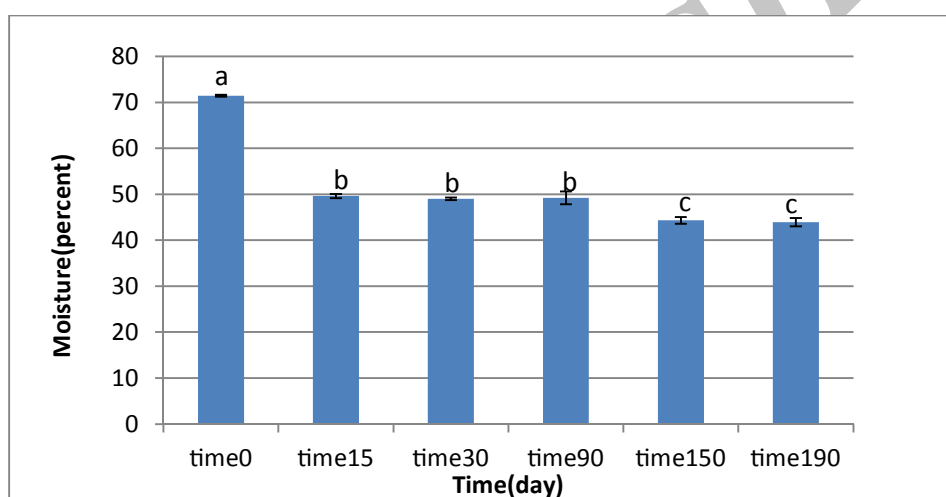


Fig. 2. Moisture content ( $\pm$ SE) of fresh and salted Narrow – barred Spanish Mackerel during 190-day storage at ambient temperature (Different superscripts have shown significant differences between the variables ( $p < 0.05$ ))

#### - Determination of amino acid profile

Amino acid contents of the samples were measured according to British pharmacopoeia-2011 for fresh and salted samples at days 90 and 190 after preservation. Samples were hydrolyzed at 110°C for 24 hours with HCl. The buffered solution of sodium citrate was added to the hydrolyzed sample and then the contents of amino acids were determined by application of Amino acid analyzer (HEWLETT 1100).

#### - Statistical analysis

The obtained data were analysed using Spss13. The data was subjected to one –

sample kolmogorov-smirnov test to determine the form of distribution. Ash, salt and moisture contents of the samples did not have a normal distribution and were subjected to kruskal- Walis test, and the remained data were subjected to One-way ANOVA to test the significance ( $p < 0.05$ ) of differences. For evaluating the differences between amino acid profiles through the storage time, T-Test was used.

#### Results and Discussion

The moisture content of the fresh fillet (without out salt curing) was  $71.44 \pm 0.19$  percent, that significantly has decreased to

43.9± 0.91 percent ( $p<0.05$ ) after salt curing and storage at the ambient temperature.

The salt concentration of the fresh fillet (without out salt curing) was 0.5 ±0.08 percent. This value has increased to 15.43±0.04 percent after preservation with common salt and storage at the ambient temperature.

The ash content of the sample composed of minerals was 2.17±0.2 percent. This value increased significantly to 12.6±0.1 percent due to curing with salt.

Crude protein content of fresh sample (without salt curing) was 20.07 ±0.85 percent and after preservation with salt the figure is increased that is due to the

reduction of moisture content after the sample was cured in salt and stored at ambient temperature for 190 days ( $p<0.05$ ).

The amino acid profile of the fresh sample (without out salt curing) and preserved product after 90 and 190 days, were examined respectively. In the fresh sample, 18 amino acids, including eight essential amino acids (EAA) and 10 non-essential amino acids (n-EAA) were detected. Glutamic acid was found in the highest concentration (5.9 mg/g wet fillet) and asparagine was at the lowest level among the detected amino acids (0.15 mg/g wet fillet).

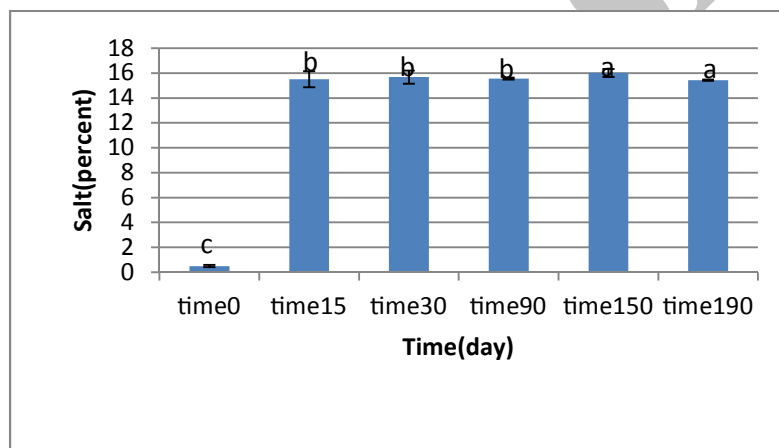


Fig. 3. Salt content (±SE) of fresh and salted Narrow – barred Spanish Mackerel during 190-day storage at ambient temperature (Different superscripts have shown significant differences between the variables ( $p<0.05$ ))

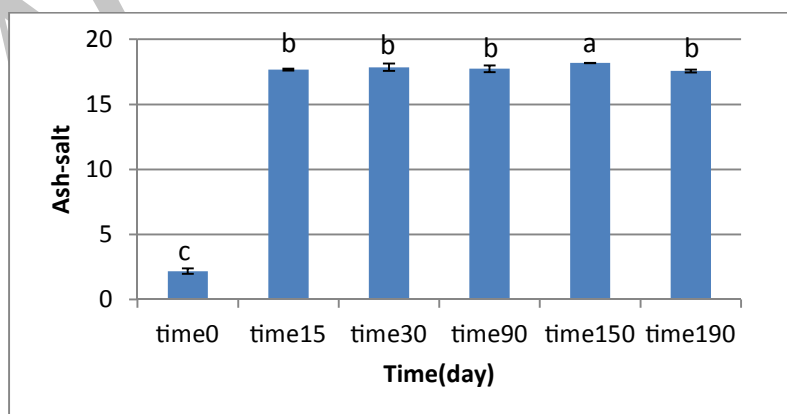


Fig. 4. Ash- salt content (±SE) of fresh and salted Narrow – barred Spanish Mackerel during 190-day storage at ambient temperature (Different superscripts have shown significant differences between the variables ( $p<0.05$ ))

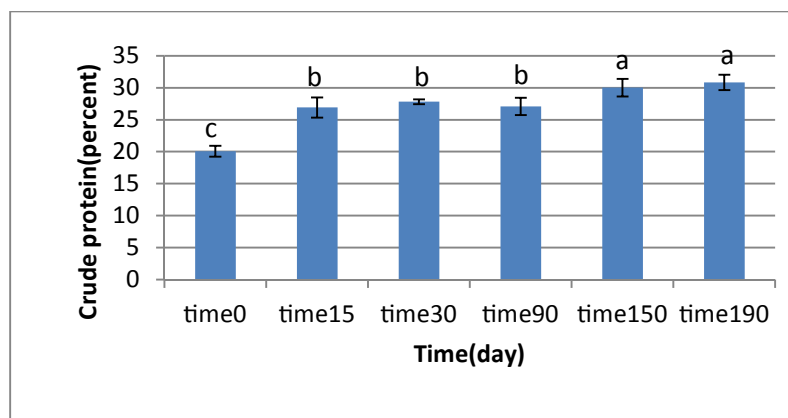


Fig. 5. Crude protein content ( $\pm$ SE) of fresh and salted Narrow – barred Spanish Mackerel during 190-day storage at ambient temperature (Different superscripts have shown significant differences between the variables ( $p < 0.05$ ))

Table 1. Amino acid profile of fresh and salt curing fillet of Narrow-barred Spanish Mackerel

Amino acids	Fresh sample (time 0) (mg/g)	After 90 days (mg/g)	After 190 days (mg/g)
Threonine	0.94	0.79	0.66
Valine	3.6	2.9	2.73
Phenylalanine	1.21	0.89	0.78
Isoleucine	1.73	1.39	1.2
Leucine	4.88	4.28	3.7
Lysine	5.8	5.74	5.65
Metionine	0.4	0.35	0.28
Tryptophan	0.28	0.27	-
<b>The total content of EAA*</b>	<b>18.84</b>	<b>16.61</b>	<b>15</b>
Aspartic acid	4.6	3.9	3.48
Glutamic acid	5.9	5.72	5.55
Asparagine	0.15	-	-
Serine	1.39	1.42	1.3
Glutamine+Histidine	0.42	0.38	0.37
Glycine	1.22	1.72	0.93
Alanine	2.05	2.1	2
Tyrosine	1.13	1.05	0.74
Arginine	0.94	0.79	0.66
<b>The total content of NEAA*</b>	<b>17.80</b>	<b>17.08</b>	<b>15.03</b>

\*EAA: Essential Amino Acid

\*NEAA: Non Essential Amino Acid

The essential amino acids lysine and leucine had the highest level with 5.80 and 4.88 mg/g in wet fillet respectively while tryptophan was at the lowest level (0.28 mg/g wet fillet) as compared to other EAAs. Among the non-essential amino acids glutamic acid and aspartic acid with 5.9 and 4.6 mg/g in wet fillet that constituted the highest concentrations respectively.

The total content of essential amino acids in the fresh sample of *Scombroides c.* was 18.84 mg/g in wet fillet, that decreased to 15.00 mg/g after salt curing and storing for 190 days at the ambient temperature. The total content of non-essential amino acids in fresh fillet was 17.80 mg/g, that decreased to 15.05 mg/g in wet fillet after preservation. Data analysis showed that aspartic acid, glutamine, arginine, glycine, alanine,



tyrosine, metionine, valine, phenylalanine, isolucine, lucine and lysine contents decreased significantly ( $p<0.05$ ) but these reductions were not significant for asparagine and tryptophan ( $p>0.05$ ).

TVN content of fresh fillet (without salt curing) was  $16.39\pm0.38$ mg/100g sample that, increased significantly ( $p<0.05$ ) to  $57.76\pm0.64$  mg/100g sample after stacking and storage at the ambient temperature.

Salt curing is one of the oldest techniques of food preservation such as meat, fish and plant products (Mulvihill and Fox, 1980; Delacroix-Buchet and Trossat, 1991). The salted fish products are being more acceptable in recent years throughout the world (Basti et al., 2006; Lakshmanan et al., 2002; Shimosaka et al., 1990; Turan et al., 2007; Vreites et al., 1997). The main object of preserving the food products by salting is to decrease the water activity in order to inhibits the microbial development and autolysis the enzyme activity (Ashie et al., 1996; Doe and Olley, 1990; Horner, 1997; Mujaffar and Sakant, 2005; Anderes et al., 2005; Rodringes et al., 2003). Salt curing also affects the organoleptic characteristics of the final product (Belitz and Crosch, 1988; Anderes et al., 2005). Fish species are preserved by salt curing, but this procedure is not usually applied for *Scombroides Commersoninus*.

Moisture might be considered as one of the most important factors regarding the

microbial growth and spoilage of food products. Moisture detection is regarded as a critical quality index used for quality control of fish products during storage time (Namulema et al., 1999; Ben-Gigirey et al., 1999). The main reason for reduction of spoilage procedure in salt curing products is the reduction of water activity due to salt penetration. The reduction of moisture affects the weight and solubility of proteins (Namulema et al., 1999); and causes the increase of rancidity activities, denaturation of proteins (Barat et al., 2003; Duerr and Dyer 1952; Ismail and Wootton 1982), and color alteration during the salt preservation the resulted in a decrease in quality of the final product (Ben-Gigirey et al., 1999). As mentioned earlier, the salt curing is effective in deduction of water activity, that is very important in inhibiting microbial growth and spoilage. The effective level of water activity for preserving fish product is equal to 0.75 or lower (Anderes et al., 2005; Doe and Olley, 1990). In the present study, the moisture content after salt curing and storage was decreased significantly. Similar results were also observed in salt and dry curing of *Trachurus* fillet (Mol et al., 2010) and *Sardine* fillet (Arkoudelos et al., 2003). Generally, the amount of moisture has an adverse relation with the salt content.

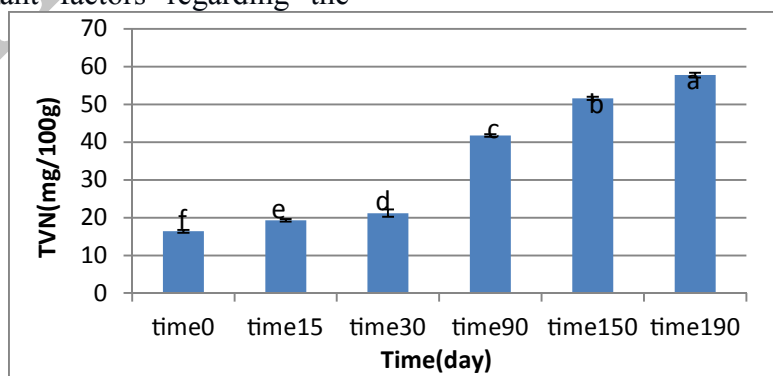


Fig. 6. TVN content ( $\pm$ SE) of fresh and salted Narrow – barred Spanish Mackerel during 190-day storage at ambient temperature (Different superscripts have shown significant differences between the variables ( $p<0.05$ ))

The increase in the salt concentration in old techniques of food preservation resulted in a decrease in water activity and also increase of organoleptic properties which the former has an adverse effect on blood pressure (Amerin *et al.*, 1965). In the present study the salt concentration increased after stacking and storage. Same results were observed in salt curing of *Stolephorus sp.* (siriskar *et al.*, 2011), *Dicentrarchus labrax* L. (Fuentes *et al.*, 2008), *Gadus morhua* (Andres *et al.*, 2005), *Trachurus mcullochii* (Berhimpon *et al.*, 1990), and *Trachurus trachurus* (Mol *et al.*, 2010), which is due to the salt penetration and reduction of the moisture content of tissue. Lin *et al.*, 2012 have shown that salt content in stacked fish products (14.1%) increased significantly as compared to the stacked mussel products (9.49%) and stacked shrimp products (8.43%), respectively. The results of the present study showed that the salt level was similar to the salt concentration in stacked fermented fish products in Japan (9.1-16.5%) (kada *et al.*, 2007), and higher as compared to fermented fish product containing rice (kada *et al.*, 2009). The relationship between the salt and water content is linear, and this is supported by the obtained results in the present study.

The ash content of salted cured products is increased from 2 to 2.5 percent based on the original weight of the product. This is similar to the increment of percent ash in the stacked *Stolephorus sp.* (siriskar *et al.*, 2011).

According to Mahmoud *et al.* (2007) short term salt curing of the common carp fillet (15 min) by the use of NaCl electrolyte solution did not affect the ash content of the product. As it is shown in the present study the ash content increased significantly in long term salt curing procedures, due to the salt absorption and loss of water content.

Crude protein content of *Scombroides c.* fillet after stacking and storing at the ambient temperature for 190 days, increased

significantly. The increment was also reported by Gudjonsdottir *et al.* 2011 in salt curing of the cod fillet. The rate of changes in crude protein content of the fillet is a function of salt concentration and the method of salt curing (Lawrie, 1998; Thorarinsdottir *et al.*, 2004; Lauritzsen *et al.*, 2004a; Duerr and Dyer, 1952). According to Hamm (1960) in lower concentration of salt,  $Cl^-$  - protein bonding occurred and resulted in muscle swelling, but at higher concentrations of salt, protein bonding of muscle was affected and resulted in structural changes and denaturation and thereby the water-holding capacity of muscle decreased and ultimately, the crude protein content increased in the final product. As it is mentioned earlier the methods of salt curing also affected the protein content of the final product. Some studies have shown that salt curing with brine increased the rate of salt penetration in muscle as compare to dry salting that resulted in promoting the rate of protein extraction. This could be observed in the stacking procedure of *Gadus morhua* by Ferraro *et al.* (2011), where the muscle proteins were found in the drain off.

The amino acid profile of a protein is an important factor in evaluation of the nutritional value of the food (Okland *et al.*, 2005). The presence of some amino acids are being a quality Index for introducing different species of fish as a valuable food source. On the other hand, some amino acids including tyrosine, arginine, and lysine are important factors in quality control of aquatic food products (Ruiz-Capillas and Moral, 2001). Some amino acids are responsible for organoleptic properties of fish products such as glutamic acid, aspartic acid, alanine, and glycine (Ruizcapillas and Moral, 2004). According to Oladapa *et al.* (1984), aspartic acid, glutamic acid and lysine are the most important amino acids in the aquatic food products (Oladapa *et al.*, 1984). Aspartic acid and glutamic acid have

an important role in enzyme active cores, and maintain the solubility properties of proteins (Sikorski *et al.*, 1990; Belitz *et al.*, 2001). Rosa and Nunes (2004) reported that arginine, lysine and lucine are the most important amino acids among the others and consequently, aquatic food products are good sources for obtaining qualitative proteins. Deficiency of lysine might results in retardation as it is important for glutamate synthesize, the most important neurotransmitter in central nervous system of mammalian (papes *et al.*, 2001).

In the present study, stacking and storing the product for 190 days at the ambient temperature, resulted in significant decrease of aspartic acid, glutamic acid, serine, glutamine, argenine, glycine, tyrosine, metionine, valine, phenylalanine, isolucine, lucine, and lysine. These reductions could be due to the salt penetration, water extraction and loss of soluble proteins. These results are also supported by Ferraro *et al.* (2011) findings since they have reported that during salt curing of cod, 10 amino acids (i.e. aspartic acid, glutamic acid, argenine, keratin, glycine, lysine, metionine, phenylalanine, tuarine and tryptophan) were found in the drain off. It should be mentioned that asparagine and tryptophon did not decrease significantly in the present study.

Usydus *et al.* (2009) reported that aspartic acid, and glutamic acid were the principal amino acids among the non-essential AAs and lysine, and lucine were the most abundant amino acids among the EAAs. The findings are in accordance with the results of the present study and also the findings of El and kavas (1996), kim and Lall (2000) and Wilson and Coway (1985) who studied on salmon, rainbow trout, and flat fish.

Iwasaki *et al.* (1985) studied the egg and fillet belonging to 13 aquatic species, and reported that the contents of essential amino acids exceed the non- essential amino acids. This is supported by the present study. The

ratio of EAA/non-EAA is an important Index in evaluating the nutritional value of food products. The values reported for *Otolites rubber* and *Rutilus frisi kutum* were 1.06 and 1.01 mg/g, respectively. In the present study, this Index was calculated as 1.05 mg/g.

TVN measurement is one of the important factor for determining the quality of aquatic food products (Olafsdottir *et al.*, 2000). In this measurement, volatile nitrogen compounds (i.e. trimethylamine, dimethylamine, and ammonia) that might result in spoilage of products were being studied (Huss, 1995). Microbial activities and enzymatic digestion are the main reasons of spoilage and alteration of the products. Proteolytic enzymes caused some decomposition of proteins and production of a significant amount of Votile Nitrogenous compounds and ammonia (Conell, 1995). In the present study, the amount of TVN was measured for the stacked product during the storage time that increased significantly during 190 days. Siriskar *et al.* (2011) has reported that TVN increased from 3.8mgN/100g to 27.1mgN/100g in stacked anchory during five-week storage. This increment could be due to microbial and enzymatic activities (Watanabe, 1982; Okazak, 1983).

According to Connel (1995) and Sernapesca (1996) the acceptable limits of TVN is 30-35mgN/100g. Low increment of TVN during the preliminary phase of storage could be due to amino acid and nucleotide degradation, while the termination increment is due to microbial degradation of trimethylanine oxide to trimethyl amine (Sallam *et al.*, 2006). In the present study, the final product after 190days of storage did not present a good-quality regarding the TVN increment and it might be stated that the product is spoiled over the storage time.

Lin *et al.* (2012) reported that TVN increment of stacked mussel (55.6 mgN/100g) was lower than stacked fish and



shrimp (99.0, 102 mg/100g) respectively. According to Sotelo and Rehbein (2000) crustaceans have a medium level of trimethylamine, and trimethylamineoxide as compared to the lower levels in edible mollusca, and Bivalvia.

## Conclusion

In the present study, salt curing of *scombroides commersianus* fillets and storing at the ambient temperature for 190 days resulted in spoilage and decreased the quality indices of the final product. It was concluded that the best shelf-time for consuming the final product preserved by stacking method is 90 days regarding the TVN level and the nutritional value.

## References

Amerine, M. A., Panborn, R. M. & Roessler, E. B. (1965). Principals of sensory evaluation of food. Academic Press, London, New York, pp 338–339.

Andres, A., Rodriguez-Barona, S., Barat, J. M. & Fito, P. (2005). Salted cod manufacturing: influence of salting procedure on process yield and product characteristics. Journal of Food Engineering 69, 467–471.

AOAC. (1990). Official methods of analyses of association of analytical chemist (15th ed). Washington, DC: AOAC.

Arkoudelos, J. S., Samaras, F. J. & Tassou, C. C. (2003). Survival of *Staphylococcus aureus* and *Salmonella* Enteritidis on salted sardines (*Sardina pilchardus*) during ripening. Journal of Food Protection 66 (8), 1479- 1481.

Ashie, I. N. A., Smith, J. P. & Simpson, B. K. (1996). Criterial Rev Food, Sci Nutr., (1/2): 87-121.

Ashie, N. A., Smith, J. P. & Simpson, B. K. (1996). Spoilage and shelf-life extension of fresh fish and shellfish. Critical Reviews in Food Science and Nutrition 36, 87–121.

Barat, J. M., Rodriguez-Barona, S., Andres, A. & Fito, P. (2003). Cod salting

manufacturing analysis. Food Research International, 36(5), 447–453.

Basti, A. A., Misaghi, A., Salehi, T. Z. & Kamkar, A. (2006). Bacterial pathogens in fresh, smoked and salted Iranian fish. Food Control 17, 183–188.

Belitz, H. D., Grosch, W. & Schieberle, P. (2001). Lehrbuch der Lebensmittelchemie, 5. Aufl. Springer, Berlin Heidelberg and New York.

Bellagha, S., Shli, A., Farhat, A., Kechaou, N. & Glenza, A. (2006). Studies on salting and drying of sardine (*Sardinella aurita*): Experimental kinetics and modeling. Journal of Food Engineering, 78, 952.

Ben-Gigirey, B., Desousa, j. M., Villa, T. G., and Barros-Velazquez J. 1999. Chemical changes and Visual appearance of albacore Tuna as related to frozen storage. J. Food Sci. 64, pp. 20-24.

Beraquet, J. N., Okada, M., Ferreira, V. L. & Menezes, H. C. (1975). Um processo rapido de salga e secagem de peixe. I. Aspectos de processamento e aceitabilidade. Coleta<sup>nea</sup> do Instituto de Tecnologia de Alimentos, 6, 37–49.

Berhimpon, S., Souness, R. A., Buckle, K. A. & Edwards, R. A. (1990). Salting and drying of yellowtail (*Trachurus mccullochi Nichols*). International Journal of Food Science and Technology 25, 409–419.

Boeri, R. L., Moschairs, S. M. & Lupin, H. M. (1982). Salting of hake (*Merluccius hubbsi*). A comparative study of pickle and kench salting. Revista de Agroquímica y Tecnología de Alimentos, 22, 139–145.

British Pharmacopoeia (BP), (2011). official methods of analysis, (100th).

Chiralt, A., Fito, P., Barat, J. M., Andre, S. A., Gonza lez-Martinez, C., Escriche, I. & Camacho, M. M. (2001). Use of vacuum impregnation in food salting process. Journal of Food Engineering, 49, 141–151.

Connell, J. J. (1995). Methods of assessing and selecting for quality. In: Control of Fish Quality. 4th edn. Oxford: Fishing News Books. 135-164

- Delacroix-Buchet, A. & Trossat, P. (1991). Proteolyse et texture des fromage a pate cuite pressee. I. Influence de l'activite de l'eau. Lait, 71, 299-311.
- Del Valle, F. R. & Gonzales-Inigo, J. L. (1968). Quick-salting Process for fish. 2. Evolution of the process. Food Technology, 22, 104-106.
- Doe, P. E. & Olley, J. (1990). Drying and dried fish products. In: Skorski, Z.E.(Ed.), Seafood:Resources Nutritional Composition and Preservation. CRC Press, Inc, USA. ISBN: 0-8493-5985-6, pp. 125-146.
- Duerr, J. D. & Dyer, W. J. (1952). Proteins in fish muscle. Denaturation by salt. Journal Fisheries Board Canada, 8, 325-331.
- El, S. N. & Kavas, S. N. (1996). Determination of protein quality of rainbow trout(*Salmo irideus*) by in vitro protein digestibility – corrected amino acid score(PDCAAS). Food Chemistry, 55(3), 221-223.
- Espe, M., Kiessling, A., Lunestad, B., Torrisen, O. J. & Rra, A. M. B. (2004). Quality of cold smoked collected in one French hypermarket during a period of 1 year. Lebensmittel-Wissenschaft und Technologie, 37, 627-638.
- Ferraro, V., Cruz, I. B., Jorge, R. F., Pintado, M. E. & Castro, P. M. L. (2011). Solvent extraction of sodium chloride from codfish (*Gadus morhua*) salting processing wastewater. Desalination, 281, 42-48.
- Fuentes, A., Barat, J. M., Fernandez-Segovia, I. & Serra, J. A. (2008). Study of sea bass (*Dicentrarchus labrax L.*) salting process: Kinetic and thermodynamic control, Food Control, 19, 757-763.
- Gudjonsdottir, M., Arason, S. & Rustad, T. (2011). The effects of pre-salting methods on water distribution and protein denaturation of dry salted and rehydrated cod – A low-field NMR study. *Journal of Food Engineering*, 104, 23-29.
- Hamm, R. (1960). Biochemistry of meat hydration. Advances in Food Research 10, 355-463.
- Horner, W. F. A. (1997). Preservation of fish by curing, drying, salting and smoking, In: Hall, G.M. (Ed.), Fish Processing Technology, 2nd edition. Blackie Academic and Professional, London, pp. 32-73.
- Huss, H. H. (1995). Quality and quality changes in fresh fish. F.A.O Fisheries Technical Paper No. 348, Food and Agriculture Organization (FAO) of the United Nations, Rome, Italy
- Ismail, N. & Wootton, M. (1982). Fish salting and drying: a review. ASEAN Food Journal, 7(4), 175-183.
- Ismail, N. & Wootton, M. (1992). Fish salting and drying: a review. ASEAN Food Journal 7 (4), 175-183.
- Iwasaki, M. & Harada, R. (1985). Proximate and amino acid composition of the roe and muscle of selected marine species. Journal of Food Science 50, 1585-1587.
- Kim, J. D. & Lall, S. P. (2000). Amino acid composition of whole body tissue of Atlantic halibut(*Hippoglossus hipoglossus*), yellowtail flounder(*Pleuronectes ferruginea*) and Japanease flounder(*Paralichthys olivaceus*). Aquaculture, 187, 367-373.
- Kuda, T., Mihara, T. & Yano, T. (2007). Detection of histamine and histamine-related bacteria in fish-nukazuke, a salted and fermented fish with rice-bran, by simple colourimetric microplate assay. Food Control, 18, 677-681.
- Kuda, T., Tanibe, R., Mori, M., Take, H., Michihata, T. & Yano, T. (2009). Microbial and chemical properties of aji-no-susu, a traditional fermented fish with rice product in the Noto Peninsula, Japan. Fisheries Science, 75, 1499-1506.
- Lakshmanan, R., Shakila, R. J. & Jeyasekaran, G. (2002). Changes in the halophilic amine forming bacterial flora during salt-drying of sardines (*Sardinella gibbosa*). Food Research International 35, 541-546.
- Lauritzsen, K., Akse, L., Gundersen, B. & Olsen, R. L. (2004a). Effects of calcium,

magnesium and pH during salt curing of cod(*Gadus morhua* L.). Journal of the Science of Food and Agriculture 84, 683–692.

Lawrie, R. A. (1998). The storage and preservation of meat II. Moisture control. In: Lawrie, R. A. (Ed.), Lawrie's Meat Science. Woodhead Publishing, Cambridge, UK, pp. 191–194.

Lin, C. S., Liu, F. L., Lee, Y. C., Hwang, C. C. & Tsai, Y. H. (2012). Histamine contents of salted seafood products in Taiwan and isolation of halotolerant histamine-forming bacteria. *Food Chemistry*, 131, 574–579.

Mahmoud, B. S. M., Kawai, Y., Yamazaki, K., Miyashita, K. & Suzuki, T. (2007). Effect of treatment with electrolyzed NaCl solutions and essential oil compounds on the proximate composition, amino acid and fatty acid composition of carp fillets. *Food Chemistry*, 101, 1492–1498.

Moini, S., Khoshkho, Zh. & Matin, R. (2012). The Iranian(*Acipenser persicus*) and Russian (*Acipenser gueldenstaedtii*) Sturgeon, Fatty acid changes during cold storage Global Veterinarir volume 8 (7) 717-720.

Mol, S., Cosansu, S., Alakavuk, D. U. & Ozturan, S. (2010). Survival of Salmonella Enteritidis during salting and drying of horse mackerel(*Trachurus trachurus*) fillets. *International Journal of Food Microbiology*, 139, 36-40.

Mujaffar, S. & Sankat, C. K. (2005). The air drying behaviour of shark fillets. *Canadian Biosystems Engineering*, 47, 3.11–3.21.

Mulvihill, D. M. & Fox, P. F. (1980). Proteolysis of  $\alpha_s$ -casein by chymosin in dilute NaCl solutions and in Cheddar cheese. *Irish Journal of food Science and Technology*, 4, 13-23.

Namulema, A., Muyonga, J. H. & Kaaya, A. N. (1999). Quality deterioration in frozen Nile perch (*Lates niloticus*) storage

at -13 °C and -27°C. *Food International* 32, pp.151-156.

Okazaki, T. (1983). Gizzerosine, A new toxic substance in fish meal, Causes sever gizzard erosion in chicks. *Agr. Biol. Chem.* 747-2949 pp.

Okland, H. M. W., Stoknes, I. S., Remme, J. F., Kjerstad, M. & Synnes, M. (2005). Proximate composition, fatty acid and lipid class composition of the muscle from deep-sea teleosts and elasmobranchs. *Comparative Biochemistry and Physiology Part B*, 140, 437–443.

Oladapa, A., Akın, M. A. S. & Olusegun, L. O. (1984). Quality changes of Nigerian traditionally processed freshwater fish species. II. Chemical composition. *J. Food Technol.* 19, 341–348.

Olafsdottir, G., Hognadottir, A., Martinsdottir, E. & Jonsdottir, H. (2000). Application of an electronic nose to predict total volatile base in capelin(*Mallotus villosus*) for fishmeal production *Journal of Agricultural and Food Chemistry*. 48, 2353-2359.

Papes, F., Surpili, J. S., Langone, F., Trigo, J. R. & Arruda, P. (2001). The essential amino acid lysine acts as precursor of glutamate in the mammalian central nervous system. *FEBS Letters*, 488, 34–38.

Razavi shirazi, H. (2002). Seafood technology, 1th edition, Naghshmehr publication, 292p.

Rezai, M. (2003). The effect of temperature and storage duration on Lipid changes of frozen Anchovy, PhD Thesis, Tarbiat modares University, 93 p.

Rodrigues, M. J., Ho, P., Lpez-Caballero, M. E., Vaz-Pires, P. & Nunes, M. L. (2003). Characterization and identification of microflora from soaked cod and respective salted raw materials. *Food Microbiology* 20, 471–481.

Rosa, R. & Nunes, M. L. (2004). Nutritional quality of red shrimp, *Aristeus antennatus*(Risso), pink shrimp, *Parapenaeus longirostris*(Lucas), and Norway lobster,

- Nephrops norvegicus(Linnaeus). J. Sci. Food Agric. 84, 89–94.
- Ruiz-Capillas, C. & Moral, A. (2001). Changes in free amino acids during chilled storage of hake (*Merluccius merluccius*, L.) in controlled atmospheres and their use as a quality control index. Eur. Food Res. Technol. 212, 302–307.
- Sallam, KH. I., Ahmed, A. M., Elgazzar, M. M. & Eldaly, E. A. (2006). Chemical quality and sensory attributes of marinated Pacific saury(*Cololabis saira*) during vacuum-packaged storage at 4°C. Food Chemistry, 102, 1061-1070.
- Sernapesca. (1996). Programa de certificaci-on de product final, Normat-echnica CER/NT/95.
- Shimosaka, C., Ishida, Y. & Shimomura, M. (1990). Effect of dry salting method and brine salting method on texture of salted dried horse mackerel. Journal of Home Economics of Japan 41, 1159–1167.
- Sikorski, Z. E., Kolakowska, A. & Pan, B. S. (1990). The nutritive composition of the major groups of marine food organisms. In: Resources Nutritional Composition and Preservation. Ed., SIKORSKI, 1990, CRC Press-Inc., Boca Raton, FL, pp. 30–52.
- Siriskar, D. A., Khedkar, G. D. & Lior, D. (2011). Production of salted and pressed anchovies(*stolephorus sp.*) and it's quality evaluation during storage. J Food Sci Technol. pp. 7.
- Sotelo, C. G. & Rehbein, H. (2000). TMAO-degrading enzymes. In N. F. Haard and B. K. Simpson(Eds.), Seafood enzymes (pp. 167–190). New York, NY: Marcel Dekker Inc.
- Thorarinsdottir, K. A., Arason, S., Bogason, S. B. & Kristbergsson, K. (2004). The effects of various salt concentrations during brine curing of cod (*Gadus morhua*). International Journal of Food Science and Technology 39, 79–89.
- Turan, H., Sönmez, G., Çelik, M.Y., Yalçın, M. & Kaya, Y. (2007). Effects of different salting process on the storage quality of Mediterranean mussel (*Mytilus galloprovincialis* L. 1819). Journal of Muscle Foods 18, 380–390.
- Usydus, Z., Szlinder-Richert, J. & Adamczyk, M. (2009). Protein quality and amino acid profiles of fish products available in Poland. Food Chemistry, 112, 139–145.
- Vieites, J. M., Delgado, M. L. & Leira, F. (1997). Monitoring the proteolytic activity in ripening anchovies (*Engraulis encrasicolus*). Italian Journal of Food Science 2, 127–132.
- Watanabe, T. (1982). Effect of histamine its derivative on Rainbow trout. Annual meeting of Japanese society of scientific fisheries, April, 1982 pp.
- Wilson, R. P. & Cowey, C. B. (1985). Amino acid composition of whole body tissue of rainbow trout and Atlantic salmon. Aquaculture, 48, 373–376.
- Yashoda, K. P. & Suryanarayana Rao, S. V. (1998). Studies on textural and histological changes in cured fish muscle. Journal of Food Science and Technology, 35(1), 21–24.