

Efficiency of domestic reverse osmosis (RO) in removal of trihalomethanes (THMs) from drinking water

¹S. Mazloomi, ¹R. Nabizadeh, ¹S. Nasser, ¹K. Naddafi, ¹S. Nazmara, ^{1,2*}A. H. Mahvi

¹School of Public Health and center for environmental researches, Tehran University of Medical Sciences, Tehran, Iran

²National Institute of Health Research, Ministry of Health, Tehran, Iran

Received 26 August 2009; revised 2 October 2009; accepted 27 October 2009

ABSTRACT

The reaction of disinfectants with natural organic materials (NOM) existing in water lead to the formation of Disinfection By-Products. Potentially hazardous and carcinogenic characteristics of THMs recognized. Thus removal of THMs or THMs precursor is necessary for human health the aim of this study was to research of efficiency of domestic reverse osmosis (RO) in removal of trihalomethanes (THMs) from drinking water. In this study was used pilot scale of RO system with Polyamide membrane as Spiral-Wound, Tape wrapping module. Feed solution was made by using of pure chloroform. The samples containing chloroform were analyzed using a gas chromatograph, which equipped with a flame ionization detector. By increasing the flow, the removal rate of chloroform decrease and with declining removal of EC, the removal of chloroform was declined too. In this research, at worst condition, the efficiency of the pilot scale reverse osmosis reached to 80 % removal of chloroform.

Keyword: Polyamide membrane, Reverse osmosis, Trihalomethanes, Precursor, Gas chromatograph

INTRODUCTION

The reaction of disinfectants with natural organic materials (NOM_s) existing in water lead to the formation of Disinfection By-Products (DBP_s). One of the most used disinfectants is chlorine, which reacts with NOMs and forms halogenated DBPs including trihalomethanes, haloacetic acids, haloacetonitriles, haloaldehydes, halo ketones, chlorophenols, chloropicrin (Stevens *et al.*, 2005; Zazouli *et al.*, 2007a; Christman *et al.*, 1983). Water samples with high dissolved organic matter (DOM) concentration have a higher chlorine demand compared to usual raw water and thus the formation of trihalomethanes take place (Lim *et al.*, 2006). For the first time in 1974, THMs were detected in water by U.S.EPA, Swiss and, Netherlands researcher (Samadi *et al.*, 2006).

Many factors interfere in formation of THMs including pH, temperature, contact time, concentration and properties of chlorine and NOMs, residual chlorine, and bromide concentration (Singer 1993; Singer 1994; Zazouli *et al.*, 2007b).

By increasing the pH and the contact time, formation of THMs increases too (Nikolaou *et al.*, 2004; Krasner *et al.*, 1989). When temperature increases, reactions take place much faster and consumption of chlorine increases, which lead to higher formation of DBPs (Williams 1997; Golfopoulou *et al.*, 1993; Golfopoulou *et al.*, 1994; LeBel *et al.*, 1995). Many of THMs can be produced due to reaction of chlorine with NOMs, but the major ingredients of THMs that are present in water are : Bromodichloromethane (CHBrCl₂), Bromoform (CHBr₃), Chloroform

*Corresponding author: ahmahvi@yahoo.com

Tel: +98 912 3211827, Fax: +98 21 88950188

(CHCl₃) and Dibromochloromethane (CHBr₂Cl) ((Golfinopoulos *et al.*, 1996). In 1979 for regulation of disinfection by-products, USEPA has set a Maximum Contaminant Level (MCL) for total THMs equal to 0.100 mgL⁻¹ as an annual average (Samadi *et al.*, 1996). According to Disinfectants/DBPs Stage 1 rule in 1994, USEPA

lowered the MCL for total THMs from 0.100 to 0.080 mgL⁻¹ (U.S. EPA, 1998a). In 1999, according to Industrial research and Iranian Standard Institute for physical and chemical quality of drinking water, a Maximum Contaminant Level of 200 µgL⁻¹ is set for CHCl₃ (IRSII 1997).

Table 1: Standards/Guidelines related to THMs (mg/l) in various zone of the World (Sadiq and Rodriguez,(2004)(15)

Compounds	WHO (1993)	USEPA (2001)	Health Canada (2001)	AUS-NZ (2001)	UK (2000)	IR.IRAN
CHCl ₃	0.200	0.000*	-	-	-	-
CHCl ₂ Br	0.060	0.060*	-	-	-	-
CHClBr ₂	0.100	0.000*	-	-	-	-
CHBr ₃	0.100	0.000*	-	-	-	-
TTHMs	(THM/WHO)≤1**	0.080	0.100	0.250	0.100	0.2***

*Maximum Contaminant Level Goals (MCLG)

**the sum of the ratios of the THM levels to the guideline values should not exceed 1.

***the sum of THMs described as CHCl₃

Potentially hazardous and carcinogenic characteristics of THMs are recognized) Bull and Robinson (1986). Therefore many studies have been done to remove the precursor of THMs or produced THMs from drinking water. One of the most important factors to control THMs formation is precursor removal including coagulation of THMs, (granular activated carbon adsorption, membrane filtration process, nanofilters with membranes having molecular weight cut-offs of 200-500 Daltons, Powder activated carbon adsorption and preozonation) Mesdaghinia *et al.*, 2005; Zazouli *et al.*, 2008; Sandrucci *et al.*, 1995; Premazzi *et al.*, 1997). Another method is alternative disinfectants including use of monochloramine, Ozone, Chlorine dioxide, Permanganate, UV light, Ozone and chlorine dioxide are prevalent alternative disinfectants in the United States and in Europe (Cowman and Singer, 1994; Blatchley *et al.*, 1996; Richardson *et al.*, 1996). Combinations of technologies can also prevent the formation of THMs (ozone-monochloramine, hydrogen peroxide-ozone, UV-ozone, UV-hydrogen peroxide) (Golfinopoulos *et al.*, 1996). Third approach for controlling of DBPs is DBP removal after production that can be removed with several methods such as: air stripping, membrane technology, Granular activated carbon (Premazzi *et al.*, 1997). Membrane technology is applicable in water treatment, advance wastewater treatment, and also in upgrading wastewater treatment plants

(Naghizadeh *et al.*, 2008).

Reverse osmosis (RO) similar to nanofiltration, microfiltration, and ultrafiltration is a pressure technology. For many purpose the use of RO for water treatment is very wide. This process for first time observed in 1748 by Jean Antoin Nollet. The materials used for most RO membrane are cellulose derivatives and polyamide derivatives. Many of them can remove 99% of dissolved material and have molecular weight cut-off in the range of 50 to 100 Dalton (Crittenden *et al.*, 2005). The membrane type and pore size are two important factor in rejection of contaminates. The EPA has recommended that RO is a best available technology (BAT) for removal of many of inorganic contaminants such as, antimony, arsenic, barium fluoride, nitrate, nitrite, and selenium as well as radionuclides, such as beta particle, and photon emitters, alpha emitters, and radium-226. Also RO can be effective in removal of large MW synthetic organics such as pesticides (Crittenden *et al.*, 2005). The aim of this study was to research the efficiency of domestic reverse osmosis (RO) in removal of trihalomethanes (THMs) from drinking water.

MATERIAL AND METHODS

In this research a pilot scale reverse osmosis set with spiral module was used. The RO material was Polyamide Spiral-Wound, Tape wrapping module made in Korea (model NO.RE2012-100) with Permeate Flow rate as gpd (L/day) equal 100

(397), Membrane Type : Thin-film Composite, Membrane Material : PA (Polyamide), Membrane Surface Charge : Negative, Element Configuration : Spiral-Wound, Tape wrapping, Salt rejection: 96% based on NaCl with 250ppm concentration and 60 psi, Dimension (inch) : Diameter; 2 and Length; 12. For feeding the synthetic solution, two diaphragm pumps, model WS o357674 with 125 psi maximum pressure and 1.6 lpm capacity were used, which applied intermittently. Quantity of feed water was controlled by a valve in end of membrane filter, by opening and closing of valve. When a single pump was used, the flow rate was 0.75 l/min, and when two pumps were used in penguin serial, the flow increased to 1.73 l/min. After set up of RO pilot, the effect of EC , chloroform concentration, and variation of flow were considered. THMs (chloroform) solutions

were prepared in three different concentration 100, 300, and 500 µg/l. preparation of these solutions conducted by diluting 99.94% pure chloroform and 1.481 densities into the water with three EC content (100, 500, 1000 µs/cm) , which include NaCl, MgCl₂, MgSO₄, and CaSO₄, to obtain the desired THMs and EC concentrations. After any run, the membrane clean with recirculation of deionized water with 25-30 °C temperature for 15 minute contain a diluted acid, then rinsed it with deionized water for 5 minute. The influent and effluent concentrations of chloroform solution were measured with GC. EC was determined by WTW model EC meter. The pH was adjusted between 6 and 8. pH was measured by pH meter model Metrohm herisau. Fig 1 shows the schematic of RO membrane.

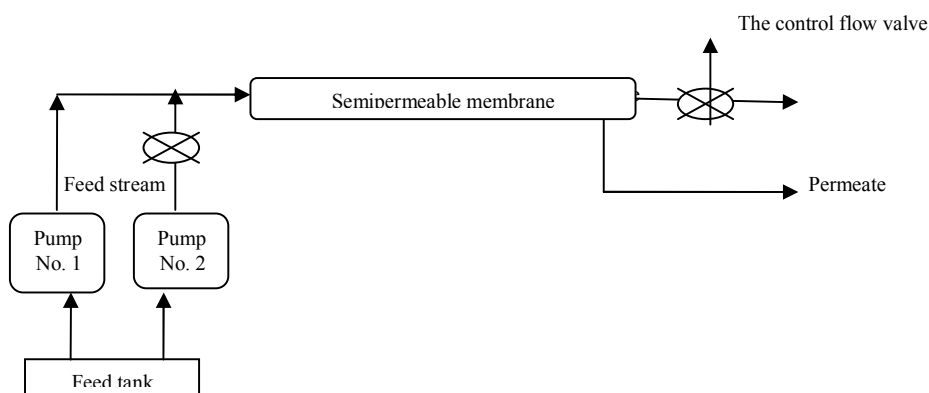


Fig. 1: Schematic of separation process through reverse osmosis membrane

Any RO system has two flows that include permeate and concentrate flow (rejected). In this RO pilot the quantities of these flows were equal to 60 and 40 %, respectively. Molecular weight cut-off is approximately 100 Daltons. After any shutt down of RO, for next operation, it must be cleaned. The RO membrane was cleaned using 4.5 L of diluted HCl solution. The cleaning solution was circulated through the membrane module for one hour. The units were then rinsed with deionized water for approximately 10 min. Then the filter was taken out from cartridge and dried in free air. For controlling the process, before any operation the diluted water was injected and a sample was taken.

The samples contain THMs (chloroform) were analyzed using a gas chromatograph (GC) model CP-3800 Australia VARIAN Company, Which equipped with a flame ionization detector (GC-FID with COMBIPAL HS auto sampler. The analysis was made using headspace technique. After preparation of solutions used of 10 ml headspace vials which was filled 5 ml of sample into it with a 5 ml sterile pipit. After equilibrating the samples in an oven at 70 °C for 5 minutes, 300 µl of the headspace was then injected into the GC (CP- SIL 8 CB column model, 30 m x 0.32 mm, 0.25 µm film thickness, VARIAN, Australia). The column program was 35 °C (hold time of 8 minutes), 9 °C/minutes to

100 °C (hold time of 8 minutes). The inlet was set at 100 °C, and temperature of FID was 280. The carrier gas was helium with 11 PSI pressure a rate of 35 ml/min, and nitrogen gas was supplied as makeup gas. The calibration standard curves were prepared by using of chloroform. The calibration standard curves were prepared in the range of 0 – 600 µg/L of chloroform in pure water.

RESULT

Findings are summarized in table 2 and fig 2 and 3. Table 2 and fig 2 show the results of transmitted samples from Ro set with variation of THMs, EC concentration and flow. Pay attention to numbers and type of samples, the whole results analyzed by use of statistical methods. According to these results, significant relation (P-value<0.05) exist between removal of chloroform concentration and EC concentration has in variety flow. Table

2 and fig 2 and 3 show that with increasing the flow, the removal rate of chloroform decreases. By decreasing EC, the removal of chloroform was decrease too. It can concluded that the removal rate of chloroform is related with EC concentration (P-value<0.05). By increasing the chloroform concentration from 100 µg/l to 500 µg/l, the removal rate was decrease (P-value<0.05). According to table number 2, maximum average removal of chloroform and EC was related to one pump condition at 100 µg/l and 100 µs/cm average primary concentration of chloroform and EC, which were equal to 85.67 and 90.46 %, respectively. Minimum average removal of chloroform and EC was related to two pump conditions at 500µg/l and 1000 µs/cm average primary concentration of chloroform and EC, respectively which were equal to 81.98 and 88.22 %, respectively.

Table 2: removal efficiency of chloroform and EC

Chloroform concentration (µg/l)	Removal efficiency of CHCl ₃ (two pump)%	Removal efficiency of CHCl ₃ (single pump)%	Removal efficiency of EC (two pump)%	Removal efficiency of EC (single pump)%
100	83.78	85.67	88.85	90.46
300	82.48	84.74	89.57	90.05
500	81.98	83.91	88.22	89.34

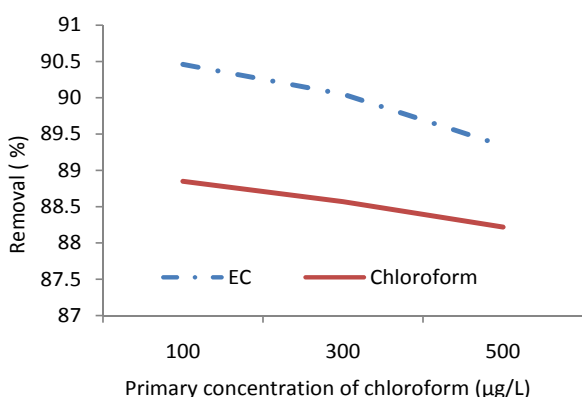


Fig. 2: removal efficiency of chloroform and EC at single pump condition (0.75 l/min)

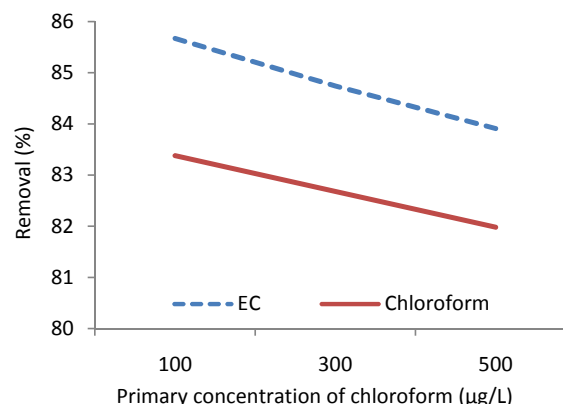


Fig. 3: removal efficiency of chloroform and EC at two pumps condition (1.73 l/min)

Results show that with increase in EC from 100 µs/cm to 1000 µs/cm, removal efficiency of chloroform decrease from 100 to 300 µg/l was. In this research it was found at worst condition in pilot scale of reverse osmosis, 80 % removal of chloroform is accessible.

DISCUSSION

According to the results, domestic reverse osmosis can be used as a process for removal of THMs at point of use (POU), which the rate of removal (efficiency of RO) of it need to many condition. Some of these conditions discussed

above but availability of electricity or water with high pressure and etc agents are necessary. p.c.mayankutty and *et al* indicated that the trihalomethanes concentration of the finished water as well as the chlorinated well water from the three sea water desalination plants in the Eastern Province of Saudi Arabia, which supplied the city of Riyadh and several other areas were significantly lower than the maximum contaminant levels set by WHO and various national organizations (Mayankutty *et al.*, 2005). Z. Pawlak and *et al* in 2005 founded that more than 98.5% reduction of arsenic by means of reverse osmosis systems in pilot study (Pawlak *et al.*, 2006).

It is also noted that Chungsyng Lu and *et.*, al in 2005 remarked that nanotubes can absorb trihalomethanes from water as well as they found that CHCl_3 , is the most preferentially adsorbed onto CNTs, followed CHBrCl_2 , CHBr_2Cl and then CHBr_3 (Chungsyng *et al.*, 2005).

REFERENCES

- Blatchley, R., Bastian, K.C., Duggirala, R. K., Alleman, J. E., Moore, M., Schuerch, P., (1996). Ultraviolet irradiation and chlorination/dechlorination for municipal wastewater disinfection, *Water Environ. Res.* **68** (2): 194–204.
- Bull, R. J., Robinson, M., (1986). Carcinogenic activity of haloacetonitrile and haloacetone derivatives in the mouse skin and lung, In: *Water chlorination: Chemistry, Environmental Impact and Health Effects*, Lewis Publishers, USA, **5**: 221-227.
- Christman, R. F., Norwood, D. L., Millington, D. S., Johnson, J. D., Stevens, A. A., (1983). Identity and yields of major halogenated products of aquatic fulvic acid chlorination, *Env. Sci. Tech.*, **17**:625-628.
- Chungsyng, L., Chung, Y.L., Chang, K. F., (2005). Adsorption of trihalomethanes from water with carbon nanotubes. *Water Research*, **39**: 1183–1189.
- Cowman, G. A., Singer, P. C., (1994). Effect of bromide ion on haloacetic acid speciation resulting from chlorination and chloramination of humic extracts, *Proc. Annu. Conf., American Water Works Assoc., Denver, Colo.*
- Crittenden, J.C., Trussell, R.R., Tchobanoglous, G., (2005). *Water Treatment: Principles and Design*. 2nded. John Willy&Sons, Inc; 1430-1500.
- Golfinopoulos, S. K., Kostopoulou, M. N., Lekkas, T. D., (1993). Detection of THMs in the Athens water supply, *Proceedings 3rd Conference on Environmental Science and Technology*, Molyvos, Lesvos, Greece **B** pp. 423.
- Golfinopoulos, S.K., Kostopoulou, M.N., Lekkas, T.D., (1994). Seasonal Variations in Trihalomethanes levels in the Water Supply System of Athens, In: *Proceedings of the 6th International Conference of Environmental Contamination*, 16-17, Delphi, Greece.
- Golfinopoulos, S.K., Kostopoulou, M.N., Lekkas, T.D., (1996). THM formation in the high-bromide water supply of Athens. *Journal of Environmental Science and Health, Part A- Environmental Science and Engineering*, **A31** (1): 67-81.
- Industrial research and standard institute of Iran (IRSII), (1997). *physical and chemical quality of drinking water*. Fifth edition. No 1053, Tehran .
- Krasner, S. W., McGuire, M. J., Jacangelo, J. J. et al., (1989). The occurrence of disinfection by-products in US drinking water. *J Am. Water Works Assoc.*, **81**(8): 41-53.
- LeBel, G. L., Benoit, F. M., Williams, D. T., (1997). A one-year survey of halogenated DBPs in the distribution system of treatment plants using three different disinfection processes, *Chemosphere*, **34**: 2301-2317.
- Lim, F.Y., Abdullah, M. P., Ata, S., Ishak, B., (2006). Dissolved organic matter and its impact on the chlorine demand of treated water. *The Malaysian Journal of Analytical Sciences*, **10** (2): 243-250.
- Mayankutty, P.C., Nomani, A. A., Thankachan, T. S., (2005). Estimation of trihalomethanes in chlorinated drinking water from sea water desalination desalination plants in Al-Jubail, Al-Khobar and Al-Khafji. Presented at WSTA Conference in Kuwait .
- Mesdaghinia, A.R., Rafiee, M. T., Vaezi, F., Mahvi, A.H., Torabian, A., Ghasri, A., (2005). Control of disinfection by products formation potential by enhanced coagulation., *International Journal of Environment Science and Technology* , **2** (4) : 335-342.
- Naghizadeh, A., Mahvi, A.H., Vaezi, F., Naddafi, K., (2008). Evaluation of hollow fiber membrane bioreactor efficiency for municipal wastewater treatment. *Iranian Journal of Environmental Health Science and Engineering*, **5** (4): 257-268.
- Nikolaou, A.D., Lekkas, T.D., Golfinopoulos, S.K., (2004). Kinetics of the formation and decomposition of chlorination by-products in surface waters, *Chem. Eng. J.*, **100**(1-3): 139-148.
- Pawlak, Z., Żak, S., Zabłocki, L., (2006). Removal of hazardous metals from groundwater by Reverse Osmosis. *Polish J. of Environ. Stud.* **15**(4): 579-583.
- Premazzi, G., Cardoso, C., Conio, O., Palumbo, F., Ziglio, G., Meucci, L., Borgioli, A., (1997): Standards and strategies in the European Union to control trihalomethanes in drinking water, Environment Institute, European Commission Joint Research Centre and Techware, Italy.
- Richardson, S. D., Thruston, A. D., Collette, T. W., Patterson, K. S., Lykins, B. W., Ireland, J. C., (1996), Identification of TiO_2/UV disinfection byproducts in drinking water, *Env. Sci. Tech.*, **30**: 3327-3334.
- Samadi, M.T., Naseri, S., Mesdaghinia, A.R., Alizadeh Fard, M.A., (2006). A Comparative Study on THMs Removal Efficiencies from Drinking Water through Nanofiltration and Air Stripping Packed-Column. *water and wastewater journal*, No 57.
- Sandrucci, P., Merlo, G., Meucci, L., (1995). PAC activity vs by-product precursors in water disinfection, *Water Research*, **29**: 2299-2308.
- Singer, P. C., (1993). Formation and characterization of

- disinfection by-products, Safety of water disinfection: balancing microbial risks, G. F., Craun ed., Int. Life Sciences Inst. Press, Washington, D. C., 201-219.
- Singer, P. C., (1994). Control of disinfection by-products in drinking water', *J. Env. Engineer.*, 120-727.
- Stevens, A. A., Slocum, C. J., Seeger, D. P., Robeck, G. G., (1976). Chlorination of organics in drinking water, *J. Am. Water Works Assoc.*, 68- 615.
- U.S. EPA (1998a). National Primary Drinking Water Regulations: Disinfectants and Disinfection By-Products Notice of Data Availability, Office of Ground Water and Drinking Water, http://www.epa.gov/OGWDW/m_dbp/dis.htm.
- Zazouli, M.A., Nasser, S., Mahvi, A.H., Mesdaghinia, A.R., Younesian, M., Gholami, M., (2007a). Determination of Hydrophobic and Hydrophilic Fractions of Natural Organic Matter in Raw Water of Jalalieh and Tehranspars Water Treatment Plants (Tehran). *Journal of Applied Sciences*. **7** (18): 2651-2655.
- Zazouli, M.A., Nasser, S., Mahvi, A.H., Mesdaghinia, A.R., Gholami, M., (2007b). Study of Natural Organic Matter Fractions in Water Sources of Tehran. *Pakistan Journal of Biological Sciences*, **10** (10):1718-1722.
- Zazouli, M.A., Nasser, S., Mahvi, A. H., Gholami, M., Mesdaghinia, A. R., Younesian, M., (2008). Retention of humic acid from water by nanofiltration membrane and influence of solution chemistry on membrane performance. *Iran. J. Environ. Health. Sci. Eng.*, **5**(1): 11-18.
- Williams, D. T., LeBel, G. L., Benoit, F. M., (1997). Disinfection by-products in Canadian drinking water, *Chemosphere*, **34**: 299-316.