

VULNERABILITY AND DAMAGE ANALYSIS OF EXISTING BUILDINGS

A. Golafshani*, A. Bakhshi and M. R. Tabeshpour
Civil Engineering Department, Sharif University of Technology, Tehran, Iran

ABSTRACT

The assessment of seismic performance of buildings under future earthquakes is becoming an important problem in earthquake engineering. Some important buildings are considerably old and therefore their strengths and ductilities are less than strength and ductility demands. Such buildings must be strengthened to resist future earthquakes. First the structural model is developed and then based on seismic hazard and seismic risk analysis or code quantities, the design (or control) parameters are determined. The next step consists of defining the damage indices. Then the nonlinear dynamic analysis is carried out. Finally based on numerical results one can determine the amount and how of strengthening. In this paper some damage indices are reviewed and then a formulation is presented for considering the importance of columns and lower stories failure. As an example, a ten story building in Tehran is analyzed.

Keywords: vulnerability, structural damage, nonlinear analysis, damage index, existing building

1. INTRODUCTION

In conventional design methods, the elements are usually determined on the basis of demand strength and then the limitations on the deflections are controlled for serviceability. However, the important point is that structural performance of the structure under earthquake motions is tightly associated with the level of structural damages. Seismic performance of some important structures located on the fault zones is a problem that engineers face in practice. Also there are many structures that have been designed and constructed prior to the adoption of reliable seismic codes. Seismic performance of this type of structures must be carried out precisely.

For assessing the actual performance of structures during earthquakes, a nonlinear dynamic analysis is required. Then the damage indices of building must be calculated, using appropriate damage models. Damage indices are numerical representation of damage state of the structures. These models are usually based on the maximum deformations, hysteretic

* E-mail address of the corresponding author: goafol@yahoo.com

energies and structural deteriorations. Damage indices are suitable tools for quantifying numerically the damage in structures sustained under earthquake loading. Many researchers have defined various damage indices. Damage indices may be defined locally for elements or globally for whole the structure.

Williams and Sexsmith [1] carried out an extensive review of defined damage indices for various types of structures. In addition, Golafshani et al. [2] provided assessment of vulnerability of an existing building based on seismic hazard analysis. Also the amount of strengthening in some elements has been proposed based on the equivalent energy idea. Bakhshi et al. [3] presented the complete procedure of the seismic assessment of existing buildings based on push-over and dynamic analyses. There was relatively good agreement between the results of both push-over and dynamic analyses for the case study. However for assessing the strength and ductility of various elements and for determining the difference between the existing and demand strengths, nonlinear dynamic analysis is required.

Some retrofitting techniques such as steel jacketing, fiber elements and base isolation were reviewed by Bakhshi et al. [4]. Also the effect of strengthening on the behavior of structures has been investigated. It was emphasized that an appropriate distribution of strength and ductility by retrofitting can substantially improve the seismic performance of the existing structures. Seismic vulnerability and damage analysis of special structures has been carried out successfully using IDARC program by Tabeshpour et al. [5-8]. The key idea of structural modeling of the special structures is to develop a simplified 2-D model using beam-column elements based on moment-curvature in some plane sections. Appropriate results have been achieved by nonlinear dynamic analysis of these simplified models.

Park-Ang damage index, considered in IDARC, is the most usual damage index for damage analysis of reinforced concrete structures. It can be calculated in the element, story and overall scales. An important point is that the damage indices of stories are calculated based on hysteretic energy weighting factors and therefore the structural importance of beams and columns is the same. Also overall damage index of building is calculated by summation of the story damage indices on the basis of hysteretic energy of each story. In this paper, a formulation is presented for considering the importance of columns and lower stories failure and the seismic performance of an existing building in Tehran is assessed.

2. DAMAGE INDEX

In order to retrofit decision, it is necessary to quantify the structural damage. Therefore many damage models have been developed. Damage index is a mathematical model for quantitative description of the damage state of the structures and in most cases it has a correlation with the actual damage in earthquakes.

There are various ways to categorize the damage indices. The simplest way is the correlation between damage indices and observed damage. For example, Park et. al. [9-10] classified the structural damage as follows:

- None
- Minor

- Moderate
- Severe
- Collapse

Similarly Bracci et al. (1989) defined the following categorization:

- Undamaged or minor damage
- Repairable
- Irrepairable
- Collapsed

The above classification can be used for retrofit decision making.

Many damage indices have been defined. According to state-of-the art of damage indices carried out by Williams and Sexsmith [1] and Ghobarah et al. [11], a relatively complete classification is given in appendix. In the following section a formulation is presented for considering the importance of columns and thus failure of lower stories. This approach can be considered for each local index. However Park-Ang damage model is considered in this paper. Therefore Park-Ang damage index is reviewed herein.

2.1 Park-Ang Damage Model

The most usual damage index is the Park-Ang model. It is defined as combination of maximum deformation and hysteretic energy:

$$DI = \frac{\delta_m}{\delta_u} + \frac{\beta}{\delta_u P_y} \int dE_h \quad (1)$$

in which δ_m is the maximum deformation of the element (nonlinear dynamic analysis), δ_u is the ultimate deformation (push-over analysis), β is a model constant parameter (0.1-0.15), $\int dE_h$ is the hysteretic energy absorbed by the element during the earthquake, P_y is the yield strength of the element.

Park-Ang damage model can be extended to the story and overall scales, by summation of damage indices as follows:

$$SDI_j = \sum_{k=1}^{m_j} \lambda_{kj} \cdot DI_{kj} \quad , \quad \lambda_{kj} = \frac{E_{kj}}{\sum_{i=1}^{m_j} E_{ij}} \quad (2)$$

in which SDI_j is the damage index of the j-th story, DI_{kj} is the damage index of the k-th element of the j-th story, E_{kj} is the hysteretic energy of the k-th element of the j-th story,

$E_j = \sum_{i=1}^{m_j} E_{ij}$ is the hysteretic energy of the j-th story, and m_j is number of the elements of the j-th story. Also the overall damage index is:

$$ODI = \sum_{i=1}^N \lambda_i (SDI_i) \quad , \quad \lambda_i = \frac{E_i}{\sum_{s=1}^N E_s} \quad (3)$$

where ODI is the overall damage index, $E_T = \sum_{s=1}^N E_s$ is the overall hysteretic energy, and N is number of the stories. Park-Ang damage indices for various damage states are shown in table (1).

Table 1. The relation between damage index and damage state

Degree of Damage	Physical Appearance	Damage Index	State of Building
Slight	Sporadic occurrence of cracking	< 0.1	No Damage
Minor	Minor cracks; partial crushing of concrete in columns	0.1-0.25	Minor Damage
Moderate	Extensive large cracks; spalling of concrete in weaker elements	0.25-0.4	Repairable
Severe	Extensive crushing of concrete; disclosure of buckled reinforcement	0.4-1.0	Beyond Repair
Collapse	Partial or total collapse of building	>1.0	Loss of Building

More recently, Ang et al. [12] suggested using a value of *Damage Index*= 0.8 to represent collapse. An important point in IDARC is that the overall and story Park-Ang damage indices are calculated based on the hysteretic energy dissipated in members and the effect of more important members and stories is not considered. Here a method is presented that indicates how to consider this effect.

2.2 Park- Ang Damage Index Based on Importance of Elements and Stories

The fundamental philosophy of seismic design is based on weak beam and strong column. This approach must be followed in the structural strengthening or retrofiting. In IDARC, the overall and story damage indices are calculated based on elements hysteretic energies and therefore the importance of columns is not considered. Also lower stories are more important than upper stories. Here a formulation is presented that considers these problems.

The method is based on Park-Ang model.

First the damage indices for all elements are calculated. Defining α_j^c and α_j^b as weighting factors for columns and beams of the j -th story respectively, the new damage index for the j -th story is:

$$SDI_j = \alpha_j^c DI_j^c + \alpha_j^b DI_j^b \quad (4)$$

in which DI_j^c and DI_j^b are columns and beams damage indices of the j -th story respectively:

$$\lambda_{kj}^c = \frac{E_{kj}^c}{\sum_{i=1}^{n_j^c} E_{ij}^c}, \quad DI_j^c = \sum_{k=1}^{n_{cj}} \lambda_{kj}^c DI_{kj}^c \quad (5)$$

$$\lambda_{kj}^b = \frac{E_{kj}^b}{\sum_{i=1}^{n_j^b} E_{ij}^b}, \quad DI_j^b = \sum_{k=1}^{n_{cj}} \lambda_{kj}^b DI_{kj}^b \quad (6)$$

where DI_{kj}^c and DI_{kj}^b are the damage indices of k -th column and beam of the j -th story, E_{kj}^c and E_{kj}^b are column and beam hysteretic energies respectively, n_j^c and n_j^b are the number of columns and beams in the j -th story and $E_j^c = \sum_{i=1}^{n_j^c} E_{ij}^c$ and $E_j^b = \sum_{i=1}^{n_j^b} E_{ij}^b$ are the hysteretic energy of columns and beams in the i -th story. Like previous the overall damage index is defined as:

$$ODI_{new} = \frac{\sum_{i=1}^N (\alpha_i^c \lambda_i^c DI_i^c + \alpha_i^b \lambda_i^b DI_i^b)}{\sum_{k=1}^N (\alpha_k^c + \alpha_k^b)} \quad (7)$$

where

$$\lambda_i^c = \frac{E_i^c}{\sum_{k=1}^N E_k^c}, \quad \lambda_i^b = \frac{E_i^b}{\sum_{k=1}^N E_k^b} \quad (8)$$

Now to use of the results of Park-Ang damage index model, α_j^c and α_j^b are such calibrated that the overall damage index in two states (uniform importance and element

importance) be the same. For this purpose these factors are multiplied by $\frac{ODI}{ODI_{new}}$.

For the seismic vulnerability assessment of existing buildings and determining the strategy of strengthening one can use the story damage index. If story damage index is calculated based on element importance (weak beam- strong column) then the philosophy of strengthening and design will be the same.

3. A CASE STUDY

As an example an existing building is selected. The building is a ten-story reinforced concrete frame structure. A typical floor plan and two dimensional frame of each direction are shown in Figure 1. The one-way slab is supported by five frames in the N-S direction. There are four and five similar frames in E-W and N-S directions respectively.

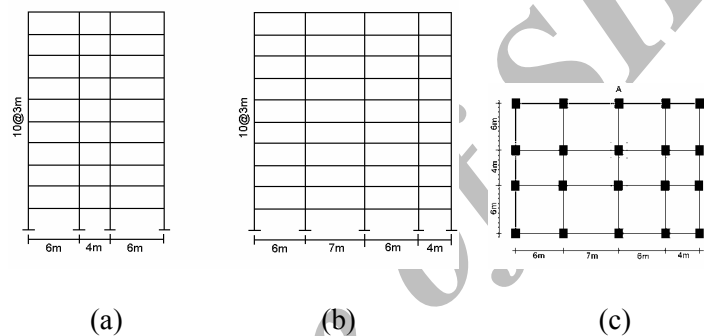


Figure 1. Modeling of frames (a , b), and typical plan (c)

Although the frame system is able to carry gravity loads and has some capacity to resist earthquakes, but its resistance is not sufficient. At first it must be determined the frame that govern the capacity of the building. For this purpose the nonlinear seismic analysis and damage evaluation of both frames A and B must be carried out. Damage analyses of the frames, performed using the IDARC computer program, show that the N-S frames are critical. Therefore frame A is selected as a basis for damage analysis and determining the strengthening strategies.

The inelastic behavior of reinforced concrete elements (stiffness degrading, strength deterioration, and pinching) is considered. In this study the inelastic behavior of concrete elements is determined by using tri-linear skeleton curve and three model parameters. The uncertainties in the structural parameters such as concrete compressive strength, concrete Young's modulus, steel yielding strength and viscous damping ratio must be considered. The viscous damping ratio is assumed to be uniformly distributed and other parameters are modeled by a normal distribution. Five sets of structural parameters are selected randomly within two standard derivations around the mean value. Also three acceleration time histories are selected. Each set of structural parameters is combined with all of the time

histories and therefore fifteen samples of the structure- earthquake are established. For each sample, levels of PGA between 0.1 g and 0.7 g are considered.

The seismic hazard analysis shows that the appropriate PGA is equal to 0.4 g. For example using Tabas earthquake time history and considering the appropriate PGA, the nonlinear seismic responses of the building are presented.

Displacement response of each floor is shown in Figure 2. It is clear that the 3rd and 5th stories are more critical than the 1st and 2nd stories. The displacements of the five lower stories are out of the desired limit.

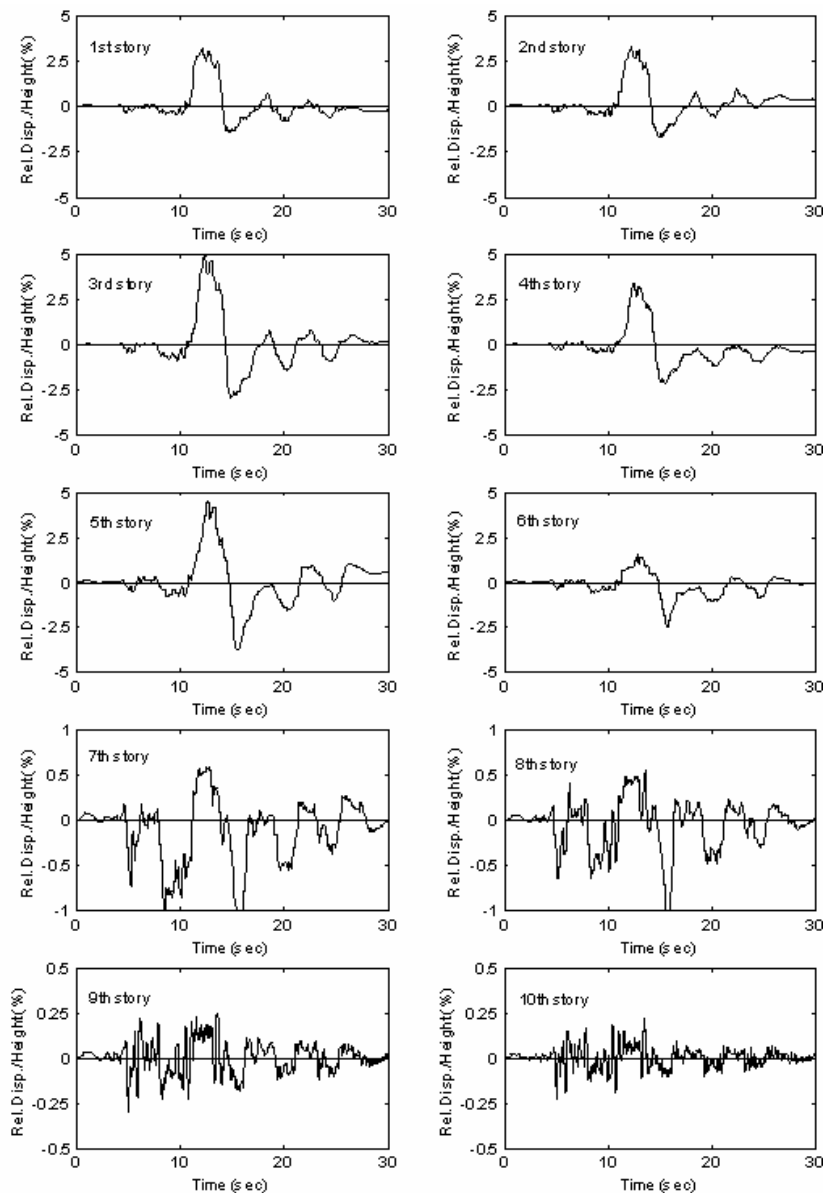


Figure 2. Normalized relative displacement of stories

The hysteretic behavior of the stories is shown in Figure 3. The base shear is about 5.5% of the total weight of the building. Demand ductility in the 3rd floor is very high as same as 5th floor. The responses of upper stories are in the desired limit.

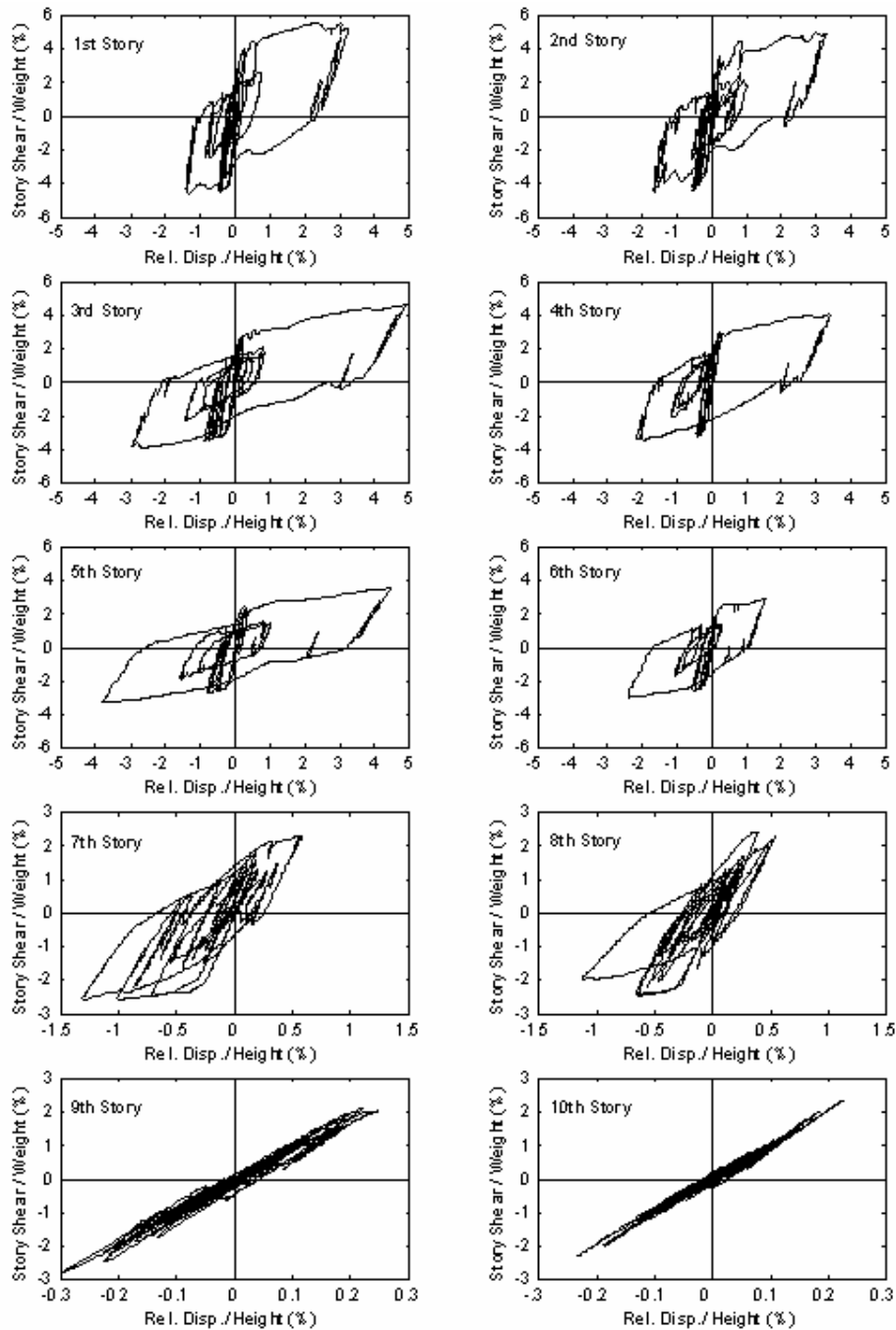


Figure 3. Hysteretic behavior of stories

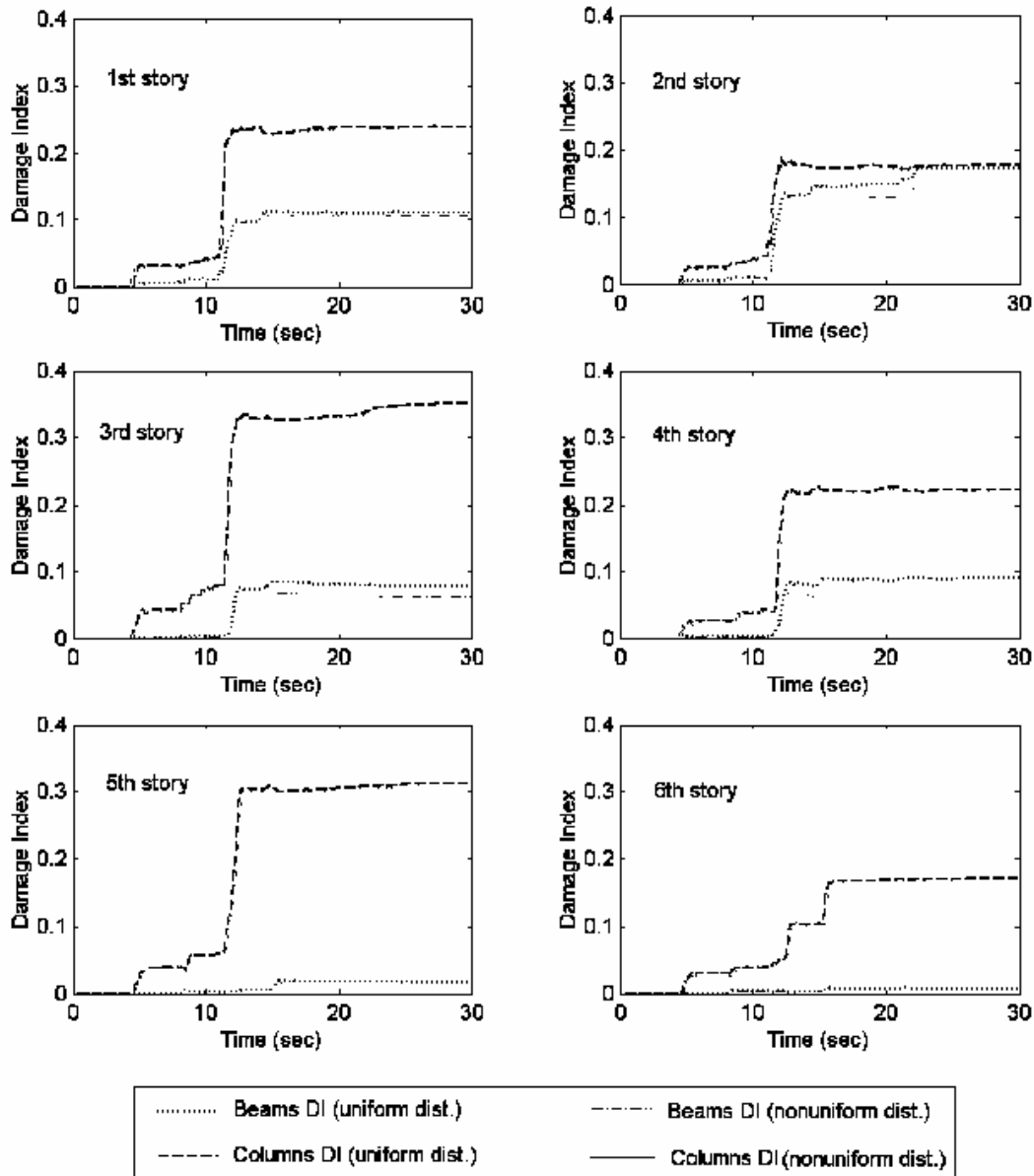


Figure 4. Damage history of stories for two distributions of element importance

Figure 4 shows the damage indices of beams and columns for all stories. It is seen that the nonuniform importance for structural elements causes the damage indices to change compared to the uniform distribution based on hysteretic energy.

The damage index of the columns of the 1st story comes near the damage index of the columns of the 3rd story. Such variations in the damage indices impel the strengthening strategies to the strong column-weak beam idea. For example in the 2nd story the damage indices of columns and beams are equal for the uniform distribution. But in the state of the non-uniform distribution, the damage indices of columns and beams differ 22%. The

damage indices of the all columns and all beams are shown in Figure 5.

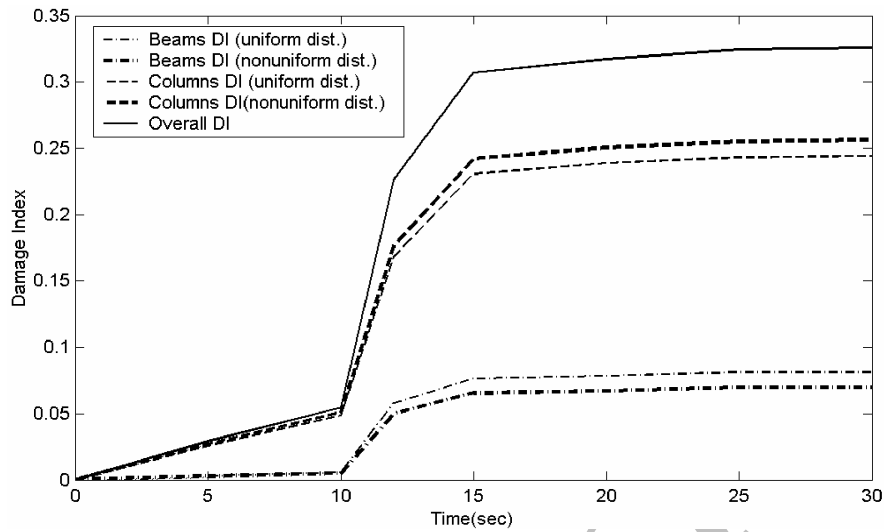


Figure 5. The history of the overall, beams and columns damage indices

Table 2. Damage indices of elem

PGA (g)	1 st story		2 nd story		3 rd story		4 th story		5 th story	
	Beam	column	Beam	column	Beam	column	Beam	column	Beam	column
0.1	0.004	0.019	0.006	0.021	0.003	0.034	0.003	0.028	0.000	0.052
0.2	0.025	0.050	0.028	0.052	0.008	0.176	0.010	0.070	0.001	0.085
0.3	0.070	0.137	0.085	0.110	0.038	0.242	0.056	0.147	0.006	0.226
0.4	0.111	0.238	0.173	0.178	0.078	0.351	0.090	0.223	0.016	0.313
0.5	0.208	0.318	0.193	0.211	0.127	0.387	0.147	0.285	0.030	0.385
0.6	0.325	0.39	0.334	0.245	0.131	0.448	0.148	0.313	0.041	0.432
0.65	0.216	0.549	0.390	0.435	0.060	4.72	0.112	0.341	0.023	0.401
0.7	0.338	8.09	0.359	0.378	0.052	0.555	0.095	0.265	0.020	0.346
0.1	0.001	0.34	0.001	0.034	0.001	0.016	0.012	0.000	0.000	0.000
0.2	0.003	0.028	0.002	0.102	0.001	0.026	0.001	0.000	0.005	0.000
0.3	0.002	0.079	0.014	0.057	0.000	0.036	0.013	0.000	0.006	0.000
0.4	0.007	0.172	0.019	0.053	0.002	0.052	0.009	0.002	0.006	0.000
0.5	0.009	0.21	0.013	0.66	0.003	0.058	0.19	0.001	0.001	0.006
0.6	0.009	0.233	0.010	0.078	0.002	0.049	0.001	0.002	0.002	0.005
0.65	0.005	0.209	0.007	0.078	-0.002	0.049	0.012	0.001	0.001	0.005

0.7 0.008 0.172 0.007 0.081 0.002 0.050 0.010 0.001 0.001 0.005

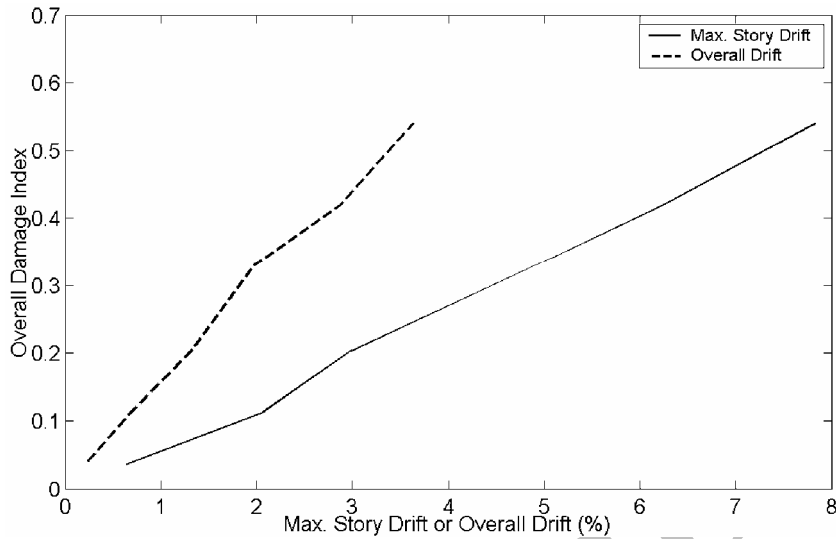


Figure 6. Maximum story drift and overall drift vs. overall damage index

Optimum distribution of strength and stiffness is an important point in the structural design. A nearly uniform distribution for inter-story drifts is helpful to achieve this goal. But in practice, constructional limitations violate this idea. Therefore there is a considerable difference between the maximum inter-story drift and overall drift. For example the related maximum inter-story drift and overall drift to ODI=0.4 are 6% and 2.7% respectively, Figure 6. The difference represents the amount of deformation concentration. By using this approach one can find the soft story (s). Determining the soft story(s) is important to decide for strengthening. It is clear that the peak ground acceleration (PGA) affects the overall damage of the building.

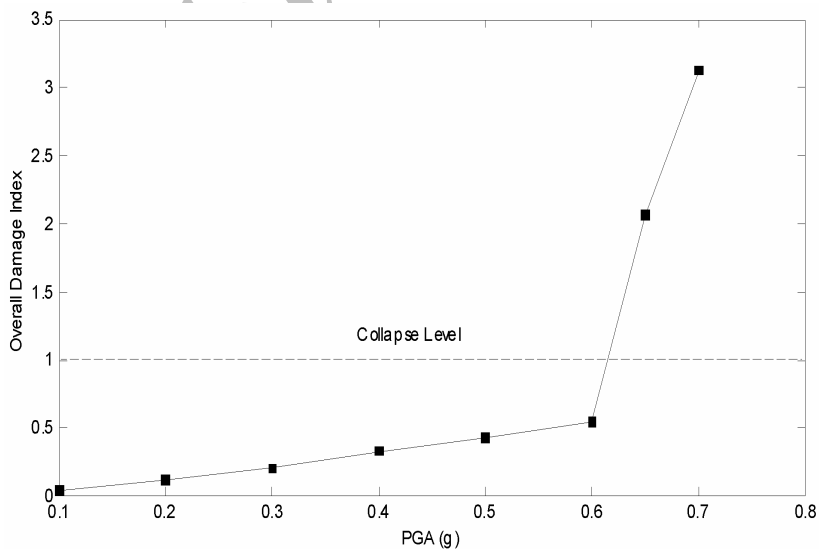


Figure 7. The effect of PGA on the overall damage index

Figure 7 shows the effect of PGA on the overall damage index. The related PGA to the structural collapse is equal to 0.62 g for Tabas earthquake time history. More detailed results of damage are shown in Figure 8. The curve representing story damage indices versus PGA is very helpful for determining the weak stories. It is seen that for PGAs equal to 0.4 g and 0.6 g the weakest stories are the 3rd and the 1st respectively. It means that the statistic study must be carried out and the mean values of damage indices be selected.

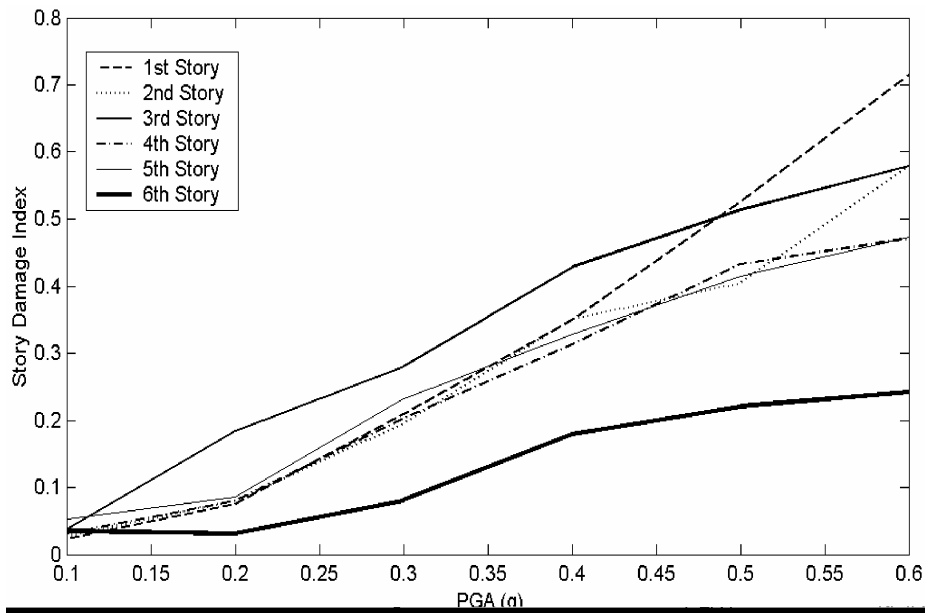


Figure 8. The effect of PGA on the story damage indices

REFERENCES

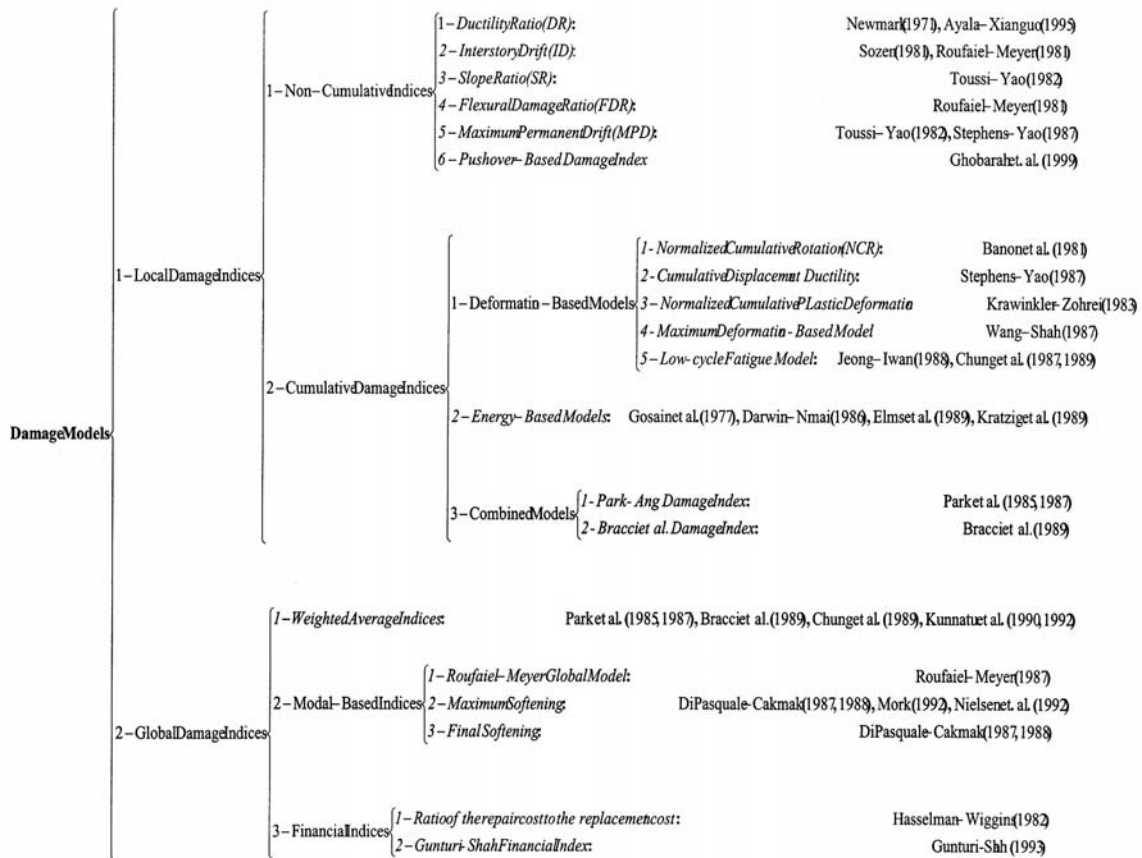
1. Williams M. S. and R. G. Sexsmith, "Seismic damage indices for concrete structures: A state-of-the art review", *Earthquake Spectra*, No. 2, **11**(1995) 391-349.
2. Golafshani, A. A., Tabeshpour, M. R., and Bakhshi, A., "Vulnerability retrofitting of existing buildings", *4th international conference on seismology and earthquake engineering, IISEE*, Tehran, Iran (in Persian), 2003.
3. Bakhshi, A., Golafshani, A. A., and Tabeshpour, M. R., "Seismic assesment of existing buildings", *6th international conference on civil engineering*, Isfahan, Iran (in Persian), 2003.
4. Bakhshi, A., Tabeshpour, M. R., and Bahar A., "Retrofitting of existing buildings", *6th international conference on civil engineering*, Isfahan, Iran (in Persian), 2003.
5. Tabeshpour, M. R., Bakhshi, A., and Golafshani, A. A., "Seismic vulnerability of Milad TV tower", *4th international conference on seismology and earthquake engineering*,

- IISSE*, Tehran, Iran (in Persian), 2003.
6. Tabeshpour, M. R., Golafshani, A. A., Bakhshi, A., and Moayed-Alaei A., "Damage analysis and seismic assessment of structures", submitted for publication, (in Persian), 2003.
 7. Tabeshpour, M. R., Golafshani, A. A., Bakhshi, A., and Moayed-Alaei A., "Seismic vulnerability of existing structures: Toos power plant stack", *submitted for publication*, (in Persian), 2003.
 8. Tabeshpour, M. R., Bakhshi, A., and Golafshani, A. A., "Seismic vulnerability, performance and damage analysis of special structures", *13th World Conference on Earthquake Engineering*, Canada, 2004.
 9. Park, Y-J., and Ang, A.H-S., "Mechanistic seismic damage model for reinforced concrete", *Journal of Structural Engineering, ASCE*, No. ST4, **111**(1985)722-739.
 10. Park, Y-J., and Ang, A.H-S., " Seismic damage analysis of RC buildings", *Journal of Structural Engineering, ASCE*, No. ST4, **111**(1985)740-757.
 11. Ghobarah, H., Abou-Elfath, and Biddah, A., "Response-based damage assessment of structures", *Earthquake Engng. Struct. Dyn.*, **28**(1999) pp. 79-104.
 12. Ang, A. H-S., Kim, W. J., and Kim, S. B., "Damage estimation of existing bridge structures", *Structural Engineering in Natural Hazards Mitigation: Proc. ASCE Structures Congress*, Irvine CA, **2**(1993) pp. 1137-1142.
 13. Newmark, N. M., and E. Rosenblueth, *Fundamentals of Earthquake Engineering*, Prentice-Hall, Englewood Cliffs, NJ, 1971.
 14. Ayala, G., and Xianguo, Y., "Analytical evaluation of the structural seismic damage of reinforced concrete frames", *7th Canadian Conf. On Earthquake Engineering*, Montreal, Canada, 1995, pp. 389-396.
 15. Sozen, M. A. "Review of Earthquake response of reinforced concrete buildings with a view to drift control", *State-of-the-Art in Earthquake Engineering*, Turkish National Committee on Earthquake Engineering Istanbul, Turkey, 1981, pp. 383-418.
 16. Roufaiel, M. S. L., and Meyer, C., "Analysis of damaged concrete frames buildings", *Technical Report No. NFS-CEE-81-21359-1*, Columbia University, New York, NY, 1981.
 17. Toussi, S., and J. T. P. Yao, "Hysteresis identification of existing structures", *J. Engng. Mech. ASCE*, No. 5, **109**(1983)1189-1203.
 18. Stephens, J. E., and Yao, J. T. P., "Damage assessment using response measurements", *J. Struct. Engng. ASCE*, No. 4, **113**(1987)787-801.
 19. H. Banon, Biggs J. M., and Irvine H. M., "Seismic damage in reinforced concrete frames", *J. Structural Engng., ASCE*, No. 9, **107**(1981)1713-1729.
 20. Krawinkler, H., and Zohrei, M., "Cumulative damage in steel structures subjected to earthquake ground motion", *Journal of Computers and Structures*, Nos. 1-4, **16**(1983) 531-541.
 21. Wang, A., and Shah, S. P., "Reinforced concrete hysteresis model based on the damage concept", *Earthquake Engineering and Structural Dynamics*, **15**(1987)993-1003.
 22. Jeong G. D., and Iwan W. D., "Effect of earthquake duration on the damage of structures", *Earthquake Engng. Struct. dyn.*, No. 8, **16**(1988) pp. 1201-1211.
 23. Chung, Y. S., Meyer, C., and Shinozuka, M., "Seismic assessment of reinforced

- concrete members", NCEER-87-0022, National Center for Earthquake Engineering Research, State University of New York at Buffalo, 1987.
24. Chung, Y. S., Meyer, C., and Shinozuka, M., "Modeling of concrete damage", *ACI, Structural Journal*, No. 3, **86**(1989) pp. 259-271.
 25. Gosain N. K., Brown R. H., and Jirsa J. O., "Shear requirements for load reversals on RC members", *Journal of Structural Engineering, ASCE*, No. 7, **103**(1977) 1461-1476.
 26. Darwin D., and Nmai C. K., "Energy dissipation in RC beams under cyclic load", *Journal of Structural Engineering, ASCE*, No. 8, **112**(1986) 1829-1846.
 27. Elms D., Paulay T., and Ogawa S., "Code-implied structural safety for earthquake loading", *Proc. 5th Int. Conf. On Structural Safety and Reliability (ICOSSAR 89)*, San Francisco CA, **3**(1983) pp. 2003-2010.
 28. Kratzig W. B., Meyer I. F., and Meskouris K., "Damage evaluation in reinforced concrete members under cyclic loading", *Proc. 5th Int. Conf. On Structural Safety and Reliability (ICOSSAR 89)*, San Francisco CA, **2**(1989), pp. 795-802.
 29. Park, Y. J., A. M. Reinhorn and S. K. Kunnath, "*Inelastic damage analysis of frame shear wall structures*", Technical Report NCEER, pp. 87-0008.
 30. J. M. Bracci, A. M. Reinhorn, J. B. Mander and S. K. Kunnath, "*Deterministic model for seismic damage evaluation of RC structures*", Technical Report NCEER-89-0033, State University of New York at Buffalo, 1989.
 31. Kunnath S. K., Reinhorn A. M., and Abel J. F., "Computational tool for evaluation of seismic performance of reinforced concrete buildings", *Computers and Structures*, No. 1, **41**(1991) pp. 157-173.
 32. Kunnath S. K., Reinhorn A. M., and Park Y. J., "Analytical modeling of inelastic seismic response of RC structures", *Journal of Structural Engineering, ASEC*, No. 4, **116**(1990) 996-1017.
 33. Roufaiel, M. S. L., and Meyer, C., "Analytical modeling of hysteretic behavior of RC frames", *Journal of Structural Engineering, ASCE*, No. 3, **113**(1987), 429-444.
 34. DiPasquale, E., Cakmak A. S., "Identification of the serviceability limit state and detection of seismic structural damage", *Technical Report NCEER-88-0022*, State University of New York at Buffalo, 1988.
 35. DiPasquale E., Cakmak A. S., "Detection and Assessment of seismic structural damage", *Technical Report NCEER-87-0015*, State University of New York at Buffalo, 1987.
 36. Hasselman T. K., and Wiggins J. H., "Earthquake damage to high-rise buildings as a function of interstory drift", *Proc. 3rd Int. Earthquake Microzonation Conf.*, Seattle, WA, **2**(1982) pp. 883-894.
 37. Mork, K. J., "*Stochastic analysis of reinforced concrete frames under seismic excitation*", *Soil Dynamics and Earthquake Engineering*, No. 3, **11**(1992)145-161.
 38. Nielsen, S. R. K., Koyluoglu, H. U., and Cakmak, A. S., "One and two-dimensional maximum softening damage indicators for reinforced concrete structures under seismic excitation", *Soil Dynamics and Earthquake Engineering*, No. 4, **11**(1992) 435-443.
 39. H. Banon and D. Veneziano, "*Seismic safety of reinforced members and structures*", *Earthquake Engng. Struct. Dyn.*, No. 2, **10**(1982)179-193.
 40. Chung, Y. S., Meyer, C., and Shinozuka, M., "Automatic seismic design of reinforced

- concrete building frames", ACI, *Structural Journal*, No. 3, **87**(1990) 326-340.
41. DiPasquale, E., Cakmak A. S., "Seismic damage assessment using linear models", *Soil Dynamics and Earthquake Engineering*, No. 4, **9**(1990)194-215.
 42. DiPasquale, E., Cakmak A. S., "On the relation between local and global damage indices", Technical Report NCEER-89-0034, State University of New York at Buffalo.
 43. DiPasquale E., Ju J-W., Askar A., and Cakmak A. S., "Relation between global damage indices and local stiffness degradation", *Journal of Structural Engineering, ASCE*, No.5, **116**(1989) 1440-1456.
 44. Gunturi S. K. V., and Shah H. S. "Mapping structural damage to monetary damage", Structural Engineering in Natural Hazards Mitigation: *Proc. ASCE Structures Congress*, Irvine, CA, **2**(1993)1331-1336.
 45. Kunnath S. K., Reinhorn A. M., and Park Y. J., "Seismic evaluation of reinforced concrete frame-wall buildings", *Concrete International: Design and Construction*, No. 8, **11**(1989)57-61.
 46. Park, Y. J., Ang, A. H. S., and Wen, Y. K., "Seismic damage analysis and damage-limiting design of R/C buildings", Civil Engineering Studies, Technical Report No. SRS 516, University of Illinois, Urbana.
 47. Roufaiel, M. S. L., and Meyer, C., "Reliability of concrete frames damaged by earthquakes", *Journal of Structural Engineering, ASCE*, No. ST3, **113**(1987)445-457.
 48. Reinhorn, A. M., Kunnath S. K., and Valles-Mattox, R., "*IDARC 2D Version 4.0: users manual*", Department of civil Engineering, State University of New York at Buffalo, 1996.
 49. Reinhorn, A. M., S. K. Kunnath and J. B. Mander, "Seismic design of structures for damage control.", in P. Fajfar and H. Krawinkler (eds), *Nonlinear seismic analysis and design of R/C buildings*, Elsevier science publisher LTD, 1992.

Archive SID



Archive