

# Plastic Surgery and Acellular Dermal Matrix: Highlighting Trends from 1999 to 2013

David A Daar, Jessica R Gandy, Emily G Clark, Donald S Mowlds, Keyianoosh Z Paydar, Garrett A Wirth\*

Department of Plastic Surgery, University of California, Irvine, Orange, CA

## ABSTRACT

The last decade has ushered in a rapidly expanding global discussion regarding acellular dermal matrix (ADM) applications, economic analyses, technical considerations, benefits, and risks, with recent emphasis on ADM use in breast surgery. This study aims to evaluate global trends in ADM research using bibliometric analysis. The top nine Plastic Surgery journals were determined by impact factor (IF). Each issue of the nine journals between 1999 and 2013 was accessed to compile a database of articles discussing ADM. Publications were further classified by IF, authors' geographic location, study design, and level of evidence (LOE, I-V). Productivity index and productivity share were calculated for each region. In total, 256 ADM articles were accessed. The annual global publication volume increased significantly by 4.2 (0.87) articles per year ( $p < 0.001$ ), with a mean productivity index of 36.3 (59.0). The mean impact factor of the nine journals increased significantly from 0.61 (0.11) to 2.47 (0.99) from 1993 to 2013 ( $p < 0.001$ ). Despite this increase in the global ADM literature, the majority of research was of weaker LOE (level I: 2.29% and level II: 9.17%). USA contributed the most research (87%), followed by Asia (4.76%) and Western Europe (4.71%). USA contributed the greatest volume of research. Regarding clinical application of ADM, the majority of publications focused on ADM use in breast surgery, specifically breast reconstruction (154 articles, 60.2%). The majority of research was of lower LOE; thus, efforts should be made to strengthen the body of literature, particularly with regard to cost analysis.

## KEYWORDS

Bibliometrics; Acellular dermal matrix; Trends; Global

Please cite this paper as:

Daar DA, Gandy JR, Clark EG, Mowlds DS, Paydar KZ, Wirth GA. Plastic Surgery and Acellular Dermal Matrix: Highlighting Trends from 1999 to 2013. *World J Plast Surg* 2016;5(2):97-108.

## \*Corresponding Author:

Garrett A. Wirth, MD, MS, FACS,  
Professor of Department of Plastic Surgery,

University of California, Irvine,  
200 S. Manchester Ave #650,  
Orange, CA 92868, USA

Tel: 1-714-456-5253

Fax: 1-714-456-7718

Email: gwirth@uci.edu

Received: October 1, 2015

Revised: February 10, 2016

Accepted: March 10, 2016

## INTRODUCTION

Acellular dermal matrices (ADM) were first introduced clinically in reconstructive surgery in 1994 in the context of burn therapy and have since become widely used in reconstruction of chronic wounds, breast, and abdominal wall defects.<sup>1-3</sup> ADMs are created through a process of decellularization, while the extracellular matrix is left intact. The matrix then acts as a tissue graft upon

which the patient's own cells can recolonize and vascularize.<sup>4</sup> Their role as a biologic material is to provide structural integrity and serve as a scaffold for vascular and tissue ingrowth.<sup>4</sup> Since the advent of clinical ADM use, numerous applications and products have come to market, bolstering the armamentarium of the reconstructive surgeon. Given its significant added cost, the surgical community has turned to cost-benefit analysis to justify its use.<sup>5,6</sup>

As evidence-based medicine becomes increasingly influential in formulating health policy and reimbursement, effort has been put forth to increase the volume and quality of research in the Plastic Surgery literature, especially for new or experimental technologies and methodologies.<sup>7</sup> Specifically, recent advances in breast surgery have focused on the use of ADM in post-mastectomy reconstruction, as well as to a lesser extent cosmetic and revision surgeries. A common hurdle in breast reconstruction is the need to obtain adequate vascularized soft tissue in order to cover the breast implant while still allowing sufficient blood supply. ADM has mitigated some of these potential complications by equipping surgeons with the ability to achieve adequate vascularization of tissue through an alternative means. Initial studies by Breuing et al. (2005) and Bindingavele et al. (2007) reported the use of ADM in implant-based breast and tissue expander-based reconstructions, respectively.<sup>8,9</sup> These initial studies prompted an influx of subsequent reports addressing the concept of ADM use for breast reconstruction with post-operative radiation, as well as complication rates with ADM in various breast reconstruction modalities.<sup>10-13</sup> With this recent increase in application, there is a need for better ways for surgeons to evaluate the current clinical picture and trends in ADM research to make more informed decisions and guide future research. To our knowledge, no other groups have studied this important area of inquiry.

To reach these ends, the present study utilizes bibliometry, which is a method of providing quantitative analysis of literature to extrapolate productivity and trends. Assessment of both quantity and quality of the existing academic literature in a particular field of study facilitates an objective determination of a specific publication's impact or contribution to that body of literature.<sup>14</sup> This method has been used in various medical and academic fields, e.g.,

hand surgery, rehabilitation, public health, and environmental assessment.<sup>15-19</sup> Variables central to bibliometric analysis include impact factor (IF) and level of evidence (LOE) in addition to research productivity and publication volume. The IF is calculated by dividing the number of citations credited to a journal over a two-year period by the number of articles published by that journal during the timeframe.<sup>20</sup> It is regarded as a credible means of assessing the relative influence of a journal in a particular field of study.<sup>21,22</sup>

Of similar importance is LOE, which classifies articles on a I-V scale according to the research methodology used within the study. LOE assignment has gained popularity in Plastic Surgery literature, with major journals such as *Plastic and Reconstructive Surgery* and *Aesthetic Surgery Journal* providing a classification for each article published by the journal.<sup>23,24</sup> In turn, as popularity in clinical use of ADM has continued to climb over the past 20 years, assessing key publication trends in LOE and IF in ADM literature can provide an insightful look into the relationship between research and medical technology adoption and practice.

This study evaluates the global trends in ADM research using bibliometric analysis in order to explore the relationship between research and clinical practice, as well as interpret how these trends shape global discussion and use of technology.

## **MATERIALS AND METHODS**

### *Data Collection*

The top English-language Plastic Surgery journals (n=9) were selected based on 2013 impact factor (IF), as determined by the Journal Citation Reports of the Institution for Scientific Information.<sup>25</sup> Only those journals which published on ADM were included. Next, the ADM manuscripts of each issue of the 9 journals between 1999 and 2013 as determined by the earliest ADM publication date were accessed directly, either in-print or electronically. Each article was classified by journal, year of publication, title, IF, author's geographic location, study design, and LOE.

### *Journal and Article Selection Criteria*

The following journals were investigated: *Aesthetic Plastic Surgery*; *Aesthetic Surgery*

*Journal*; *Annals of Plastic Surgery*; *The Canadian Journal of Plastic Surgery* (now *Plastic Surgery*); *Clinics in Plastic Surgery*; *Journal of Plastic, Reconstructive and Aesthetic Surgery* (previously known as *British Journal of Plastic Surgery*); *Journal of Plastic Surgery and Hand Surgery* (previously known as *Scandinavian Journal of Plastic and Reconstructive Surgery and Hand Surgery*); *Journal of Reconstructive Microsurgery*; and *Plastic and Reconstructive Surgery*. All original peer-reviewed articles regarding acellular dermal matrix were analyzed. Case reports, reports on technique, and literature reviews were included, while editorials and letters, book reviews, and conference abstracts were excluded. Articles with significant overlap to previous studies, possibly in other journals, were excluded to prevent duplication of numbers.

#### Impact Factor

An impact factor was assigned to each article based on the IF its journal received for the given year it was published, as issued by the Journal Citation Reports of the Institution for Scientific Information.<sup>25</sup> The use of IF varied among the journals; therefore articles were excluded if a journal was not assigned an IF for that corresponding year. Table 1 shows IF inception for each given journal, the number of publications excluded due to lack of IF, and the total number of publications included.

#### Authors' Geographic Region

Each article was assigned a geographic region and country based on the composition

of contributing authors and their affiliated institutions. The nine geographic regions, which have been defined in previously published studies, are based on scientific, geographic, and economic measures: Africa, Asia (excluding Japan), Canada, Eastern Europe (including all formerly socialist economies of Europe), Western Europe (including the remainder of Europe plus Greenland), Japan, Latin America (including the Caribbean), Oceania (including Australia, New Zealand, and New Guinea), and USA.<sup>20-22</sup> If multiple regions were represented, each was weighted by the proportion of authors from that region.

#### Study Design

Publications were determined to be either clinically focused or basic science in nature. Clinical studies were further defined as diagnostic, therapeutic, or prognostic. Basic science studies were defined as animal, cadaveric, histologic, or protein.

#### Level of Evidence

Level of evidence was determined by using the study authors' self-reported assignment or when not available was assigned according to the American Society of Plastic Surgery level of evidence pyramid guideline.<sup>23</sup> All clinical research articles received a I-V LOE assignment, while basic science articles were considered separately.

#### Productivity Index

Similar to previously published bibliometric

**Table 1:** Impact factor inception varied among the various journals. Publications were excluded if the respective journal was not assigned an impact factor for that given year. In total, 15 articles were excluded due to this discrepancy yielding a total of 256 articles in the database.

Journal	Impact Factor Inception (Year)	Publications Excluded	Publications Included
Aesthetic Plastic Surgery	1992*	0	14
Aesthetic Surgery Journal	2011	11	21
Annals of Plastic Surgery	1992*	0	63
Canadian Journal of Plastic Surgery	2010	2	4
Clinics in Plastic Surgery	1992*	0	12
Journal of Plastic, Reconstructive, and Aesthetic Surgery	2007	1	24
Journal of Plastic Surgery and Hand Surgery	1997	1	1
Journal of Reconstructive Microsurgery	1992*	0	4
Plastic and Reconstructive Surgery	1992*	0	113
Total		15	256

\*Earliest record of IFs online started in 1992.

studies, productivity index was defined as the number of articles published in a journal by a given region multiplied by the journal's impact factor for each article's corresponding year.<sup>26-28</sup>

#### Productivity Share

To objectively compare the degree to which different geographic regions contributed to the ADM literature over the observed time period, productivity share was calculated for each region. Using 5-year simple moving averages, the total global productivity index calculated for a given 5-year period was divided by the average productivity index contributed by a region. Thus from 1999-2013 there were 11 consecutive overlapping 5-year periods observed (e.g., 1999-2003, 2000-2004, etc.). Productivity share by country was also calculated.

#### Areas of Interest for ADM Use

Articles queried from the dataset were analyzed for specific area of interest in which ADM was used, including abdomen, breast, burn and skin, chest, extremities, face/head and neck, and other areas. Use of ADM in breast surgery was specifically highlighted in this study, and the dataset was further analyzed for specific application in which ADM was used

in breast surgery including: reconstruction, revision surgery, cosmetic, general breast surgery (including some or all of the previously mentioned types of breast surgery) or none of the above (typically basic science articles).

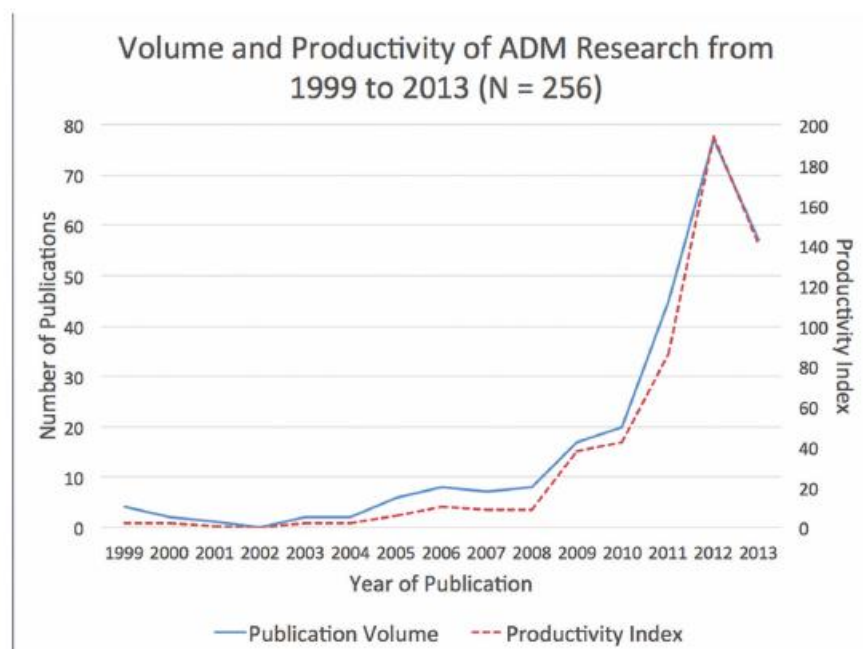
#### Statistical Analysis

Statistical comparisons were achieved using univariate linear regression with time as the independent variable and number of articles, productivity index, or productivity share being the dependent variable. Statistical significance was defined as  $p < 0.05$ . When necessary, statistics were reported as mean (SD). All statistical analyses were performed using IBM SPSS Statistics for Windows, Version 22.0 (IBM Corp., Armonk, NY).

## RESULTS

#### Journal and Article Selection Criteria

Over the 15-year period lasting from 1999 to 2013, a total of 256 articles regarding ADM were published in the 9 journals studied. The annual global volume of publications increased significantly by 4.2 (0.87) articles per year ( $p < 0.001$ ,  $R^2 = 0.64$ ) (Figure 1). *Plastic and Reconstructive Surgery* contained the most ADM-related publications with 113 articles (44.1%), followed by



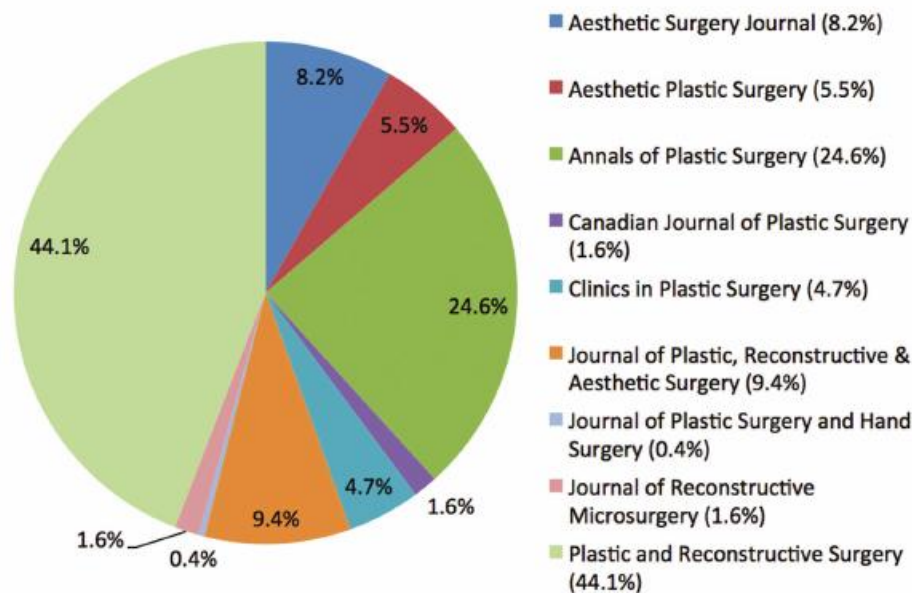
**Fig. 1:** Volume and productivity of acellular dermal matrix research from 1999 to 2013. The blue solid line denotes the volume of research published. Among the top 9 Plastic Surgery journals by impact factor during the study period, the annual global volume of publications increased significantly by  $4.2 \pm 0.87$  articles per year ( $N=256$ ,  $p < 0.001$ ). The red dashed line depicts productivity index over time, which was defined as the number of articles published in a journal by a given region multiplied by the journal's impact factor for each article's corresponding year. Global productivity index also demonstrated a significant increase of  $10.2 \pm 2.3$  per year ( $p < 0.001$ ).

*Journal of Plastic, Reconstructive, and Aesthetic Surgery* (63 articles, 24.6%) and *Annals of Plastic Surgery* (24 articles, 9.4%) (Figure 2). These three were the only journals to experience a significant increase in publication volume over the 15-year period ( $p=0.001$ ,  $R^2=0.58$ ;  $p<0.001$ ,  $R^2=0.66$ ; and  $p=0.002$ ,  $R^2=0.53$ , respectively).

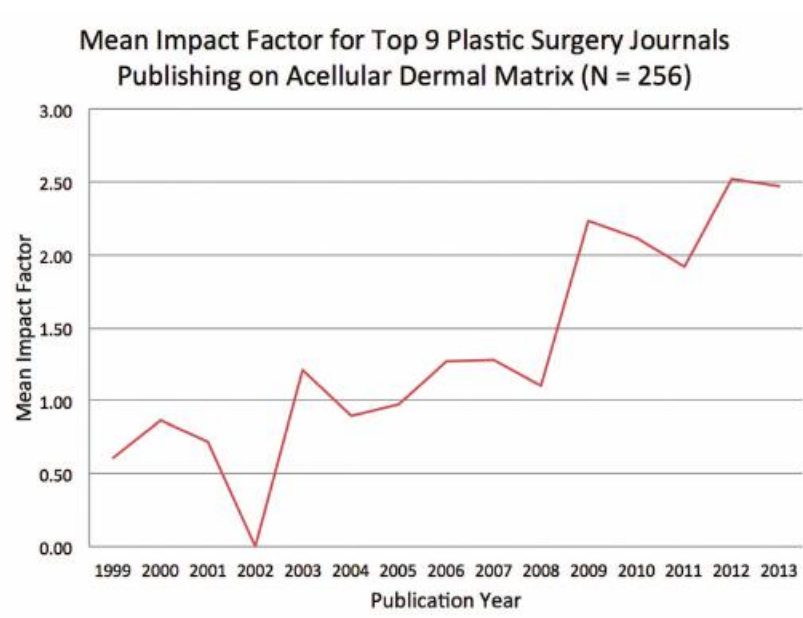
*Impact Factor*

A total of 15 publications were removed due to lack of available journal impact factor for their given year (Table 1). From 1999-2013 the mean impact factor of the 9 journals increased significantly from 0.61 (0.11) in 1999 to 2.47 (0.99) in 2013 ( $p<0.001$ ,  $R^2=0.67$ ) (Figure 3).

**Acellular Dermal Matrix Publications in Top 9 Plastic Surgery Journals (N = 256)**



**Fig. 2:** Total number of articles on acellular dermal matrix published in the top 9 Plastic Surgery journals by impact factor from 1999 to 2013, for years when journal impact factor data was available. *Plastic and Reconstructive Surgery* published most frequently with 113 articles (44.1%), followed by *Annals of Plastic Surgery* (63 articles, 24.6%) and *Journal of Plastic, Reconstructive, and Aesthetic Surgery* (24 articles, 9.4%).



**Fig. 3:** From 1999-2013, the mean impact factor for the top 9 Plastic Surgery journals by impact factor representing respective articles in our study sample increased significantly from 0.61 in 1999 to 2.47 in 2013 ( $p<0.001$ ).

*Study Design*

The majority of research during the study period was classified as clinical (218 articles, 85.2%), while the minority was basic science in nature (38 articles, 14.8%). The USA produced the highest volume of basic science research with 28 published articles (73.7%) over the study period. Nearly all of the clinical studies (212 articles, 97.3%) evaluated therapeutic interventions, while the remainder (6 articles, 2.7%) were prognostic.

*Level of Evidence*

In the publication sample, 85.5% of the articles were non-randomized controlled trials (LOE III, IV, or V). There were 5 (2.3%) level I studies, 20 (9.2%) level II studies, 52 (23.9%) level III studies, 71 (32.6%) level IV studies, and 70 (32.1%) level V studies. Univariate linear regression analysis demonstrated a statistically significant increase in number of publications at all levels of evidence over the 15-year period ( $p=0.02$ ,  $R^2=0.34$ ;  $p=0.01$ ,  $R^2=0.39$ ;  $p=0.001$ ,  $R^2=0.55$ ;  $p<0.001$ ,  $R^2=0.77$ ; and  $p=0.006$ ,  $R^2=0.45$ , respectively). In concordance with the large jump in publication volume beginning in

2011, there was also a large increase in level III through V studies (Figure 4).

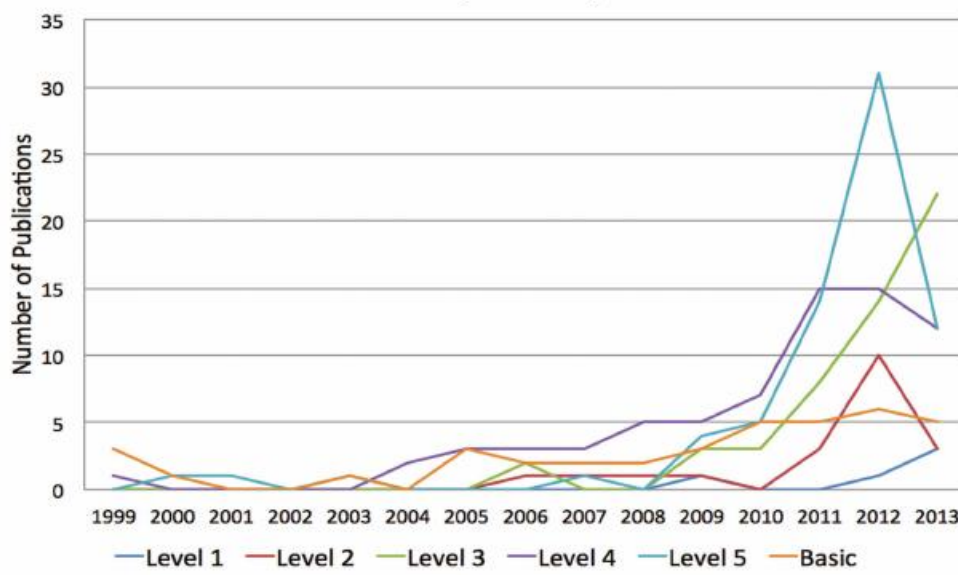
*Productivity Index*

The total global research productivity index in ADM was 544.5, with a mean productivity index over the 15-year period of 36.3 (59.0) and a significant increase of 10.2 (2.3) per year ( $p=0.001$ ,  $R^2=0.59$ ) (Figure 1). By geographic region, the USA demonstrated the largest productivity index, contributing 87.4%. Asia added 4.8% to the global total, while Western Europe (4.7%), Canada (2.3%), Japan (0.49%), and Latin America (0.37%) contributed to a lesser degree (Figure 5).

*Productivity Share*

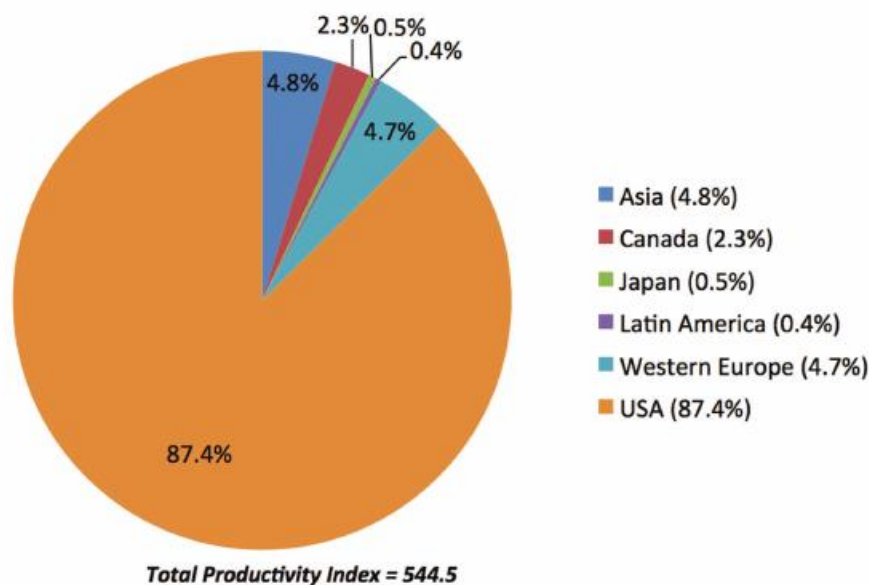
As a proportion of the global contribution to the ADM literature, the USA consistently had the greatest productivity share of all regions analyzed [mean (SD), 89.1% (7.6%)] during the 15-year study period (Figure 6). While the USA maintained the majority among all the regions studied in productivity share, those that had significant increases in productivity share over the 15-year period were Western Europe,

**Regional Volume of Level of Evidence over 15 Years (N = 256)**

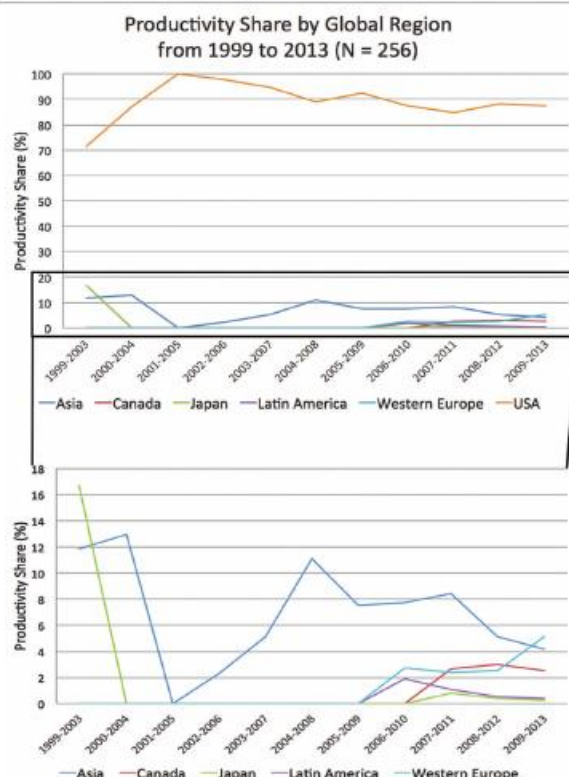


**Fig. 4:** Level of evidence in acellular dermal matrix published in the top 9 Plastic Surgery journals by impact factor from 1999 to 2013. There were 5 (2.3%) level I studies, 20 (9.2%) level II studies, 52 (23.8%) level III studies, 71 (32.6%) level IV studies, and 70 (32.1%) level V studies. There was a significant increase in number of publications at all levels of evidence, I through V, over the 15-year period ( $p=0.02$ ,  $p=0.01$ ,  $p=0.001$ ,  $p<0.001$ ,  $p=0.006$ ). In concordance with the large jump in publication volume starting in 2011, there was also a large jump in level III through V studies.

### Productivity Index in Acellular Dermal Matrix Research by Geographic Region (N = 256)



**Fig. 5:** Productivity index in acellular dermal matrix by geographic region. During the study period from 1999 to 2013, the USA demonstrated the largest productivity index, contributing 87.4%. Asia contributed 4.8% of the global total, while Western Europe (4.7%), Canada (2.3%), Japan (0.49%), and Latin America (0.37%) contributed a smaller proportion of overall global productivity.



**Fig. 6:** Changes in acellular dermal matrix research productivity between geographic regions over 1999 to 2013. Productivity share was defined as the total global productivity index calculated for a given 5-year period divided by the average productivity index contributed by a region. USA supplied the greatest productivity share of the total global contribution to ADM literature generated each year during the 15-year study period (mean 89.1±7.6%). While the USA maintained the majority among all the regions studied in productivity share, those that had significant increases in productivity share over the 15-year period were Western Europe, Canada, and Asia.

Canada, and Asia. Changes in productivity share over time were also evaluated for individual countries. When broken down by country, Austria ( $p=0.031$ ,  $R^2=0.42$ ), Canada ( $p=0.006$ ,  $R^2=0.59$ ), Spain ( $p=0.01$ ,  $R^2=0.54$ ), Taiwan ( $p=0.029$ ,  $R^2=0.43$ ), Turkey ( $p=0.03$ ,  $R^2=0.42$ ), and UK ( $p=0.036$ ,  $R^2=0.40$ ) experienced significant increases. No country experienced a significant decrease in productivity share.

#### *Areas of Interest for ADM Use*

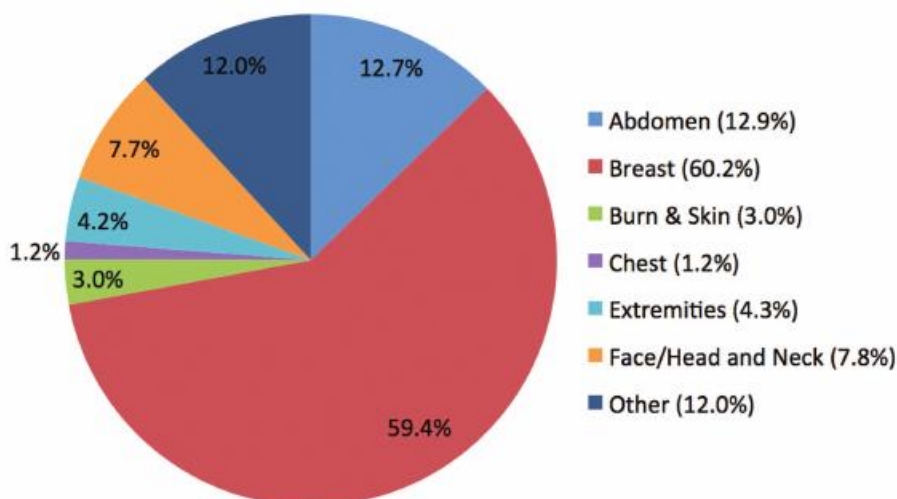
Further segregation of the ADM literature by special interest topic reveals that publications related to the use of ADM in breast surgery represent the majority (154 articles, 60.2%), followed by abdominal reconstruction (33 articles, 12.9%), miscellaneous use (31 articles, 12.1%), face/head and neck reconstruction (20 articles, 7.8%), extremity reconstruction (11 articles, 4.3%), burn reconstruction (4 articles, 1.6%), and chest reconstruction (3 articles, 1.1%) (Figure 7). Further breakdown of breast surgery ADM use highlighted breast reconstruction with ADM as the clear majority (71%), followed by revision surgery (9%) and cosmetic surgery (4%). The remaining articles either studied ADM use in all 3 types of breast surgery (9%) or were non-clinical studies (7%).

## DISCUSSION

Since its debut in the early 1990's, acellular dermal matrix using in Plastic Surgery has expanded to include breast, abdominal wall, chest wall, head and neck, burn, wound and skin reconstruction.<sup>1-5</sup> Most recently, the use of ADM in breast reconstruction has gained popularity and accounts for a majority of the publications related to ADM use. As evidence-based medicine continues to be a major focus in determining fair physician reimbursement policies, efforts to objectively assess the quality of the research are crucial. The purpose of this study was to objectively evaluate the global trends in ADM related research over a 15-year period (1999-2013).

In this study, a majority of the papers were related to ADM use in breast surgery, specifically postmastectomy reconstruction (60.2%). Primarily used as an inferior-lateral sling in two-stage breast reconstruction, ADM aids in maintaining control of the inframammary fold, decreasing ptosis, increasing projection, and improving overall implant coverage and tissue revascularization.<sup>29-31</sup> Conflicting data regarding post-operative complications of ADM in breast surgery has been published,

Areas of Interest for ADM Use Published in Plastic Surgery Literature from 1999 to 2013 (N = 256)



**Fig. 7:** Areas of interest for ADM use in Plastic Surgery literature. Application of ADM in breast surgery represents the majority (154 articles, 60.2%), followed by abdominal reconstruction (33 articles, 12.9%), miscellaneous ADM use (31 articles, 12.1%) and face/head and neck repair (20 articles, 7.8%), extremity reconstruction (11 articles, 4.3%), burn reconstruction (4 articles, 1.6%), and chest reconstruction (3 articles, 1.1%).



however, there continues to be a significant uptick in reconstructive surgery cases mainly due to the US Women's Health and Cancer Rights Act of 1998.

Since the advent of the US Women's Health and Cancer Rights Act of 1998, which requires all health insurance companies to provide reimbursement for the reconstruction of both breasts, there has been a dramatic increase in the number of women receiving breast reconstruction following mastectomy.<sup>32</sup> The Act effectively established a paradigm shift in reconstructive breast surgery, prompting a surge of new reconstructive cases following mastectomy.<sup>23</sup>

A well-cited study by Jagsi et al. analyzed breast reconstruction trends over a 10-year period. They discovered that post-mastectomy breast reconstruction rose from 46 percent in 1998 to 63 percent in 2007.<sup>33</sup> Furthermore, 76.2 percent of women having bilateral mastectomies opted for reconstruction. According to ASPS, there were 95,589 reconstructive breast procedures performed in the US in 2013—a 4 percent increase from 2012 and a 21 percent increase from 2000.<sup>7</sup> This rise in new cases could potentially explain the increased popularity of ADM use and research in the area of breast surgery.

In addition, market data from Life Cell Corporation (Bridgewater, NJ) demonstrates that 87 percent of surgeons who perform at least 25 breast reconstructions per year have used a biologic material in their implant-based reconstructions. Furthermore, over 56 percent of all tissue expander/implant-based reconstructions are now done using biologic mesh.<sup>34</sup> Thus, the major increase in ADM publications may be due in part to the fact that women are increasingly seeking reconstruction following mastectomy, a majority of which are completed using ADM.<sup>35</sup> Moreover, the increasing use of both skin- and nipple-sparing mastectomy, access to BRCA testing, and improved breast implants accompany the rise in ADM use.<sup>36</sup> Each of these trends and enhancements favor the increased use of prosthetic breast reconstruction and as such may contribute to an increase in ADM use. Further investigation into this correlation is warranted.

This study highlights the USA as the largest contributor to the ADM literature in Plastic Surgery. This mirrors the trend of overall publications in Plastic Surgery, as well as with respect to the most highly cited articles in the

field.<sup>37</sup> The largest increases in global ADM research productivity occurred during 2011 and 2012, with growth in productivity index from 42.2 in 2010 to 86.5 in 2011, and up to 194.2 in 2012. Increased interest in breast reconstruction following passage of the 2008 Women's Health and Cancer Rights Act as well as improved insurance reimbursement for ADM are largely responsible for this period of growth. For example, in 2008, Kinetic Concepts, Inc. (KCI, San Antonio, TX) acquired major allograft producer, Life Cell (Bridgewater, NJ), and in that same year released Strattice (Life Cell, Bridgewater, NJ), an acellular reconstructive tissue matrix derived from porcine dermis.<sup>38</sup> The company's efforts to increase reimbursement coverage were successful in subsequent years.<sup>38-40</sup> Reimbursement coverage evolves in parallel with peer-reviewed clinical evidence demonstrating a product's outcome-related data. KCI (San Antonio, TX) reports that demand for their allograft products correlates with reimbursement rates by 3rd-party payers (e.g., Medicare, Medicaid, etc.).<sup>39,40</sup> Thus, the increased publication volume may be the result of expanding product reimbursement, inspiring an increase in ADM use and consequently improved research efforts.

As ADM use becomes increasingly prevalent, further research validating their impact on patient-centered outcomes will be paramount. With the implementation of the Affordable Care Act, the fee-for-service payment model is slowly being replaced by a reimbursement system tied to quality of care standards and cost savings measures.<sup>41,42</sup> As new health policy increases patients' access to oncologic procedures and therefore reconstruction, overall ADM use will increase. Given their significant added cost, it is imperative that the Plastic Surgery literature objectively addresses its impact on patient outcomes.<sup>42</sup>

The majority of ADM research was shown to be of low LOE (level IV, V), which is consistent with previous studies regarding ADM use in breast reconstruction, as well as with the Plastic Surgery literature in general.<sup>43,44</sup> This dearth of randomized-controlled trials has presented a challenge to receiving full advocacy for the product and asserting its benefit within a cost-conscious healthcare structure. In 2013, the ASPS released evidence-based practice guidelines on prosthetic breast reconstruction, citing the use of ADM to have "varied and conflicting"

evidence and recommending use on a case-by-case basis.<sup>45</sup> A joint set of guidelines proposed by the Association of Breast Surgery and the British Association of Plastic and Aesthetic Surgeons delivered similar recommendations for use in the United Kingdom.<sup>46</sup> The inability of the major organizing bodies within the Plastic Surgery community to support ADM use further underscores the need to improve the overall quality of the studies related to ADM in the Plastic Surgery literature. There is no doubt that lower quality studies are less resource intensive and result in a shorter timeline to publication than level I and II (randomized-controlled) studies. The inherent dynamic nature of surgical trends provides additional barriers to the production of high quality studies, as the time required to complete such projects is lengthy and may result in obsolescence of the conclusions in the interim.<sup>43</sup>

However, the mean level of evidence in the overall aesthetic surgery literature has increased in recent years.<sup>43,44</sup> Similarly, an upward trend in all levels of evidence (Figure 4) was observed within the ADM-specific literature, predicting a continued increase in LOE moving forward. This illustrates the inherent value of bibliometric studies, especially with respect to experimental technologies, where premature judgments regarding the clinical impact of a product are prevalent and may be prevented.

While this study aims to capture the most recent and therefore relevant trends in ADM research, there are several inherent limitations. First, the inclusion criteria are specific to English-language journals, which may underreport publication productivity by non-English speaking researchers as well as those publishing in regional journals. Furthermore, impact factor may be susceptible to manipulation via self-citation and varying article search-ability; thus it is an imperfect measure of journal influence.<sup>47</sup> Finally, overlapping intervals may lead to smoothing of data, which can result in *p*-values lower than their actual significance.

The present study examines trends within the peer-reviewed literature related to acellular dermal matrix use in Plastic Surgery. It is evident that only a small proportion of the ADM literature is focused on the economic impact of its use in reconstructive surgery (6%). Future efforts in expanding this critical aspect of the available literature must be a priority.

In conclusion, between 1999 and 2013 there has been significant growth in the volume and impact of acellular dermal matrix research published in the top 9 Plastic Surgery journals as rated by impact factor. Over this 15-year study period, publications on ADM use in breast reconstruction were most prevalent, and the USA was the greatest contributor to ADM research both in terms of publication volume and productivity, with the largest increase in productivity between 2011 and 2012. The majority of publications were of lower LOE, although a there was a significant increase in LOE at all levels. In order to ensure its viability in the armamentarium of the Plastic and Reconstructive Surgeon, future research endeavors to further validate the cost-effectiveness of ADM use must be undertaken.

#### ACKNOWLEDGEMENTS

The authors received no funding or support for this research. There are no acknowledgements.

#### CONFLICT OF INTEREST

The authors declare no conflict of interest.

#### REFERENCES

- 1 Wainwright DJ. Use of an acellular allograft dermal matrix (AlloDerm) in the management of full-thickness burns. *Burns* 1995;**21**:243-8.
- 2 Butler CE, Langstein HN, Kronowitz SJ. Pelvic, abdominal, and chest wall reconstruction with AlloDerm in patients at increased risk for mesh-related complications. *Plast Reconstr Surg* 2005;**116**:1263-75; discussion 1276-7.
- 3 Baxter RA. Intracapsular allogenic dermal grafts for breast implant-related problems. *Plast Reconstr Surg* 2003;**112**:1692-6.
- 4 Wong AK, Schonmeyer B, Singh P, et al. Histologic analysis of angiogenesis and lymphangiogenesis in acellular human dermis. *Plast Reconstr Surg* 2008;**121**:1144-52.
- 5 Kim JJ, Evans GRD. Applications of biomaterials in plastic surgery. *Clin Plast Surg* 2012;**39**:359-76.
- 6 Macadam SA, Lennox PA. Acellular dermal matrices: economic considerations in reconstructive and aesthetic breast surgery. *Clin Plast Surg* 2012;**39**:187-216.
- 7 American Society of Plastic Surgeons. Plastic Surgery Statistics Report. (2013). Available at:

- <http://www.plasticsurgery.org/Documents/news-resources/statistics/2013-statistics/plastic-surgery-statistics-full-report-2013.pdf>. Accessed May 10, 2015.
- 8 Breuing KH, Warren SM. Immediate bilateral breast reconstruction with implants and inferolateral AlloDerm slings. *Ann Plast Surg* 2005;**55**:232-9.
  - 9 Bindingnavale V, Gaon M, Ota KS, Kulber DA, Lee DJ. Use of acellular cadaveric dermis and tissue expansion in postmastectomy breast reconstruction. *J Plast Reconstr Aesthet Surg* 2007;**60**:1214-8.
  - 10 Nahabedian MY. AlloDerm performance in the setting of prosthetic breast surgery, infection, and irradiation. *Plast Reconstr Surg* 2009;**124**:1743-53.
  - 11 Rawlani V, Buck DW 2nd, Johnson SA, Heyer KS, Kim JY. Tissue Expander Breast Reconstruction Using Prehydrated Human Acellular Dermis. *Ann Plast Surg* 2011;**66**:593-7.
  - 12 Chun YS, Verma K, Rosen H, Lipsitz S, Morris D, Kenney P. Implant-based breast reconstruction using acellular dermal matrix and the risk of postoperative complications. *Plast Reconstr Surg* 2010;**125**:429-36.
  - 13 Lanier ST, Wang ED, Chen JJ, Arora BP, Katz SM, Gelfand MA, Khan SU, Dagum AB, Bui DT. The effect of acellular dermal matrix use on complication rates in tissue expander/implant breast reconstruction. *Ann Plast Surg* 2010;**64**:674-8.
  - 14 Thompson DF, Walker CK. A descriptive and historical review of bibliometrics with applications to medical sciences. *Pharmacotherapy* 2015;**35**:551-9.
  - 15 Ugolini D, Neri M, Cesario A, Marazzi G, Milazzo D, Volterrani M, Bennati L, Bonassi S, Pasqualetti P. Bibliometric analysis of literature in cerebrovascular and cardiovascular diseases rehabilitation: growing numbers, reducing impact factor. *Arch Phys Med Rehabil* 2013;**94**:324-31.
  - 16 Ahn CS, Li RJ, Ahn BS, Kuo P, Bryant J, Day CS. Hand and wrist research productivity in journals with high impact factors: a 20 year analysis. *J Hand Surg Eur* 2012;**37**:275-83.
  - 17 Bae GH, Daly MC, Li R, Park DJ, Day CS. A 20-year analysis of hand and wrist research productivity in Asia. *Hand Surg.* 2014;**19**:211-6.
  - 18 Zacca-gonzález G, Chinchilla-rodríguez Z, Vargas-quesada B, De moya-anegón F. Bibliometric analysis of regional Latin America's scientific output in Public Health through SCImago Journal & Country Rank. *BMC Public Health* 2014;**14**:632.
  - 19 Li W, Zhao Y. Bibliometric analysis of global environmental assessment research in a 20-year period. *Environ Impact Asses* 2015;**50**:158-166.
  - 20 Labanaris AP, Vassiliadu AP, Polykandriotis E, Tjiawi J, Arkudas A, Horch RE. Impact factors and publication times for plastic surgery journals. *Plast Reconstr Surg* 2007;**120**:2076-81.
  - 21 Garfield E. The impact factor and its rightful use. *Anaesthetist* 1998;**47**:439-40.
  - 22 Garfield E. Journal impact factor: a brief review. *CMAJ* 1999;**161**:979-980.
  - 23 Sullivan D, Chung KC, Eaves FF, Rohrich R. J. The level of evidence pyramid: indicating levels of evidence in Plastic and Reconstructive Surgery articles. *Plast Reconstr Surg* 2011;**128**:311-14.
  - 24 Rohrich RJ, Eaves FF. So you want to be an evidence-based plastic surgeon? A lifelong journey. *Plast. Reconstr. Surg* 2011;**27**:467-72.
  - 25 Information, I. of S. Journal Citation Reports®, Thomson Reuters. *Web Sci.* (2014). Available at: <http://thomsonreuters.com/journal-citation-reports/>. Accessed February 1, 2015.
  - 26 Mei X, Zhu X, Zhang T, Jia Z, Wan C. Worldwide productivity in the hand and wrist literature: A bibliometric analysis of four highly cited subspecialty journals. *Int J Surg* 2016;**28**:8-12.
  - 27 Rosmarakis ES, Vergidis PI, Soteriades ES, Paraschakis K, Papastamataki PA, Falagas ME. Estimates of global production in cardiovascular diseases research. *Int J Cardiol* 2005;**100**:443-9.
  - 28 Falagas ME, Papastamataki PA, Bliziotis IA. A bibliometric analysis of research productivity in Parasitology by different world regions during a 9-year period (1995-2003). *BMC Infect Dis* 2006;**6**:56.
  - 29 Brooke, S, Mesa M, Uluer M, Michelotti B, Moyer K, Neves R, Mackay D, Potochny J. Complications in Tissue Expander Breast Reconstruction: A comparison of AlloDerm, Derma Matrix, and Flex HD Acellular Inferior Pole Dermal Slings. *Annals of Plastic Surgery*

- 2012;**69**:347-349.
- 30 Spear S, Sher SR, Al-Attar, A. Focus on Techniques: Supporting the Soft-Tissue Envelope in Breast Reconstruction. *PRS* 2012;**130**:89S-94S.
  - 31 Nahabedian, MY. Acellular Dermal Matrices in Primary Breast Reconstruction: Principles, Concepts, and Indications. *PRS* 2012;**130**:44S-53S.
  - 32 The US Women's Health and Cancer Rights Act (1998).
  - 33 Jagsi R, Jiang J, Momoh AO, Alderman A, Giordano SH, Buchholz TA, Kronowitz SJ, Smith BD. Trends and Variation in Use of Breast Reconstruction in Patients with Breast Cancer Undergoing Mastectomy in the United States. *Clin Oncol* 2014;**32**:919-26.
  - 34 "Lifecell Market Data," 2013.
  - 35 Baxter RA. Current state of the art for acellular dermal matrices in breast surgery. *Clin Plast Surg* 2012;**39**:ix.
  - 36 Zhang WJ, Ding W, Jiang H, Zhang YF, Zhang JL. National representation in the plastic and reconstructive surgery literature: a bibliometric analysis of highly cited journals. *Ann Plast Surg* 2013;**70**:231-4. □
  - 37 Joyce CW, Joyce KM, Sugrue CM, Kelly JC, Carroll SM, Kerin MJ, Kelly JL. Plastic surgery and the breast: a citation analysis of the literature. *Plast Reconstr Surg Glob Open* 2014;**2**:e251.
  - 38 Kinetic Concepts, Inc. SEC Filing Form 10-K Annual Report 2008. Available at: <https://www.last10k.com/sec-filings/KCI/0000831967-09-000007.htm> Accessed May 10, 2015.
  - 39 Kinetic Concepts, Inc. SEC Filing Form 10-K Annual Report 2009. Available at: <https://www.last10k.com/sec-filings/KCI/0000831967-10-000005.htm>. Accessed May 10, 2015.
  - 40 Kinetic Concepts, Inc. SEC Filing Form 10-K Annual Report 2010. Available at: <https://www.last10k.com/sec-filings/KCI/0000831967-11-000010.htm>. Accessed May 10, 2015.
  - 41 Patient Protection and Affordable Care Act, 42 U.S.C. § 18001 et seq. (2010).
  - 42 Giladi AM, Yuan F, Chung KC. Plastic surgery practice models and research aims under the Patient Protection and Affordable Care Act. *Plast Reconstr Surg* 2015;**135**:631-9.
  - 43 Loiselle F, Mahabir RC, Harrop AR. Levels of evidence in plastic surgery research over 20 years. *Plast Reconstr Surg* 2008;**121**:207e-11e.
  - 44 Chuback JE, Yarascavitch BA, Eaves F, Thoma A, Bhandari M. Evidence in the aesthetic surgical literature over the past decade: how far have we come? *Plast Reconstr Surg* 2012;**129**:126e-134e.
  - 45 Chung, KC. Swanson JA, Schmitz D, Sullivan D, Rohrich RJ. Introducing evidence-based medicine to plastic and reconstructive surgery. *Plast Reconstr Surg* 2009;**123**:1385-9.
  - 46 Martin L, O'donoghue JM, Horgan K, Thrush S, Johnson R, Gandhi A; Association of Breast Surgery and the British Association of Plastic, Reconstructive and Aesthetic Surgeons. Acellular dermal matrix (ADM) assisted breast reconstruction procedures: joint guidelines from the Association of Breast Surgery and the British Association of Plastic, Reconstructive and Aesthetic Surgeons. *Eur J Surg Oncol* 2013;**39**:425-9.
  - 47 Kurmis AP. Understanding the limitations of the journal impact factor. *J Bone Joint Surg Am* 2003;**85**:2449-54.