



# The Impact of Climatic Factors on Spatial Distribution of Scorpion Stings in Ardabil Province, North-West of Iran; 2012 - 2017

Eslam Moradiasl<sup>1</sup>, Davoud Adham<sup>1\*</sup>, Hossein Solimanazadeh<sup>2</sup>, Abedin Saghafipour<sup>3</sup> and Hadi Eghbal<sup>2</sup>

<sup>1</sup>Department of Public Health, School of Public Health, Ardabil University of Medical Sciences, Ardabil, Iran

<sup>2</sup>Institutes of Health Meshkin Shahr, Ardabil University of Medical Sciences, Ardabil, Iran

<sup>3</sup>Department of Public Health, Faculty of Health, Qom University of Medical Sciences, Qom, Iran

\*Corresponding author: Department of Public Health, School of Public Health, Ardabil University of Medical Sciences, Ardabil, Iran. Tel: +98-4533513775, Email: d.adham@arums.ac.ir

Received 2018 April 11; Revised 2018 September 02; Accepted 2018 September 03.

## Abstract

**Background:** Scorpion sting is a major health threatening problem in the world, while most victims in Iran are children. Identification of high-risk areas for scorpion stings and dispersal areas map can help to control, prevent, and take effective measures in a timely manner.

**Objectives:** The current study aimed at investigating the scorpion stings and determining the distribution status and spatial analysis in Ardabil Province, North-West of Iran.

**Methods:** The current cross sectional study collected the routine human scorpion stings information from health houses, health-care centers, and hospitals of Ardabil Province from 2012 to 2017 in standard epidemiological surveillance forms. The current study employed Arc GIS 10.2.3 and the space map projection to provide spatial distribution maps of high-risk areas for scorpion stings.

**Results:** Eight hundred fifteen cases of scorpion stings from all 10 counties of Ardabil Province were reported. During the study period, there was direct significant relationship between the increase of scorpion sting cases and temperature, as with 3°C average annual temperature increase, the incidence rate of scorpion sting increased from 5.45/100,000 in 2012 to 16.32/100,000 in 2017. Two hot zones of scorpion stings were detected in Khalkhal and Germe counties; the Southern and Northern areas of the province, respectively.

**Conclusions:** According to the current study findings, there were some hot zones of scorpion stings in Southern and Northern areas of the province. In addition, since the increase of temperature and reduction of rainfall and humidity coincide with the increase of scorpion stings, it is expected that with the increase of temperature in the next years with regard to the global warming phenomenon, scorpion stings also increase in this province.

**Keywords:** Spatial Distribution, Scorpion Sting, Iran

## 1. Background

Annually, over one million scorpion stings occur in the world (1, 2). Scorpion sting is one of the health threatening problems and 36,000 cases are reported in Iran per year (3). Most of the scorpion sting victims are children. Approximately, the mortality due to the scorpion stings is annually more than 3250 cases in the world, and less than 20 human cases in Iran (4). Scorpion belongs to phylum Arthropoda and class Arachnida and to date 16 families of scorpions are identified worldwide (5, 6). There are three families of scorpions in Iran: Buthidae, Hemiscorpididae, and Scorpionidae; 1500 species of scorpions are identified in the world of which 50 species are dangerous to humans (7); 23 genus and 44 species are identified in Iran.

It is reported that most of the scorpions are scattered in Southern, and Southwestern areas of Iran, and the maximum variation of the scorpions are reported in Khuzestan Province with 19 out of 59 identified species (3, 8, 9). Four scorpion species are scattered in Azerbaijan regions, including *Compsobuthus matthiesseni*, *Mesobuthus caucasicus*, *Orthochirus scrobiculosus*, and *Scorpio maurus Linnaeus (1758)* and in Ardabil regions two species were identified: *Mesobuthus eupeus* and *Andrectonus crassicauda* (10, 11). Scorpion sting occur in all regions of Iran. There is no complete definition of scorpion sting epidemiology and clinical signs in Iran (12, 13). However, the clinical symptoms of scorpion sting are different depending on the species: The amount of toxins entering the body,

the season of the sting, and age and physical condition of the injured person (14, 15). Geographical information system (GIS) is a powerful tool for the epidemiological surveillance, management, and analysis of many health problems information (16). GIS can analyze the information and distribution rate of the disease in the spatial maps. GIS is very useful to manage, allocate resources, and monitor diseases in high-risk regions (17). The current study aimed at investigating scorpion stings, determining the distribution, and analyzing its spatial status in Ardabil Province to control, survey, and manage scorpion stings by GIS in the North-West of Iran.

## 2. Methods

### 2.1. Study Area

Ardabil Province is located in the North-West of Iran. This area is 17,953 km<sup>2</sup> and according to the 2015 census, its population was 1,249,000 people. This province has 10 counties and 1477 permanent villages (Figure 1).

### 2.2. Data Collection

In the current cross sectional study, all information about scorpion stings in all of the counties in Ardabil Province including: Kowsar, Sareyn, Parsabad, Nir, Namin, Meshkin-shahr, Khalkhal, Germe, Bilasavar, and Ardabil were recorded from 2012 to 2017. In the current study, a researcher-made questionnaire was employed to collect the demographic and epidemiologic data. The questionnaire was designed based on variables such as the site of the bite, age and gender of the victim, season, injured limb, village, and location of incidence. The routine human scorpion stings information were collected from health houses, healthcare centers, and hospitals in standard epidemiological surveillance forms designed by Center for Disease Control and Prevention (CDC), Ministry of Health and Medical Education (Iran). The data were provided to the Department of Diseases Prevention and Control, Provincial Healthcare Center in Ardabil, North-West of Iran.

### 2.3. Ethical Considerations

The current study was approved by the Ethics Committee of Ardabil University of Medical Sciences (ethical code: IR.AUMS.REC.1395.21).

### 2.4. Inclusion and Exclusion Criteria

The current study only included the patients' data collected in standard epidemiological surveillance forms and scorpionism characteristics confirmed by physician that were treated with anti-scorpion venom serum provided by the CDC of Ministry of Health. Other victims were not entered into the current study.

### 2.5. Statistical Analysis

Arc GIS 10.2.3 was employed to draw spatial distribution maps of high-risk areas for scorpion stings. In addition, meteorological data such as relative humidity, annual temperature, rainfall, sunny days, and frost days were obtained from Ardabil Meteorological Office. Separately, variables such as the site of bite, age and gender of the scorpionisms, season, injured limb, rural or urban areas, the mean annual temperature, relative humidity, and altitudes were also analyzed. Unadjusted linear regression and correlation coefficient were used to analyze data with SPSS version 19 in order to find the effect of climatic factors on spatial distribution of scorpion stings.

## 3. Results

Totally, 815 scorpionism cases were recorded of all counties of Ardabil Province during the study period; 56.5% of the cases were male and the rest (43.5%) were female. Most of the scorpion sting victims (42%) were within the age range of 11 to 30 years and the age range of 70 and above constituted the least cases (19%); 61% of scorpionism cases occurred indoors and 39% outdoors. Hands and feet were the most injured organs (85%); 97% of the victims received anti-scorpion venom serum both intramuscularly and intravenously; 94% of the victims were the new cases and 6% had a history of scorpionism; 87% of scorpions were yellow, 7% dark, and 6% were not identified.

The highest incidence rate of scorpion sting was in 2017 (16.32/100,000) and the lowest in 2012 (5.45/100,000) (Table 1). The scorpion sting peak occurs from August to July and the lowest burden is observed in January and December (Table 2 and Figure 2).

Spatial distribution of scorpionism revealed that most of the cases were reported from Khalkhal (22.69%), the Southern mountainous areas of the province with lower temperature, higher altitude, and higher rainfall in comparison with other counties as well as Germe (22%), located in the Northern areas of the province. The lowest cases belonged to Kowsar (1.35%) and Nir (2.94%) counties with semi-mountainous areas (Figures 3 and 4).

The important environmental factors that affected the scorpion stings in Ardabil Province were temperature and seasonal rainfall (Figure 5). The maximum average annual temperature was recorded in 2017 (13.59°C) and lowest annual average humidity was recorded in the same year with 61%. The minimum average annual temperature (10.58°C) with the highest annual average humidity (65.3%) was recorded in 2012. From 2012 to 2017, the average total rainfall 85 mm decreased, and the minimum and maximum average temperatures respectively 2.7 and 4.6°C increased.

The unadjusted linear regression showed significant relationship between scorpion stings and some of the

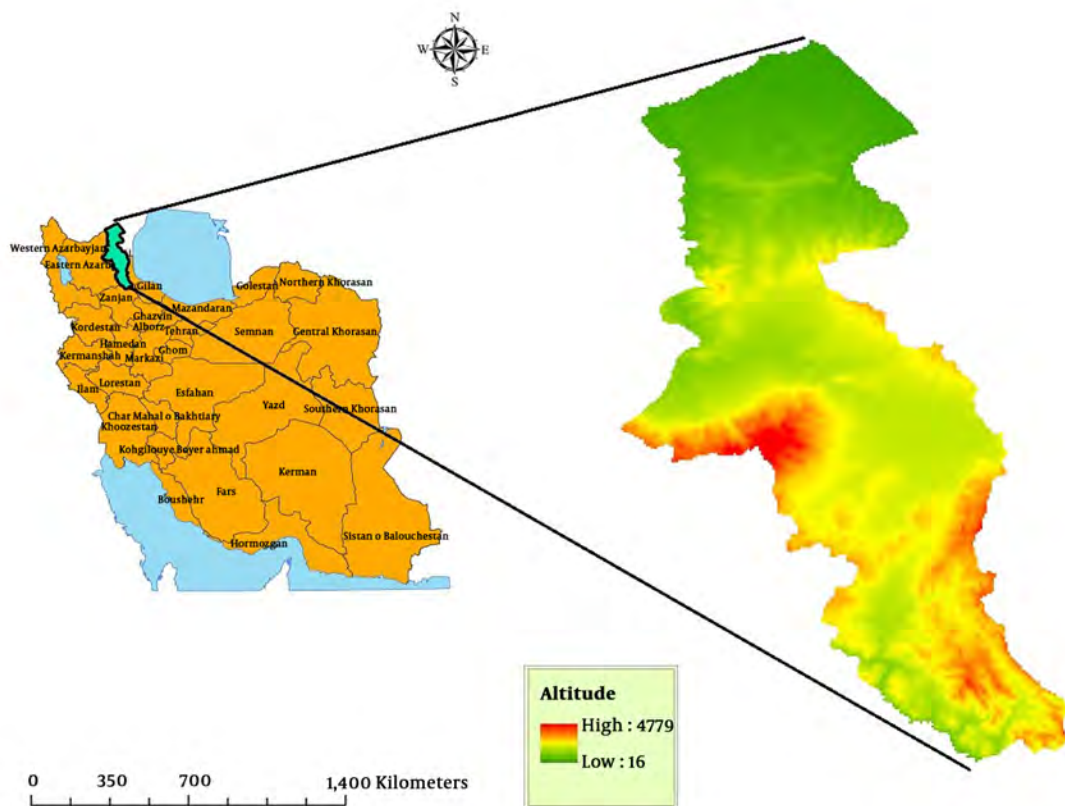


Figure 1. The geographical location of the study area; Ardabil province; North-West of Iran

Table 1. The Incidence Rate of Scorpionism per 100,000 Cases and Association with Climatic Variables

Year	Incidence Rate of Scorpionism	Average Temperature, °C	AAMT <sup>a</sup> , °C	AAMT <sup>b</sup> , °C	Average Humidity, %	TAP <sup>c</sup> , mL	ANFD <sup>d</sup> , d	Average Air Pressure, QFE <sup>e</sup>
2012	5.45	10.58	-18.50	33.50	65.30	386.15	93.50	870
2013	10	11.25	-17.85	34.72	64.25	375.62	90	881
2014	9.53	12.29	-13.96	37.59	63.25	368.68	84.70	890
2015	8.81	12.58	-12.48	38.12	61.98	304	82	895
2016	14.58	13.56	-11.30	39.10	61.5	301.85	80.2	899
2017	16.32	13.59	-11	39.20	61.43	301.15	80	899

<sup>a</sup> Average absolute minimum temperature (AAMT).

<sup>b</sup> Average absolute maximum temperature (AAMT).

<sup>c</sup> Total annual precipitation (TAP).

<sup>d</sup> Average number of frost days (ANFD).

<sup>e</sup> Atmospheric pressure (Q) at field elevation.

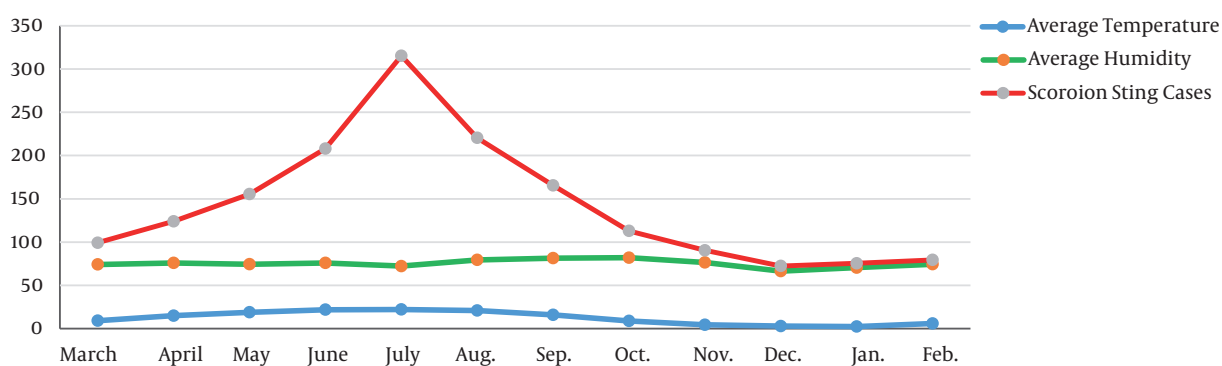
climatic factors, significant relationship among average, maximum, and minimum temperatures and average sunny days. Also, direct significant relationship was observed between the increase of temperature and the number of sunny days during the period of scorpion sting in-

crease ( $P < 0.05$ ).

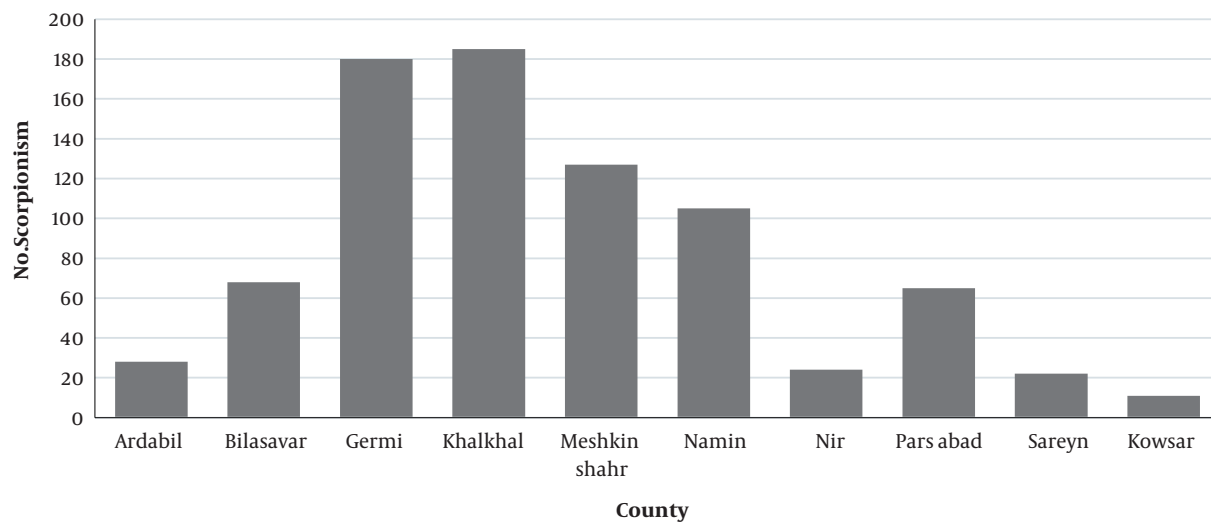
Relationship between average relative humidity (RH) and rainfall was indirect, that means with decreased RH and rainfall, the scorpionism rate increased ( $P < 0.05$ ) (Table 3). The number of frost days during the seven years of

**Table 2.** The Trend of Scorpionism in Ardabil Province; North-West of Iran from 2012 to 2017

Month/Year	Mar.	Apr.	May	Jun.	Jul.	Aug.	Sept.	Oct.	Nov.	Dec.	Jan.	Feb.	Annual
2012	4	7	12	10	15	14	4	1	1	0	0	0	68
2013	1	7	24	21	27	30	13	2	0	0	0	0	125
2014	6	6	6	20	49	14	10	4	3	0	0	1	119
2015	4	11	12	18	46	10	4	2	1	0	0	2	110
2016	4	7	12	30	50	34	25	10	4	3	2	1	182
2017	6	10	15	33	56	39	28	12	5	3	3	1	211
Total	25	48	81	132	243	141	84	31	14	6	5	5	815
Mean	4.17	8	13.5	22	40.5	23.5	14	5.17	2.33	1	0.83	0.83	135.83
SD	1.83	2	5.92	8.36	15.9	12.3	10.33	4.66	1.96	1.54	1.32	0.75	51.86
Average temperature °C	9.25	15	19	22	22.25	21	15.75	9	4.5	3	2.5	6	12.43
Average relative humidity, %	65	60.75	55.5	54	50	58.5	65.5	73	72.25	63.5	68	68.5	62.87



**Figure 2.** Monthly reports of scorpionism cases in Ardabil province; North-West of Iran from 2012 to 2017



**Figure 3.** Geographical distribution of scorpionism in all counties of Ardabil province from 2012 to 2017

study decreased 13.3 days. The average air pressure (QFE) in different years were rising (Table 1)

#### 4. Discussion

Ardabil Province is located in a temperate region in North-West of Iran. According to the increasing average

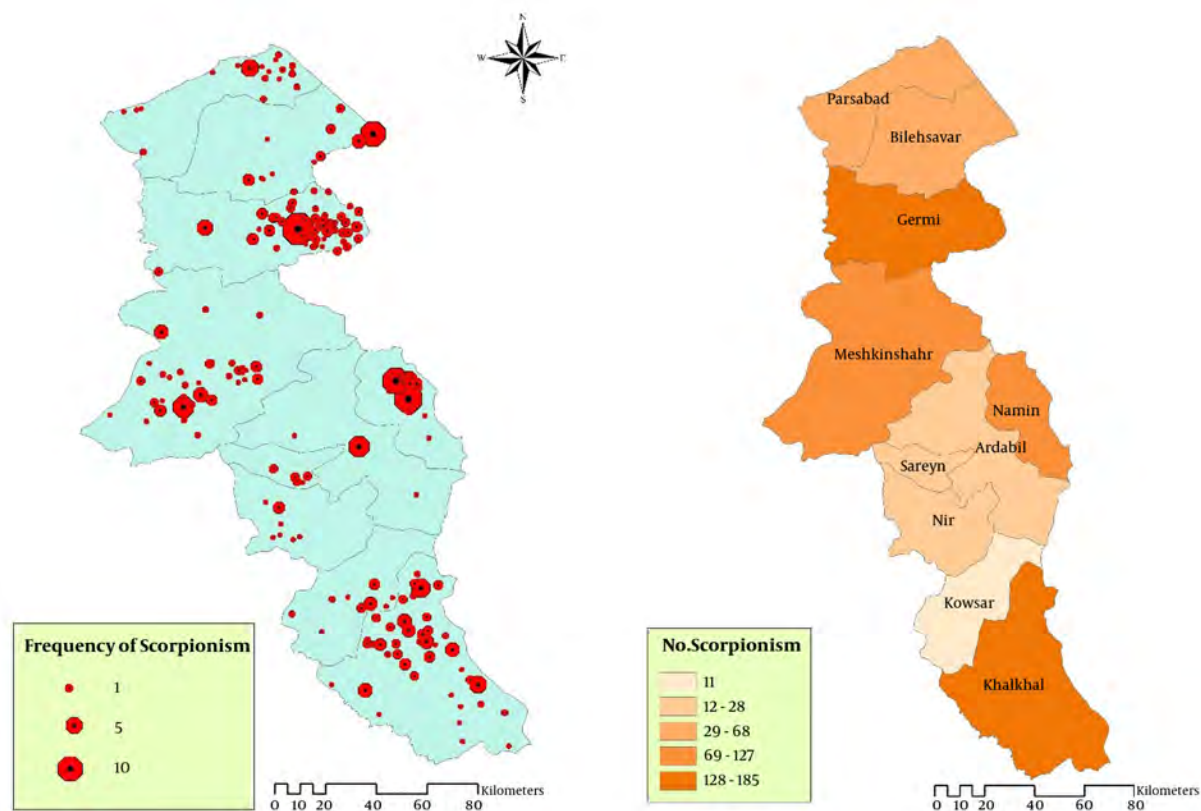


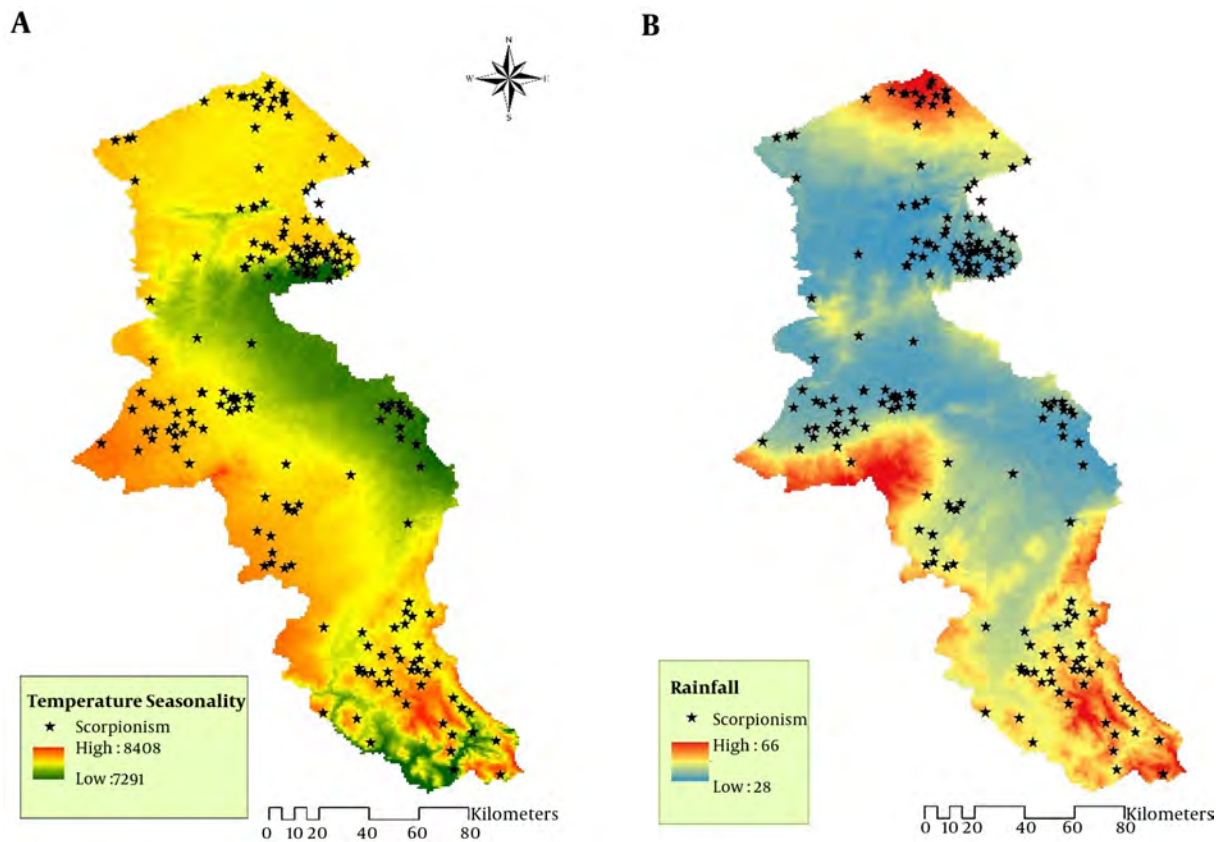
Figure 4. Spatial distribution of scorpionism in all counties of Ardabil province from 2012 to 2017

Table 3. The Results of Unadjusted Linear Regression Between Scorpionism and Some Climatic Factors in Ardabil Province; North-West of Iran From 2012 to 2017

Independent Variable	Unstandardized Coefficient		Standardized Coefficient	t	P Value
	B	Std. Error	Beta		
Average temperature	6.432	1.131	0.874	5.685	0.0001
Maximum temperature	5.668	1.175	0.836	4.824	0.001
Minimum temperature	6.674	1.267	0.857	5.267	0.0001
Average sunny days	0.743	0.137	0.863	5.412	0.0001
Average relative humidity	-6.575	1.29	-0.85	-5.098	0.0001
Average rainfall	-2.479	1.076	-0.589	-2.303	0.044

global temperature and its impact on insects' lives, the incidence of scorpionism in such areas is increasing; therefore, the average annual temperature increase from 2012 to 2017 was 3°C. In addition, the prevalence of scorpionism increased to 10.87 per 100,000 people that means it increased more than three times. This increase is a health threat in this area, since with the increase of temperature and decrease of humidity, the prevalence of scorpionism

increased. In Hormozgan Province, South of Iran (18), Morocco (19), and Brazil (20) scorpionism also increased. More than 70% of the cases occurred in June, July, and August. Scorpion stings mostly occurred in hot months. In Ardabil Province, the average temperature increased from 33.5°C in 2012 to 39.2°C in 2017; furthermore, average absolute minimum temperature decreased from -18.5 to -11. Therefore, these climatic changes and increase in the min-



**Figure 5.** Temperature seasonality distribution map (A) and rainfall seasonality distribution map (B) of scorpionism in different counties of Ardabil province; North-West of Iran from 2012 to 2017

imum absolute and maximum temperatures during the cold and hot months of the year increased the activity of scorpions. Most of the scorpionism victims in the current study were male that was consistent with the studies by Nejati et al. (21) and Daneshi et al. (22). The age range of 20 to 40 years constituted most of the victims, since this age group is usually the active labor force who are more exposed to scorpions. Most of the damaged organs were hands and feet; this result is in agreement with those of the studies by Isazadehfar et al. (23) and Mohammadi et al. (24). Most cases occurred indoors, which showed the high density of scorpions in housing in this area. However, results of the current study were inconsistent with those of Nejati et al. (21), since in their study most cases occurred outdoors. Results of the current study showed that all of the victims improved and no mortality was reported. Therefore, the venom of scorpion species in Ardabil Province is less toxic. More than 97% of victims in the current study received anti-scorpion venom serum, while it was 99% in the study by Karimi with 0.3% mortality (25);

87% of the scorpions in the current study were yellow and 7.28% were black, but in the studies by Rafizadeh et al. (26) and Hosseininasab et al. (27) the scorpions were mostly yellow. However, a thorough study of scorpion fauna in Ardabil Province seems essential. According to the distribution map, most of the scorpionism cases occurred in two counties of Khalkhal and Germe; since these regions are the high-risk foci, supply of anti-scorpion venom serum is essential and people in these regions should be educated to control and prevent scorpion stings. Global warming and climatic change in all areas of the world caused temperature increase during 2012 to 2017; the average temperature in Ardabil Province increased more than 3°C that had a direct impact on the increase of scorpionism and the prevalence of scorpionism also increased more than 2.5 times. Other factors associated with the increase of scorpionism in this area include reduction of the relative humidity, the lower total annual rainfall, and increase of the minimum absolute and maximum temperatures. The hot zones of scorpionism were in the Northern (Germe)

and Southern (Khalkhal) regions of the province. Results of the current study could be applied to determine and map high risk foci of scorpion stings areas, plan for training programs to prevent the occurrence of scorpionism by the health care system, and suitably distribute the relevant anti-scorpion venom serum and other therapeutic requirements according to high-risk areas. Some of the limitations of the current study were illegible and incomplete forms, which were excluded and difficulty to extract data from the hospital archives. Field studies should be conducted to identify the dangerous scorpions species in the region. Also, studies with different health education models should be conducted to promote awareness of at risk people and prevent scorpionism.

#### 4.1. Conclusion

According to the current study results, there were two hot zones for scorpion sting in Ardabil Province, one of them was Khalkhal County in the Southern mountainous areas of the province with lower temperature higher altitude, and high rainfall, in comparison with other counties; and the other one was Germe County located in the Northern areas of the province. In addition, due to the coincidence of temperature increase and reduction of rainfall and humidity with the increase of scorpionism, it is expected that the increase of temperature in the next years with regard to the global warming phenomenon, affects the prevalence of scorpionism in the studied province.

#### Acknowledgments

The authors are grateful to the staff of the health centers especially Dr. Mohamad Amani and Mrs. Sarvi and Es-mail Ghorbani.

#### Footnotes

**Authors' Contribution:** Eslam Moradiasl and Davoud Adham co-designed the study, Eslam Moradiasl and Abedin Saghafipour, were the project designers of the research and wrote the manuscript. Hossein Solimanzadeh, Abedin Saghafipour, Hadi Eghbal participated in collecting the data and Eslam Moradi-Asl analyzed the results. All authors read, modified, and approved the final version of the manuscript.

**Funding/Support:** This project has been financially supported by Student Research Committee of Ardabil University of Medical Sciences with project number 4225.

**Ethical Considerations:** This study was approved by the ethics committee of Ardabil University of Medical Sciences (IR.AUMS.REC.1395.21).

#### References

1. Chippaux JP, Goyffon M. Epidemiology of scorpionism: A global appraisal. *Acta Trop.* 2008;**107**(2):71-9. doi: [10.1016/j.actatropica.2008.05.021](https://doi.org/10.1016/j.actatropica.2008.05.021). [PubMed: 18579104].
2. Molaee SM, Ahmadi KA, Vazirianzadeh B, Moravvej SA. A climatological study of scorpion sting incidence from 2007 to 2011 in the Dezful area of southwestern Iran, using a time series model. *J Insect Sci.* 2014;**14**:151. doi: [10.1093/jisesa/ieu013](https://doi.org/10.1093/jisesa/ieu013). [PubMed: 25480967]. [PubMed Central: PMC5633937].
3. Kassiri H, Kassiri A, Shariffard M, Shojaee S, Lotf M, Kasiri E. Scorpion envenomation study in Behbahan County, Southwest Iran. *J Coast Life Med.* 2014;**2**(5):416-20. doi: [10.12980/jclm.2.201414j24](https://doi.org/10.12980/jclm.2.201414j24).
4. Mahshidfar B, Basir Ghafouri H, Yasinzadeh MR, Mofidi M, Rezai M, Farsi D, et al. Demographics of scorpion sting in Iran; A cross sectional study. *Emerg (Tehran).* 2017;**5**(1). e77. doi: [10.22037/emergency.v5i1.18276](https://doi.org/10.22037/emergency.v5i1.18276). [PubMed: 29201959]. [PubMed Central: PMC5703754].
5. Cordeiro FA, Amorim FG, Anjolette FA, Arantes EC. Arachnids of medical importance in Brazil: Main active compounds present in scorpion and spider venoms and tick saliva. *J Venom Anim Toxins Incl Trop Dis.* 2015;**21**:24. doi: [10.1186/s40409-015-0028-5](https://doi.org/10.1186/s40409-015-0028-5). [PubMed: 26273285]. [PubMed Central: PMC4535291].
6. Brito G, Borges A. A checklist of the scorpions of Ecuador (Arachnida: Scorpiones), with notes on the distribution and medical significance of some species. *J Venom Anim Toxins Incl Trop Dis.* 2015;**21**:23. doi: [10.1186/s40409-015-0023-x](https://doi.org/10.1186/s40409-015-0023-x). [PubMed: 26229525]. [PubMed Central: PMC4520211].
7. Vazirianzadeh B, Hossienzadeh M, Moravvej SA, Vazirianzadeh M, Mosavi SA. An epidemiological study on scorpion stings in Lordegan County, south-west of Iran. *Arch Razi Inst.* 2013;**68**(1):71-6.
8. Dehghani R, Fathi B. Scorpion sting in Iran: A review. *Toxicon.* 2012;**60**(5):919-33. doi: [10.1016/j.toxicon.2012.06.002](https://doi.org/10.1016/j.toxicon.2012.06.002). [PubMed: 22750221].
9. Dehghani R, Kamiabi F, Mohammadi M. Scorpionism by Hemiscorpius spp. in Iran: A review. *J Venom Anim Toxins Incl Trop Dis.* 2018;**24**:8. doi: [10.1186/s40409-018-0145-z](https://doi.org/10.1186/s40409-018-0145-z). [PubMed: 29507581]. [PubMed Central: PMC5833132].
10. Jalali A, Rahim F. Epidemiological review of scorpion envenomation in Iran. *Iran J Pharm Res.* 2014;**13**(3):743-56. [PubMed: 25276176]. [PubMed Central: PMC4177636].
11. Mirshamsi O, Sari A, Hosseinie S. History of study and checklist of the scorpion fauna (Arachnida: Scorpiones) of Iran. *Progress Biolog Sci.* 2011;**4**(2):16-23. doi: [10.22059/PBS.2011.24286](https://doi.org/10.22059/PBS.2011.24286).
12. Nazari M, Hajizadeh M. A faunistic study on scorpions and the epidemiology of scorpionism in Bam, southeast of Iran. *Glob J Health Sci.* 2016;**9**(2):177. doi: [10.5539/gjhs.v9n2p177](https://doi.org/10.5539/gjhs.v9n2p177).
13. Pipelzadeh MH, Jalali A, Taraz M, Pourabbas R, Zaremirakabadi A. An epidemiological and a clinical study on scorpionism by the Iranian scorpion Hemiscorpius lepturus. *Toxicon.* 2007;**50**(7):984-92. doi: [10.1016/j.toxicon.2007.07.018](https://doi.org/10.1016/j.toxicon.2007.07.018). [PubMed: 17854855].
14. Dehghani R, Arani MG. Scorpion sting prevention and treatment in ancient Iran. *J Tradit Complement Med.* 2015;**5**(2):75-80. doi: [10.1016/j.jtcme.2014.11.007](https://doi.org/10.1016/j.jtcme.2014.11.007). [PubMed: 26151015]. [PubMed Central: PMC4488100].
15. Shahsavarinia K, Taghizadieh A, Ghaffarzad A, Shariati A, Rahmani F. Epidemiological and clinical status of patients with scorpion sting: Emergency department of Sina hospital in Tabriz-Iran. *J Emerg Pract Trauma.* 2016;**3**(1):18-21. doi: [10.15171/jept.2017.08](https://doi.org/10.15171/jept.2017.08).
16. Najafabadi AT. Applications of GIS in health sciences. *Shiraz E-Med J.* 2009;**10**(4):221-30.
17. Hanafi-Bojd AA, Vatandoost H, Oshaghi MA, Charrahy Z, Haghdoost AA, Zamani G, et al. Spatial analysis and mapping of malaria risk in an endemic area, south of Iran: A GIS based decision making for planning of control. *Acta Trop.* 2012;**122**(1):32-7. doi: [10.1016/j.actatropica.2012.01.003](https://doi.org/10.1016/j.actatropica.2012.01.003). [PubMed: 22245147].

18. Shahi M, Moosavy SH, Hanafi-Bojd AA, Navidpour S, Zare S, Madani A, et al. Spatial distribution of scorpion sting in a high-risk area of southern Iran. *J Med Entomol*. 2016. doi: [10.1093/jme/tjw043](https://doi.org/10.1093/jme/tjw043). [PubMed: [27313168](https://pubmed.ncbi.nlm.nih.gov/27313168/)].
19. El Hidan MA, Touloun O, El Oufir R, Boumezzough A. Epidemiological and spatial analysis of scorpion stings in two regions of Morocco: Marrakesh-Tensift-Al Haouz and Souss-Massa-Draa. *J Coast Life Med*. 2016;4(4):299-304. doi: [10.12980/jclm.4.2016j6-22](https://doi.org/10.12980/jclm.4.2016j6-22).
20. Hui Wen F, Monteiro WM, Moura da Silva AM, Tambourgi DV, Mendonca da Silva I, Sampaio VS, et al. Snakebites and scorpion stings in the Brazilian Amazon: Identifying research priorities for a largely neglected problem. *PLoS Negl Trop Dis*. 2015;9(5). e0003701. doi: [10.1371/journal.pntd.0003701](https://doi.org/10.1371/journal.pntd.0003701). [PubMed: [25996940](https://pubmed.ncbi.nlm.nih.gov/25996940/)]. [PubMed Central: [PMC4440781](https://pubmed.ncbi.nlm.nih.gov/PMC4440781/)].
21. Nejati J, Saghafipour A, Mozaffari E, Keyhani A, Jesri N. Scorpions and scorpionism in Iran's central desert. *Acta Trop*. 2017;166:293-8. doi: [10.1016/j.actatropica.2016.12.003](https://doi.org/10.1016/j.actatropica.2016.12.003). [PubMed: [27923555](https://pubmed.ncbi.nlm.nih.gov/27923555/)].
22. Daneshi S, Rezabeigi S, Razzaghi A, Zeinali M, Arefi S. [The epidemiological analysis of scorpion stings in Kerman 2012-14]. *Pajohande*. 2016;21(1):35-9. Persian.
23. Isazadehfar KH, Eslami L, Entezariasl M. Epidemiology of scorpionism in southwest, Iran, 2008. *Iran J Epidemiol*. 2013;8(4):54-60.
24. Mohammadi YA, Rajabi A, Azarbaksh H, Esmaeilzadeh F, Ghorbani M. [An epidemiological study on scorpion stings in Khuzestan province (Haft Gel region), 2011-2012]. *Sadra Med Sci J*. 2017;3(1). Persian.
25. Mohseni A, Vazirianzadeh B, Hossienzadeh M, Salehcheh M, Moradi A, Moravvej SA. The roles of some scorpions, *Hemiscorpius lepturus* and *Androctonus crassicauda*, in a scorpionism focus in Ramhormoz, southwestern Iran. *J Insect Sci*. 2013;13:89. doi: [10.1673/031.013.8901](https://doi.org/10.1673/031.013.8901). [PubMed: [24219757](https://pubmed.ncbi.nlm.nih.gov/24219757/)]. [PubMed Central: [PMC3835033](https://pubmed.ncbi.nlm.nih.gov/PMC3835033/)].
26. Rafizadeh S, Rafinejad J, Rassi Y. Epidemiology of scorpionism in Iran during 2009. *J Arthropod Borne Dis*. 2013;7(1):66-70. [PubMed: [23785696](https://pubmed.ncbi.nlm.nih.gov/23785696/)]. [PubMed Central: [PMC3684498](https://pubmed.ncbi.nlm.nih.gov/PMC3684498/)].
27. Hosseinasab A, Alidoosti K, Torabinejad M. [Epidemiologic characteristic and predisposing factors of scorpion sting in the south of Kerman province]. *J Med Council Islamic Republic Iran*. 2009;27(3). Persian.