

Association between Environmental Dioxin-Related Toxicants Exposure and Adverse Pregnancy Outcome: Systematic Review and Meta-Analysis

Xinjuan Pan, Ph.D.^{1,2}, Xiaozhuan Liu, Ph.D.^{1,2}, Xing Li, M.D.¹, Nannan Niu, M.D.¹, Xinjuan Yin, M.D.¹, Ning Li, Ph.D.¹, Zengli Yu, Ph.D.^{1*}

1. College of Public Health, Zhengzhou University, Zhengzhou, China

2. Medical College, Henan University of Science and Technology, Luoyang, China

Abstract

Dioxin-related compounds are associated with teratogenic and mutagenic risks in laboratory animals, and result in adverse pregnancy outcomes. However, there were inconsistent results in epidemiology studies. In view of this difference, we conducted a systematic review and meta-analysis to examine this association and to assess the heterogeneity among studies. Comprehensive literature searches were performed to search for relevant articles published in English up to 15 May 2012. In total, we identified 15 studies which included 9 cohort and 6 case control studies. The Cochrane Q test and index of heterogeneity (I^2) were used to evaluate heterogeneity. In either cohort studies ($I^2=0.89$, $p<0.0001$) or case control studies ($I^2=0.69$, $p=0.02$), significant heterogeneity of risk estimates were observed. Subgroup analyses found no significant increased risk of adverse pregnancy outcome with air dioxin-related compounds exposure (RR=0.99, 95% CI:0.85–1.16), no significant increased risk of spontaneous abortion (SAB) with exposure to food dioxin-related compounds (RR=1.05, 95% CI:0.80–1.37), higher significant risks of low birth weight (LBW) with exposure to food dioxin-related compounds (RR=1.55, 95% CI:1.24–1.94), and higher significant risks of birth defects with maternal solid contaminants dioxin exposure (OR=1.24, 95% CI:1.19–1.29). In conclusion, more evidences are needed to confirm the association between environmental dioxin-related compounds exposure and pregnancy outcome.

Keywords: Dioxin, Pregnancy Outcome, Meta-Analysis

Citation: Pan X, Liu X, Li X, Niu N, Yin X, Li N, Yu Z. Association between environmental dioxin-related toxicants exposure and adverse pregnancy outcome: systematic review and meta-analysis. *Int J Fertil Steril*. 2015; 8(4): 351-366.

Introduction

Many dioxin-related toxicants, including the polychlorinated biphenyls (PCBs), polychlorinated dibenzo-p-dioxins (PCDDs), and polychlorinated dibenzofurans (PCDFs) are persistent environmental contaminants. These compounds are characterized by high-affinity binding to the Ah receptor, which are thought to mediate most biological effects by the ligand-Ah receptor complex (1). Dioxin-related toxicants are ubiquitous contaminants of various industrial and combustion processes. They are extremely stable in the environment and have

been classified as a type of known human carcinogen (2). In addition to cancer, dioxin-related toxicants may result in other health hazards, such as impaired or altered thyroid hormone regulation (3), immunological functioning (4), and neurological development (5). Furthermore, experimental studies indicate that exposure to tetrachlorodibenzo-p-dioxin (TCDD) is associated with increased teratogenic and mutagenic risks (6), and it has been linked to a variety of adverse pregnancy effects in animals, including spontaneous abortion (SAB) (7) and preterm birth (8).



Although reproductive effects of dioxin exposure have been reported in numerous experiments of animals, studies of this association in humans are limited, and the conclusions are always equivocal and often controversial. Some epidemiologic studies have demonstrated that exposure to dioxin-related compounds is associated with higher proportions of adverse outcomes including SAB, stillbirth and preterm delivery, fetal growth restriction, and low birth weight (LBW) (9-12). However other epidemiologic studies in humans have not shown such effects. Women in the United States who lived near a horse arena that had been sprayed with dioxin-contaminated oil did not have higher rates of fetal or infant mortality, intrauterine growth retardation, LBW, or birth defects compared with unexposed women (13). Studies conducted in a population living in contaminated areas, such as Vietnam veterans, exposed workers, and those affected by chloracne failed to show an association between TCDD exposure and birth defects (14-19).

The reasons for ambiguous findings in human studies are unknown but likely include the facts that many studies are limited by different methodologies, different endpoints, and small sample size (20). The present study is a meta-analysis relying on published studies in English to explore the relationship between exposure to dioxin-related compounds and adverse pregnancy outcomes. Additionally, our study has focused on general environmental dioxin exposure such as wood preservatives, consuming Swedish east coast fish, food contamination, municipal solid waste incinerator, and chemicals contaminated with TCDD, but not war-related Agent Orange contamination.

Materials and Methods

We followed the Meta-analysis of Observational Studies in Epidemiology (MOOSE) criteria (21) for reporting. The data were extracted from published manuscripts, thus no research ethics board approval was necessary.

Data source

Comprehensive literature searches were performed using the PubMed, Springer, Elsevier Digital Dissertations Databases, Scopus, and ISI web of knowledge for relevant articles published in English up to May 2012. Key words used were: "dioxin" or "TCDD" in conjunction with one of the

following terms "pregnancy outcome", "reproductive outcomes", "pregnancy loss", "preterm delivery", "spontaneous abortion", "SAB", "small for gestational age (SGA)", "SGA", "stillbirth", "low birth weight" and "LBW". We extended our search to review the reference list of retrieved articles and performed a manual search as a supplement. Two investigators carefully examined the full texts of the candidate articles to determine whether they met the inclusion criteria for the systematic review and meta-analysis.

The criteria for admitting articles to this study included: i. case-control studies or cohort studies; ii. data culled from studies in humans; iii. maternal or paternal exposure to dioxin-related compounds; and iv. preterm delivery (birth with gestation of less than 37 weeks); SAB (spontaneous loss of an intrauterine pregnancy at less than 20 weeks gestation); and stillbirth (fetal death that occurred at 20 weeks or greater gestation). LBW was defined as birth weight lower than 2500 g.

Case reports, letters, review articles, and abstracts without full texts were excluded from the analysis. Studies of military Agent Orange exposure that occurred during the Vietnam war and adverse pregnancy outcome in military were not considered because exposure of this population were higher than our focus here on environmental levels of dioxin.

When a study had duplicate publications, only the most inclusive publication was considered. For studies with multiple outcomes, only data concerning adverse pregnancy outcome were included in the analysis.

Data extraction

Two investigators carefully and independently extracted the data. In case of inconsistent valuations, agreements were reached following discussion. For each study, the following characteristics were collected: first author, publication year, country, study period, characteristics of study population (exposed and unexposed/cases and controls), exposure definition/data source and measurement, exposed level, case ascertainment, and study results. The relative risks (RRs) or odds ratios (ORs) were extracted and summarized into a 2×2 table format.

Bias assessment among included studies

Risks of biases in the eligible studies were assessed by two authors according to a checklist described by Shah and Balkhair (22). We evaluated the biases according to criteria for sample selection, exposure assessment, outcome assessment, confounder, analytical, and attrition. Different bias risk levels were classified in each category, which included unable to discern, no bias, low bias, moderate bias, and high bias.

Statistical methods

Review Manager 5.0 (<http://www.cc-ims.net/RevMan>.) was used for data synthesis and draw forest plots. Heterogeneity assumption between studies was examined by the Q-test and index of inconsistency (I^2) (23). A random-effect model using the DerSimonian and Laird method was selected to pool data if there was significant heterogeneity ($p < 0.05$). Otherwise, the fixed-effect model us-

ing the Mantel-Haenszel method was conducted. Publication bias was evaluated through the Begg's test, the Egger asymmetry test, and visual inspection of funnel plots by Stata 8.0 (Stata Corporation, College Station, TX, USA). All p values were for the two-sided test and we considered $p < 0.05$ as statistically significant.

Results

Description of studies

This review included 15 studies. Among the 15 studies identified, there were 9 cohort and 6 case-control studies. The results of the searches and the articles selection log are reported in figure 1. The characteristics of the 15 studies which included first author, year of publication, country, study period, characteristics of the study population, exposure definition/data source and measurement, exposed level, case ascertainment, and study results are reported in tables 1 and 2.

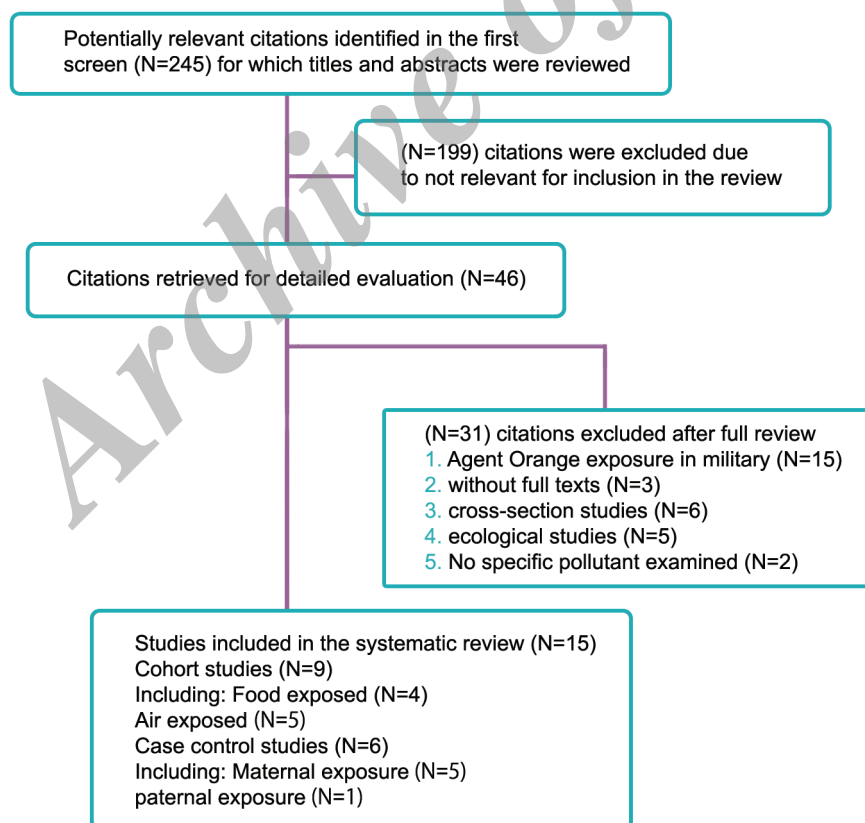


Fig 1: A flow diagram for selecting studies and specific exclusion reasons in this meta-analysis.

Table 1: Summary of cohort studies on the association between dioxin-related toxicants except Agent Orange and adverse pregnancy outcome

First author, year (Country) Study period	Exposed	Unexposed	Exposed level	Exposure definition/data source and measurement	Case ascertainment	Results
Rylander L, 1995 (Sweden) 1973-1991 (24)	65/1501 Swedish east coasts	106/3553 Swedish west coasts	No specific values	Food exposure: eat locally caught fish/national Swedish population register	Low birth weights (<2500 g), exclusion of multiple births and infants with major malformations by Swedish Medical Birth Register	High consumption of contaminated fish from the Baltic Sea associated increased risk for low birth weight
Rylander L, 2000 (Sweden) 1973-1993 (25)	Swedish east coast high intake of POC contaminated fish from the Baltic Sea	Swedish west coast	No specific values	Food exposure: sisters to these fishermen. Sisters who were, or had been, married to a fisherman were excluded/national Swedish population register	LBW, SGA, Stillbirths, Early neonatal deaths (<7 days age), malformations, by Swedish Medical Birth Register	Exposure to POC during childhood and adolescence increased the risk of LBW, but not affect SGA, Stillbirths and other malformations
Small CM, 2007 (US) 1976-1997 (26)	529 women with 1344 potentially exposed pregnancies in Michigan after the accidental contamination of live stocks containing PBBs and PCBs	All 861 women reporting one or more live births or spontaneous abortions in Michigan after the accidental contamination of live stocks containing PBBs and PCBs	PBB (ppb) Reference <1 ppb; Exposed >1 ppb	Food exposure: food contamination/exposures /based on the records of Michigan Department of Public Health	Spontaneous abortions by self-reports	Results do not support an association between exposure to PBBs or PCBs and risk of spontaneous abortion
Tsukimori K, 2008 (Japan) 1968-2004 (11)	122 pregnancies between 1968-1977, 88 pregnancies between 1978-1987, 98 pregnancies between 1988-2003	204 pregnancies before 1968 when Yusho oil incident happened	No specific values	Food exposure: the exposure referring to the Yusho oil incident/exposures based on the records of the Yusho studying group	Spontaneous abortion, preterm birth, pregnancy loss and induced abortion by self-reports	Only in pregnancy in the first 10 years after exposure, the proportions of induced abortion and preterm delivery were significantly increased compared with the proportions in pregnancy before 1968

Dioxin-Related Toxicants Exposure and Adverse Pregnancy Outcome

First author, year (Country) Study period	Exposed	Unexposed	Exposed level	Exposure definition/data source and measurement	Case ascertainment	Results
Vinceti M 2008 (Italy) 2003-2006 (27)	Person-years of 3796.64 women residing and 695.58 workers near the municipal solid waste incinerator	The remaining municipal population	0-10×10 ⁻⁹ µg/m ³	Atmosphere exposure: according to mean annual atmospheric concentrations of, polychlorinated dibenzo-p-dioxin and dibenzofurans	Spontaneous abortion and birth defects by medical records	The study results provide little evidence of an excess risk of adverse pregnancy outcomes in women exposed to emissions from a modern municipal solid waste incinerator
Karmaus W, 1995 (Germany) 1987-1988 (28)	49 exposed pregnancies	507 pregnancies unexposed	Median concentration was 0.5 pg/m ³	Indoor air exposure: women working in daycare centers treated with wood preservatives in the State of Hamburg and its vicinity/employer's liability scheme	Induced abortion, miscarriage, stillbirth, birth length and birth weight from mother's health card	The significant differences between exposed and unexposed were 175 g in birth weight and 2 cm in length
Fitzgerald EF, 1989 (US) 1981-1984 (29)	482 persons who experience electrical transformer fire in Binghamton	The general population	TCDD average 3 ppm; TCDF: average 199 ppm	Air exposure: liability scheme exposure to the toxic contaminants of an electrical transformer fire/group exposure based on vital record	Spontaneous, fetal death, birth weight, congenital malformation from physician survey and hospital records	Infants with low birth weight or congenital malformations were similar to comparison population
Mastroiacovo P, 1988 (Italy) 1977-1982 (30)	2900 infants born between 1978 and 1982 near the accident	12391 infants born the same period not near the accident	A 192.8 µg/m ² B 3 µg/m ² R 0.9 µg/m ²	Air exposure: live in zones A, B, R surrounding the factory and direct exposure to the accident/health surveillance program	Malformation and birth defects by medical records	Failed to demonstrate any increased risk of birth defects associated with TCDD
Schnorr TM,* 2001 (US) 1950s-1960s (31)	247 wives of 281 workers who were exposed to chemicals contaminated with TCDD; 632 pregnancies to workers' wives	215 wives of the referents; 707 pregnancies to referents' wives	Serum TCDD level, exposed 254 ppt; referent: 6 ppt;	Paternal exposure: Occupational exposures (chemical workers who were exposed to TCDD)/exposures based on NIOSH's records	Data on spontaneous abortion and sex ratio by (recognized clinical pregnancies) self-reports	Not find an association between paternal serum TCDD level and spontaneous abortion or sex ratio of offspring in this population

*; Study was not used in meta-analysis because the objects in this study were fathers, POC; Persistent organochlorine compounds, PCB; Polychlorinated biphenyls, PBBs; Polybrominated biphenyls, NIOSH; National Institute for Occupational Safety and Health, TCDD; Tetrachlorodibenzo-p-dioxin, TCDF; Tetrachlorodibenzofuran, LBW; Low birth weight and SGA; Small for gestational age.

Table 2: Summary of case control studies on the association between dioxin-related toxicants except Agent Orange and adverse pregnancy outcome

First author year (country) study period	Exposed	Unexposed	Exposed level	Exposed definition/data source and measurement	Case ascertainment	Results
Dimich-ward H, 1996 (Canada) 1952-1988 (32)	4302 cases of low birth weight, prematurity, stillbirths, or neonatal deaths. And 942 other birth defect cases	5 referents matched per case according to year of birth and gender	Cumulative hours of exposure to chlorophenates	Paternal exposure: occupational exposures (worked for sawmills where chlorophenate wood preservatives had been used)/, based on personal records	All types of birth defects by self-reports and examinations	No associations were found for low birth weight, prematurity, stillbirths, or neonatal deaths. exposure increased the risk for developing congenital anomalies of the eye and anencephaly or spina bifida and congenital anomalies of genital organs
Orr M, 2002 (US) 1983-1988 (33)	13938 minority infants with major structural birth defects whose mothers resided in selected counties at the time of delivery	14463 minority infants without birth defect who were randomly selected from the same birth cohort as the case subjects	No specific values	Maternal exposure: environmental pollution (shared the same tract as the hazardous waste sites during the time of delivery)/ exposures based on the data listed in EPA's computerized database	All types of birth defects by CBDMP's records	Potential expose to low volatile organic compounds associated with anencephaly
Eskenazi B,* 2003 (US) 1996-1998 (17)	Spontaneous abortions, and small for gestational age in 888 total pregnancies	Not spontaneous abortions, and not small for gestational age in 888 total pregnancies	Maternal Serum TCDD levels: median (IQR) 46.6 ppt (24.3–104.0)	Maternal exposure: Chemical factory explosion/exposures based on former study's records	Spontaneous abortions, birth weight, and small for gestational age by self-reports and medical reports	There was no association of log10 TCDD with SAB, with birth weight, or with SGA
Kuehn CM, 2007 (US) 1997-2001 (34)	63006 infants with malformations occurrences in Washington State	315030 infants randomly Selected without malformations in Washington State during the same years	No specific values	Maternal exposure: Distance between maternal residence and nearest hazardous waste site was measured using GIS software. / exposures based on CSCS Report conducted by the WADOE	All types of malformations by hospital discharged reports offered by the BERD	Relative to living >5 miles from a site, living <5 miles was associated with increased risk of any malformations in offspring

First author, year(Country) Study period	Exposed	Unexposed	Exposed level	Exposure definition/data source and measurement	Case ascertainment	Results
Vinceti M, 2009 (Italy) 1998-2006 (35)	228 births and induced abortions with diagnosis of congenital anomalies in a community resides in the city of Reggio Emilia (Italy), in which a municipal solid waste incinerator with a capacity of . 70,000 tons/y is located	A randomly selected living birth without diagnosis of malformations during the same year to women residing in the Reggio Emilia municipality , referred to the same hospital and born in the same year of the matched "case" mother	0.5~1.0 ug/m ³	Maternal exposure: exposure to the emissions from a municipal solid waste incinerator/exposures based on estimation with the support of GIS data	All types of malformations by records form RMER and the Eurocat program	Do not lend support to the hypothesis that the environmental contamination occurring around an incineration plant may induce major teratogenic effects
Cordier S,* 2010 (France) 2001-2003 (36)	304 infants with urinary tract birth defects diagnosed in the Rhône-Alpes region	A random sample of 226 population controls frequency-matched for infant sex and year and district of birth.	Median exposures were 3.0×10 ⁻³ pg/m ³ and 1.7×10 ⁻⁵ pg/m ³ , respectively.	Maternal exposure: Exposure to dioxin in early pregnancy at the place of residence./ exposures based on records of the operator or a public body, during the relevant time period, yet on a global metal emission score assigned by an expert group	All types of urinary tract birth defects by self-reports	Risk was increased for mothers exposed to dioxin above the median (OR 2.95, 95% CI: 1.47 to 5.92)

*; Study was not used in meta-analysis because of no available data (Dimich-ward et al. (32), Eskenazi et al. (17)) or limitation in special birth defects (Cordier et al. (36)). CBDMP; California birth defects monitoring program, GIS; Geographic information systems, CSCS; Confirmed and suspected contaminated sites report, WADOE; Washington state department of ecology, BERD; Birth events records database, RMER; Registry of congenital malformations of the Emilia-Romagna Region, EPA; Environmental Protection Agency, TCDD; Tetrachlorodibenzo-p-dioxin, SAB; Spontaneous abortion and SGA; Small for gestational age.

Quality of included studies

The results of bias assessment of the included studies are shown in table 3. From the 15 studies, 6 had an overall moderate risk of bias and 9 had a low risk of bias. Moderate risk of bias was assigned mostly due to indirect exposure assessment methods used in these studies (22). Various exposure sources and exposure styles were reported on by the different studies, however, the majority exposure components were

dioxin or dioxin-like compounds.

Test of heterogeneity

Review Manager 5.0 was used to test the heterogeneity of the 9 cohort and 6 case-control studies. In either the cohort ($p < 0.0001$) or case-control ($p = 0.02$) studies, we noted significant heterogeneity of the risk estimates as shown in table 4. The I^2 was 0.89 for cohort studies and 0.69 for case-control studies.

Table 3: Risk of bias assessments of included studies

Authors	Confounders adjusted	Risk of biases						
		Selection	Exposure assessment	Outcome assessment	Confounder adjustment	Analytical	Attrition	Overall
Rylander et al. (24)	Year of birth, gender, maternal age, parity, marital status, and smoking habits in early pregnancy	Low	Moderate	Low	None	None	Can't tell	Moderate
Rylander et al. (25)	Gender, maternal age, parity, and smoking habits in early pregnancy	Low	Moderate	Low	None	None	None	Moderate
Small et al. (26)	Maternal age at conception, age at menarche, and prior infertility	Moderate	None	Low	Low	None	None	Low
Tsukimori et al. (11)	Age at delivery	Low	None	Low	Low	None	Low	Low
Vinceti et al. (35)	Age and calendar year	Low	Moderate	None	Low	Low	Low	Moderate
Karmaus et al. (28)	Height and weight of the mothers, occupational conditions, smoking, alcohol consumption, gestational age, parity, complications	Low	Low	None	None	None	None	Low
Fitzgerald et al. (29)	Age, occupation, sex, race	None	Low	None	Low	Low	None	Low
Mastroiacovo et al. (30)	Prenatal history, birth order, parental age, parental occupation, parental chronic diseases, and family history	Low	Low	None	Low	Low	Can't tell	Low
Schnorr et al. (31)	Maternal age, Hispanic ethnicity, and thyroid disease medication, mother's education and father's race.	Low	None	Low	None	None	Moderate	Low
Dimich-ward et al. (32)	Gender, mother's age, father's age, birth year	Moderate	Low	Low	Low	None	Can't tell	Moderate

Authors	Confounders adjusted	Risk of biases						
		Selection	Exposure assessment	Outcome assessment	Confounder adjustment	Analytical	Attrition	Overall
Orr et al. (33)	Racial/ethnic group, child's sex, maternal age, prenatal care	Low	Moderate	Low	Low	Low	Low	Moderate
Eskenazi et al. (17)	Maternal age, education, maternal smoking, and alcohol use, previous parity, history of low birth weight, and spontaneous abortion, body mass index, height, maternal weight gain, gestational age, infant's sex, and years from pregnancy to interview	Low	None	None	None	None	Low	Low
Kuehn et al. (34)	Maternal and paternal age, maternal smoking and alcohol consumption during pregnancy, prior fetal death, race/ethnicity, maternal education, marital status, parental employment, urban vs. rural residence.	None	Moderate	None	None	None	Low	Moderate
Vinceti et al. (35)	Maternal age and education	Low	Low	Low	Low	None	Low	Low
Cordier et al. (36)	Infant sex, year, district of birth, socioeconomic characteristics, mother's residence, maternal age, parental geographical origin, educational level, employment status, treatment for chronic disease, folic acid supplementation, history of urinary tract birth defects, parity, obesity, tobacco and alcohol use, family history	Low	Low	Low	none	None	Low	Low

Table 4: Summary of estimates of risk and heterogeneity in overall and sub-group analysis

Subgroup	Numbers of studies	Summary OR or RR (95% CI)	Measure of heterogeneity			Analysis
			Q-value	P value	I ²	Model
Study design						
Cohort studies	9	1.23 (0.91, 1.67)	69.63	0.0001	0.89	RE
Case control studies ^A	4	1.30 (1.09, 1.56)	9.56	0.02	0.69	RE
Cohort studies						
Air dioxin-related toxicants exposure and adverse pregnancy outcome	4	0.99 (0.85, 1.16)	4.17	0.24	0.28	FE
Food dioxin-related toxicants exposure and						
Spontaneous abortion	2	1.05 (0.80, 1.37)	1.30	0.25	0.23	RE
Low birth weight	2	1.55 (1.24, 1.94)	0.41	0.52	0	RE
Case control studies						
Maternal solid contaminants dioxin exposure and birth defects	3	1.24 (1.19, 1.29)	1.52	0.47	0	FE

RE; Random-effect model, FE; Fixed-effect model, I²; Index of inconsistency and ^A; Cannot extract effective data from two studies [Dimich-Ward et al. (32), Eskenazi et al. (17)].

Subgroup analysis

Significant heterogeneities were observed in both cohort and case control studies, which could possibly be attributed to the differences in population under investigation, exposure source, exposed level, and pregnancy outcome. Thus, further subgroup analyses were needed. The heterogeneity tests of subgroups are shown in table 4. As seen in table 4 and figure 2A-D, we found no significant increased risk of adverse pregnancy outcome

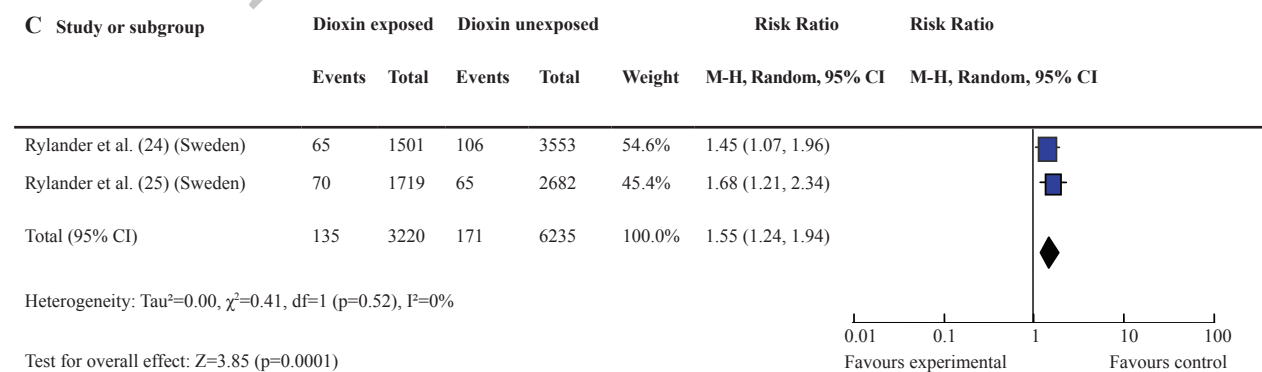
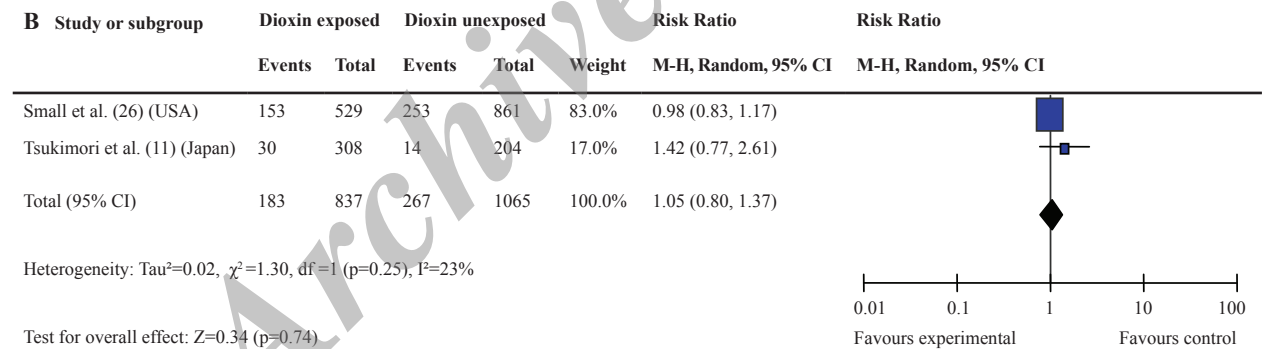
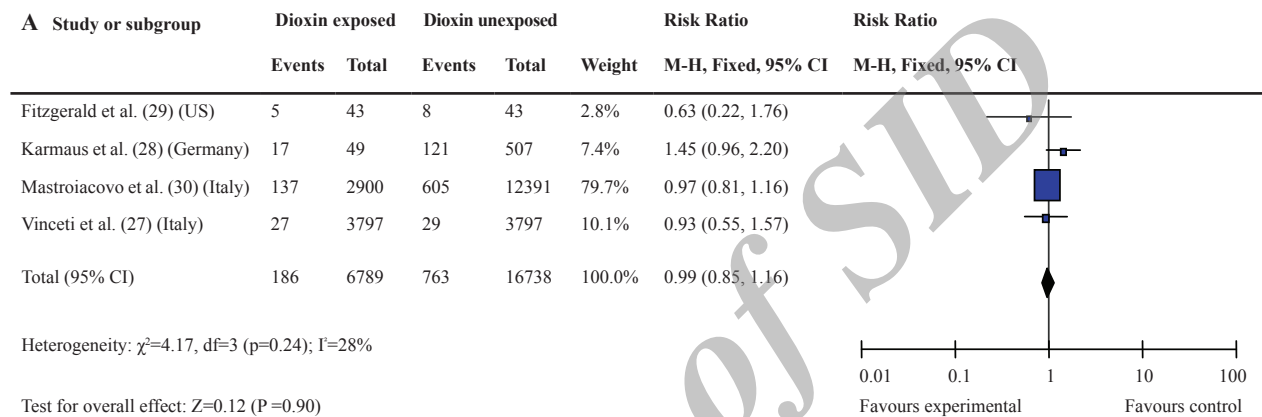
with exposure to air dioxin-related compounds (RR=0.99, 95% CI:0.85-1.16, Fig 2A). There was no significant increased risk of SAB with food dioxin-related compounds (RR=1.05, 95% CI: 0.80-1.37, Fig 2B). However there was a significantly increased risk noted in LBW to food dioxin-related compounds (RR=1.55; 95% CI: 1.24-1.94, Fig 2C) and in birth defects with maternal exposure to solid contaminants dioxin (OR=1.24; 95% CI:1.19-1.29, Fig 2D).

Sensitivity analyses and publication bias

Sensitivity analyses were conducted to assess whether each individual study affected the final results. These analyses suggested that no individual study affected the results in all subjects using the exclusion method step by step (data not shown).

Funnel plots of all studies revealed no asym-

metrical distribution of ORs or RRs (Fig 3 A-C), which suggested no significant publication bias in the overall studies (Egger's test: $t=-1.98$, $p=0.073$). When studies were stratified by study design, the funnel plots and Egger's test also indicated no publication bias among either case-control (Egger's test: $t=-0.98$, $p=0.360$) or cohort (Egger's test: $t=-1.72$, $p=0.228$) studies.



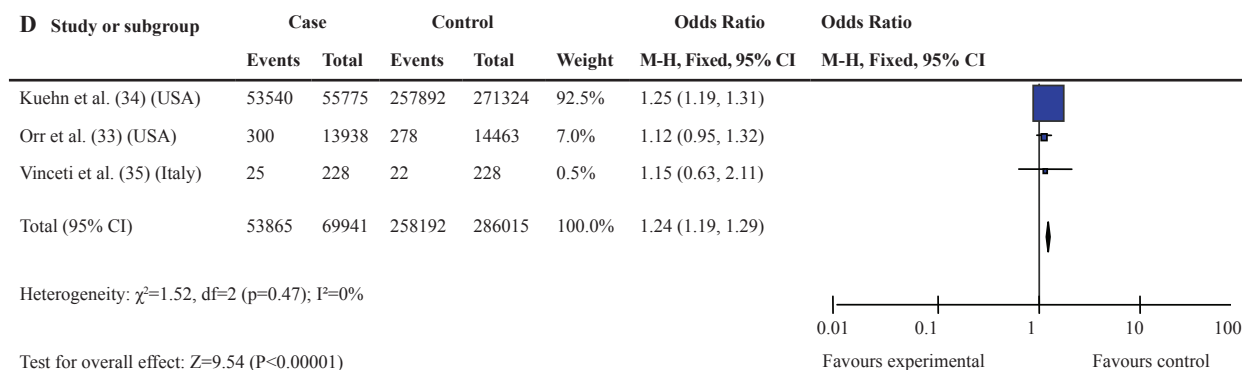


Fig 2: Forest plots for subgroup analysis. A. Forest plots for the association between air dioxin exposure and adverse pregnancy outcome in cohort studies. B. Forest plots for the association between food dioxin exposure and spontaneous abortion in cohort studies. C. Forest plots for the association between food dioxin exposure and low birth weight in cohort studies. D. Forest plots for the association between maternal solid contaminants dioxin exposure and birth defects in case control studies.

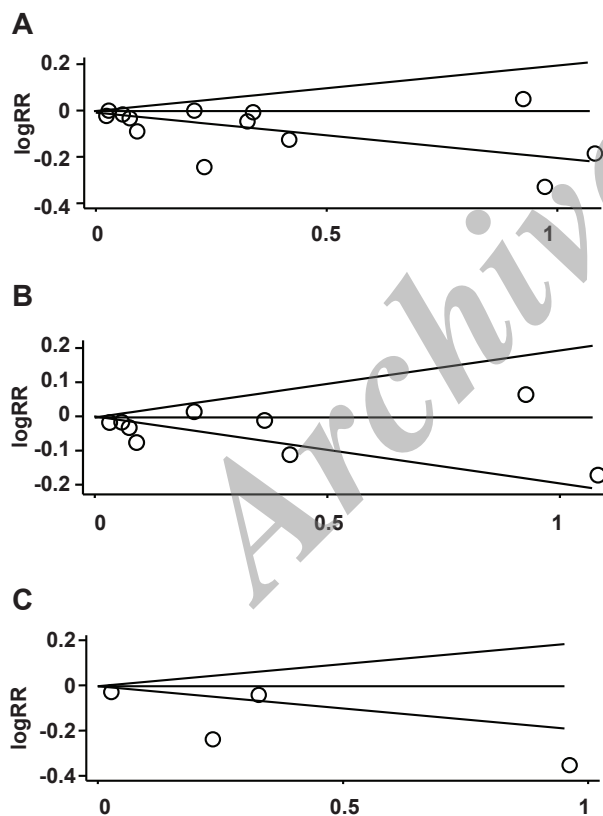


Fig 3: Funnel plots for dioxin exposure and adverse pregnancy outcomes (Begg's funnel plot with pseudo 95% confidence limits). A. overall studies, B. cohort studies and C. case control studies.

Discussion

Principal findings

In this systematic review of 15 studies, we identified variable effects of exposure to dioxin-related compounds on adverse pregnancy outcome which included LBW, SAB, SGA, stillbirth, and birth defects. There was an association between exposures to food dioxin-related toxicants with LBW; maternal exposure to solid contaminants dioxin was associated with birth defects. The association between exposure to dioxin-related toxicants and other adverse pregnancy outcomes was inconclusive. Hence, investigation of the effect of dioxin exposure on adverse pregnancy outcomes is challenging, and further studies with improved methodologies are needed to establish or refute an associative relationship.

In 2002, Ngo et al. (37) systematically reviewed studies of parental exposure to Agent Orange, dioxin-contaminated defoliants which used in Vietnam War, which appeared to be associated with an increased risk of birth defects. However, their study had a significant heterogeneity of effects across study populations. Their conclusion was based on 11 Vietnamese cohort and cross-sectional studies and 6 non-Vietnamese cohort studies, which suggested that the subjects had a specific higher-level of dioxin exposure. In their 2008 systematic review of 7 studies about the association between paternal exposure to Agent Orange and spina bifida, Ngo et

al. (38) concluded that paternal exposure to Agent Orange was associated with increased risk of spina bifida, however when analyzed according to the study design, the association was not statistically significant for the cohort studies.

Strength and weakness of the review

Epidemiologic studies of the association between exposure to TCDD or related compounds (e.g., other dioxins, furans, and dioxin-like PCBs) and pregnancy outcome in humans are inconsistent - probably due to limitations incurred by inadequate methodology, inappropriate endpoints, and small sample size, among other reasons. However, meta-analyses have the advantages that increase statistical power by pooling the results from small individual studies and also permit examination of the variability between studies (39).

This review also has some limitations. We restricted our searches to English publications due to the scope of information that might not be available in other languages. We did not include gray literature, abstracts, conference articles, and proceedings in this systematic review. The methodology quality of included studies was assessed solely according to the description by Shah and Balkhair (22). However, a number of internal validity or "risk of bias" tools have been developed for observational studies (40-43) and the Agency for Healthcare Research and Quality has released recent guidance on this topic (44). In addition, none of the included studies assessed impact based on only TCDD toxicity. Research on the health effects of TCDD needs to consider not only TCDD but also other factors such as moisture, temperature and nutrition, etc. (22, 45, 46). Thus, it is important to take into account these limitations when considering the conclusions of this review.

Potential non-causal explanations

There were likely multiple reasons for the failure to find an association between exposure to dioxin-related compounds and adverse pregnancy outcomes in humans.

Compared to experimental studies, investigative studies in humans are not like adult animals who are better equipped to combat dioxin exposure. Mocarelli et al. (47) described a permanent reduction in sperm quality in men exposed to

TCDD prior to puberty. Numerous studies have demonstrated that males can confer a risk of pre-term birth, pre-eclampsia and other adverse pregnancy outcomes to their partners, (48, 49) though the mechanisms have not been established. However, animal models clearly demonstrate that early life (in utero) toxicant exposures do have adult reproductive effects (50, 51). Thus, there exists the possibility in humans that the timing of exposure is critical, but difficult to assess with regard to subsequent pregnancy outcome.

Second, but equally important, emerging studies indicate that TCDD exposure alters the impact of a subsequent environmental stressor (i.e., infection) (52). Therefore, a TCDD associated adverse outcome in pregnancy may not be noted if the mother is otherwise healthy, but may only become a risk if a secondary stressor is present. Additionally, adverse pregnancy outcome such as LBW, SAB or SGA have varied and multiple etiologies and pathogenesis.

Potential bias such as selection and measurement bias, confounding, and publication bias exist in all meta-analyses, particularly in observational studies.

Because of different exposure states, different exposure sources, commonality of exposure, and the lack of using biomarkers to measure individual exposure, it is possible that some individuals had either minimal or no TCDD exposure level, which might entail further exposure misclassification bias. In some studies, the assessment of exposure was made based on groups of study participants according to their residential location, workplace or intake of TCDD contaminated food history. Some studies used the address at the time delivery to characterize a mother's exposure and did not take into account a mother's residential history, which might also lead to exposure misclassification. Based solely on one single address, the exposure estimated in those studies could only partially reflect an individual's true exposure. Furthermore, the assessment of exposure and outcome in some studies has been made largely through interviewing parent(s) at the time of data collection, which generally occurred 10 years or more after exposure. This approach is known to miss those who died in both exposed and non-exposed groups, and can introduce survival bias. Some other studies identified only certain specific, but not all, adverse

pregnancy outcomes which were of interest. These methods of data collection inevitably excluded malformed cases, which were not known by their parents. This type of bias would have underestimated, not overestimated, the risk of dioxin and adverse pregnancy outcome.

Possible mechanism

It is impossible to explain the mechanism of the association between exposure to dioxin-related toxicants and adverse pregnancy outcomes in this systematic review. However, a large number of previous animal studies indicate that TCDD is associated with a developmental syndrome that involves hydronephrosis, cleft palate, and fetal thymic atrophy in mice (53), and increased fetal loss and reduction in birth weight in experimental studies in rodents and monkeys (7, 54-58). Meanwhile, large experimental studies demonstrate that the toxic effects of TCDD are mediated by aryl hydrocarbon receptor (AhR). TCDD is the most potent activator of AhR. The activated AhR has been described to cause toxic effects reminding symptoms of vitamin A depletion such as respiratory tract and bile duct keratinization, dermal and epithelial lesions, thymus atrophy, immunodeficiency or impaired reproduction (59, 60). Some studies suggest that there are interactions between AhR ligands and the retinoid transport system, metabolism and signaling because it has been described that at least some of the negative effects caused by AhR ligands in TCDD exposed animals can be compensated by supplementation with vitamin A (59, 61). We speculate that the reason of intaking TCDD contaminated fish and Yusho oil had no association with SAB maybe partly because fish and oil are rich in vitamin A.

Conclusion

The association between exposure to environmental dioxin-related toxicants, with the exception of Agent Orange, and pregnancy outcome is inconclusive. Thus, examination of dioxin exposure and pregnancy outcome is challenging. The biological mechanism of this association and methodological limitations of the studies warrant the consideration of conducting large-scale, well-designed studies in the future. Future studies need to include biological

measures of exposure.

Acknowledgements

This work was supported by the National Natural Science Foundation of China, Nos. 81370779, 81170630 and U1204804. We declare that we have no conflict of interest.

References

1. Hooper K, Clark GC. Workshop on perinatal exposure to dioxin-like compounds. VI. Role of biomarkers. *Environ Health Perspect.* 1995; 103 Suppl 2: 161-167.
2. IARC Working Group on the Evaluation of Carcinogenic Risks to Humans, World Health Organization. Polychlorinated dibenzo-para-dioxins and polychlorinated dibenzofurans. France: IARC Press; 1997; 69; 333-343.
3. Pluim HJ, de Vijlder JJ, Olie K, Kok JH, Vulsma T, van Tijn DA, et al. Effects of pre- and postnatal exposure to chlorinated dioxins and furans on human neonatal thyroid hormone concentrations. *Environ Health Perspect.* 1993; 101(6): 504-508.
4. Tryphonas H. The impact of PCBs and dioxins on children's health: immunological considerations. *Can J Public Health.* 1998; 89 Suppl 1: S49-52.
5. Huisman M, Koopman-Esseboom C, Fidler V, Hadders-Algra M, van der Paauw CG, Tuinstra LG, et al. Perinatal exposure to polychlorinated biphenyls and dioxins and its effects on neonatal neurological development. *Early Hum Dev.* 1995; 41(2): 111-127.
6. Giavini E, Prati M, Vismara C. Rabbit teratology study with 2,3,7,8-tetrachlorodibenzo-para-dioxin. *Environ Res.* 1982; 27(1): 74-78.
7. Bjerke D, Sommer RJ, Moore RW, Peterson RE. Effects of in utero and lactational 2,3,7,8-tetrachlorodibenzo-p-dioxin exposures on responsiveness of the male rat reproductive system to testosterone stimulation in adulthood. *Toxicol Appl Pharmacol.* 1994; 127(2): 250-257.
8. Ding T, McConaha M, Boyd KL, Osteen KG, Bruner-Tran KL. Developmental dioxin exposure of either parent is associated with an increased risk of preterm birth in adult mice. *Reprod Toxicol.* 2011; 31(3): 351-358.
9. Guo YL, Lambert GH, Hsu CC. Growth abnormalities in the population exposed in utero and early postnatally to polychlorinated biphenyls and dibenzofurans. *Environ Health Perspect.* 1995; 103 suppl 6: 117-122.
10. Revich B, Aksel E, Ushakova T, Ivanova I, Zhuchenko N, Klyuev N, et al. Dioxin exposure and public health in Chapaevsk, Russia. *Chemosphere.* 2001; 43(4-7): 951-966.
11. Tsukimori K, Tokunaga S, Shibata S, Uchi H, Nakayama D, Ishimaru T, et al. Long-term effects of polychlorinated biphenyls and dioxins on pregnancy outcomes in women affected by the Yusho incident. *Environ Health Perspect.* 2008; 116(5): 626-630.
12. Yu ML, Guo YL, Hsu CC, Rogan WJ. Menstruation and reproduction in women with polychlorinated biphenyl (PCB) poisoning: long-term follow-up interviews of the women from the Taiwan Yucheng cohort. *Int J Epidemiol.* 2000; 29(4): 672-677.
13. Stockbauer JW, Hoffman RE, Schramm WF, Edmonds LD. Reproductive outcomes of mothers with potential exposure to 2,3,7,8-tetrachlorodibenzo-p-dioxin. *Am J Epidemiol.* 1988; 128(2): 410-419.
14. Thomas HF. 2, 4, 5-T use and congenital malformations rates in Hungary. *Lancet.* 1980; 2: 214-215.

15. Hanify JA, Metcalf P, Nobbs CL, Worsley KJ. Aerial spraying of 2,4,5-T and human birth malformations: an epidemiological investigation. *Science*. 1981; 212 (4492): 349-351.
16. Smith AM, Fisher DO, Pearce N, Chapman CJ. Congenital defects and miscarriages among New Zealand 2,4,5-T sprayers. *Arch Environ Health*. 1982; 37(8): 197-200.
17. Eskenazi B, Mocarelli P, Warner M, Chee WY, Gerthoux PM, Samuels S, et al. Maternal serum dioxin levels and birth outcomes in women of Seveso, Italy. *Environ Health Perspect*. 2003; 111(7): 947-953.
18. Michalek JE, Rahe AJ, Boyle CA. Paternal dioxin, preterm birth, intrauterine growth retardation, and infant death. *Epidemiology*. 1998; 9(2): 161-167.
19. Friedman J. Does Agent Orange cause birth defects?. *Teratology*. 1984; 29(2): 193-221.
20. Sharara FI, Seifer DB, Flaws JA. Environmental toxicants and female reproduction. *Fertil Steril*. 1998; 70(4): 613-622.
21. Stroup DF, Berlin JA, Morton SC, Olkin I, Williamson GD, Rennie D, et al. Meta-analysis of observational studies in epidemiology: a proposal for reporting. Meta-analysis Of Observational Studies in Epidemiology (MOOSE) group. *JAMA*. 2000; 283(15): 2008-2012.
22. Shah PS, Balkhair T; Knowledge Synthesis Group on Determinants of Preterm/LBW births. Air pollution and birth outcomes: A systematic review. *Environ Int*. 2011; 37(2): 498-516.
23. Higgins JP, Thompson SG, Deeks JJ, Altman DG. Measuring inconsistency in meta-analyses. *BMJ*. 2003; 327(7414): 557-560.
24. Rylander L, Stromberg U, Hagmar L. Decreased birth-weight among infants born to women with a high dietary intake of fish contaminated with persistent organochlorine compounds. *Scand J Work Environ Health*. 1995; 21(5): 368-375.
25. Rylander L, Stromberg U, Hagmar L. Lowered birth weight among infants born to women with a high intake of fish contaminated with persistent organochlorine compounds. *Chemosphere*. 2000; 40(9-11): 1255-1262.
26. Small CM, Cheslack-Postava K, Terrell M, Blanck HM, Tolbert P, Rubin C, et al. Risk of spontaneous abortion among women exposed to polybrominated biphenyls. *Environ Res*. 2007; 105(2): 247-255.
27. Vinceti M, Malagoli C, Teggi S, Fabbi S, Goldoni C, De Girolamo G, et al. Adverse pregnancy outcomes in a population exposed to the emissions of a municipal waste incinerator. *Sci Total Environ*. 2008; 407(1): 116-121.
28. Karmaus W, Wolf N. Reduced birth weight and length in the offspring of females exposed to PCDFs, PCP, and lindane. *Environ Health Perspect*. 1995; 103(12): 1120-1125.
29. Fitzgerald EF, Weinstein AL, Youngblood LG, Standfast SJ, Melius JM. Health effects three years after potential exposure to the toxic contaminants of an electrical transformer fire. *Arch Environ Health*. 1989; 44(4): 214-221.
30. Mastroiacovo P, Spagnolo A, Marni E, Meazza L, Bertollini R, Segni G, et al. Birth defects in the Seveso area after TCDD contamination. *JAMA*. 1988; 259(11): 1668-1672.
31. Schnorr TM, Lawson CC, Whelan EA, Dankovic DA, Deddens JA, Piacitelli LA, et al. Spontaneous abortion, sex ratio, and paternal occupational exposure to 2,3,7,8-tetrachlorodibenzo-p-dioxin. *Environ Health Perspect*. 2001; 109(11): 1127-1132.
32. Dimich-Ward H, Hertzman C, Teschke K, Hershler R, Marion SA, Ostry A, et al. Reproductive effects of paternal exposure to chlorophenolate wood preservatives in the sawmill industry. *Scand J Work Environ Health*. 1996; 22(4): 267-273.
33. Orr M, Bove F, Kaye W, Stone M. Elevated birth defects in racial or ethnic minority children of women living near hazardous waste sites. *Int J Hyg Environ Health*. 2002; 205(1-2): 19-27.
34. Kuehn CM, Mueller BA, Checkoway H, Williams M. Risk of malformations associated with residential proximity to hazardous waste sites in Washington State. *Environ Res*. 2007; 103(3): 405-412.
35. Vinceti M, Malagoli C, Fabbi S, Teggi S, Rodolfi R, Garavelli L, et al. Risk of congenital anomalies around a municipal solid waste incinerator: a GIS-based case-control study. *Int J Health Geogr*. 2009; 8: 8.
36. Cordier S, Lehebel A, Amar E, Anzivino-Viricel L, Hours M, Monfort C, et al. Maternal residence near municipal waste incinerators and the risk of urinary tract birth defects. *Occup Environ Med*. 2010; 67(7): 493-499.
37. Ngo AD, Taylor R, Roberts CL, Nguyen TV. Association between Agent Orange and birth defects: systematic review and meta-analysis. *Int J Epidemiol*. 2006; 35(5): 1220-1230.
38. Ngo AD, Taylor R, Roberts CL. Paternal exposure to Agent Orange and spina bifida: a meta-analysis. *Eur J Epidemiol*. 2010; 25(1): 37-44.
39. Egger M, Smith GD. Principles and procedures for systematic reviews. In: Egger M, Smith GD, Altman DG, editors. *Systematic reviews in health care, meta-analysis in context*. 2nd ed. London: BMJ; 2001; 285-312.
40. CLARITY Group at McMaster University. Tools to assess risk of bias in cohort and case control studies; randomized controlled trials; and longitudinal symptom research studies aimed at the general population. 2013. Available from: <http://www.evidencepartners.com/resources>. (24 May 2013).
41. Genaidy AM, Lemasters GK, Lockey J, Succop P, Deddens J, Sobeih T, et al. An epidemiological appraisal instrument—a tool for evaluation of epidemiological studies. *Ergonomics*. 2007; 50(6):920-960.
42. Navas-Acien A, Guallar E, Silbergeld EK, Rothenberg SJ. Lead exposure and cardiovascular disease—a systematic review. *Environ Health Perspect*. 2007; 115(3): 472-482.
43. Shamliyan TA, Kane RL, Ansari MT, Raman G, Berkman ND, Grant M, et al. Development of quality criteria to evaluate nontherapeutic studies of incidence, prevalence or risk factors of chronic diseases: Pilot study of new checklists. USA: AHRQ; 2011.
44. Viswanathan M, Ansari MT, Berkman ND, Chang S, Hartling L, McPheeters M, et al. Assessing the risk of bias of individual studies in systematic reviews of health care interventions. USA: AHRQ; 2012. Available from: http://www.effectivehealthcare.ahrq.gov/ehc/products/322/998/MethodsGuideforCERs_Viswanathan_IndividualStudies.pdf. (24 May 2013).
45. Slama R, Darrow L, Parker J, Woodruff TJ, Strickland M, Nieuwenhuijsen M, et al. Meeting report: atmospheric pollution and human reproduction. *Environ Health Perspect*. 2008; 116(6): 791-798.
46. Woodruff TJ, Parker JD, Adams K, Bell ML, Gehring U, Glinianaia S, et al. International Collaboration on Air Pollution and Pregnancy Outcomes (ICAPPO). *Int J Environ Res Public Health*. 2010; 7(6): 2638-2652.
47. Mocarelli P, Gerthoux PM, Patterson DG Jr, Milani S, Limonta G, Bertona M, et al. Dioxin exposure, from infancy through puberty, produces endocrine disruption and affects human semen quality. *Environ Health Perspect*. 2008; 116(1): 70-77.
48. Palomar L, DeFranco EA, Lee KA, Allsworth JE, Muglia LJ. Paternal race is a risk factor for preterm birth. *Am J*

- Obstet Gynecol. 2007; 197(2): 152.e1-7.
49. Wikstrom AK, Gunnarsdottir J, Cnattingius S. The paternal role in pre-eclampsia and giving birth to a small for gestational age infant; a population-based cohort study. *BMJ Open*. 2012; 2(4), pii: e001178.
 50. Manikkam M, Tracey R, Guerrero-Bosagna C, Skinner MK. Dioxin (TCDD) induces epigenetic transgenerational inheritance of adult onset disease and sperm epimutations. *PLoS One*. 2012; 7(9): e46249.
 51. Bruner-Tran KL, Osteen KG. Developmental exposure to TCDD reduces fertility and negatively affects pregnancy outcomes across multiple generations. *Reprod Toxicol*. 2011; 31(3): 344-350.
 52. Jin GB, Moore AJ, Head JL, Neumiller JJ, Lawrence BP. Aryl hydrocarbon receptor activation reduces dendritic cell function during influenza virus infection. *Toxicol Sci*. 2010; 116(2): 514-522.
 53. Birnbaum LS, Tuomisto J. Non-carcinogenic effects of TCDD in animals. *Food Addit Contam*. 2000; 17(4): 275-288.
 54. Courtney KD. Mouse teratology studies with chlorodibenzop-dioxins. *Bull Environ Contam Toxicol*. 1976; 16(6): 674-681.
 55. McNulty W. Fetocidal and teratogenic actions of TCDD. In: Lowrance WW, editor. *Public Health Risks of the Dioxins*. New York: Willam Kaufman, Inc; 1984; 245-253.
 56. Murray FJ, Smith FA, Nitschke KD, Humiston CG, Kociba RJ, Schwetz BA. Three-generation reproduction study of rats given 2,3,7,8-tetrachlorodibenzo-p-dioxin (TCDD) in the diet. *Toxicol Appl Pharmacol*. 1979; 50(2): 241-252.
 57. Nau H, Bass R, Neubert D. Transfer of 2,3,7,8-tetrachlorodibenzo-p-dioxin (TCDD) via placenta and milk, and postnatal toxicity in the mouse. *Arch Toxicol*. 1986; 59(1): 36-40.
 58. Umbreit T, Hesse E, Gallo M. Reproductive toxicity in female mice of dioxin-contaminated soils from a 2, 4, 5-trichlorophenoxyacetic acid manufacturing site. *Arch Environ Contam Toxicol*. 1987; 16(4): 461-466.
 59. Nilsson CB, Hakansson H. The retinoid signaling system-A target in dioxin toxicity. *Crit Rev Toxicol*. 2002; 32(3): 211-232.
 60. Simms W, Ross PS. Vitamin A physiology and its application as a biomarker of contaminant-related toxicity in marine mammals: a review. *Toxicol Ind Health*. 2000; 16(7-8): 291-302.
 61. Yang YM, Huang DY, Liu GF, Zhong JC, Du K, Li YF, et al. Effects of 2, 3, 7, 8-tetrachlorodibenzo-beta-dioxin on vitamin A metabolism in mice. *J Biochem Mol Toxicol*. 2005; 19(5): 327-335.
-