

Optimization of Fermentation Conditions to Enhance Cytotoxic Metabolites Production by *Bacillus velezensis* Strain RP137 from the Persian Gulf

Roya Pournajati and Hamid Reza Karbalaei-Heidari *

Molecular Biotechnology Laboratory, Department of Biology, Faculty of Science, Shiraz University, Shiraz, Iran

Abstract

Background: Isolation, introduction and producing bioactive compounds from bacteria, especially marine bacteria, is an attractive research area. One of the main challenges of using these metabolites as drug and their industrialization is the optimization of production conditions.

Methods: In the present study, the response surface methodology was applied to optimize the production of a cytotoxic extract (C-137-R) by *Bacillus velezensis* (*B. velezensis*) strain RP137. Initially, among the three carbon and three nitrogen sources, rice starch and potassium nitrate were selected as the best, with cell toxicity equal to IC₅₀=54.4 and 45.1 $\mu\text{g}/\text{ml}$ in human lung and liver cancer cell lines, respectively (A549 and HepG2). In the next step, fractional factorial design was performed to survey effect of seven physical and chemical factors on the amount of production, and the most important factors including carbon and nitrogen sources with the positive effect and the sea salt with negative effect were determined. Finally, using the central composite design with 20 experiments, the best concentrations of rice starch and potassium nitrate (1.5%) and sea salt (1%) were obtained.

Results: The average amount of dried extract produced in the optimum conditions was 131.1 mg/L and the best response was 71.45%, which is more than 28-fold better than the pre-optimized conditions.

Conclusion: In general, it can be suggested that the use of modern statistical methods to optimize environmental conditions affecting the growth and metabolism of bacteria can be a highly valuable tool in industrializing the production of bioactive compounds.

Avicenna J Med Biotech 2020; 12(2): 116-123

Keywords: A549 cells, Bacillus, Industrial development, Liver neoplasms

Introduction

The secondary or "specialized" metabolites produced by microorganisms have helped human being to overcome many diseases and have been a pillar of modern medicine since 21st century. Secondary metabolites are molecules which are not necessary for growth of an organism, at least under laboratory conditions; however, they reveal significant survival advantages in nature. For instance, they play a role as defense or signaling molecules in ecological interactions ¹, as elements required for self-toxicity in a form of programmed cell death processes prior to morphological differentiation ², and they help the microorganism to enhance chemical defense when needed. Many researchers have focused on screening and production optimization of these molecules from natural sources such as microorganisms with goals of pharmacological applications, mostly as antibiotics or antitumor compounds ³⁻⁶.

Secondary metabolism is usually activated when environmental condition changes or starvation occurs to microorganism at the end of logarithmic phase of growth, then a complex series of changes in its global gene expression happen, leading to secondary metabolite production and morphological differentiation ⁷. Therefore, expression of secondary metabolic gene clusters could have been manipulated by environmental and developmental changes ^{8,9}.

Microbial fermentations are widely applied to industrialize these valuable metabolites where the appropriate conditions for secondary metabolite production and lowering the cost are highly desirable. Secondary metabolites originated from intermediates or precursors which are produced by primary/intermediate metabolism ¹⁰ are branching points of biosynthetic pathways leading to synthesize an end product. Accordingly,

* **Corresponding author:**
Hamid Reza Karbalaei-Heidari,
Ph.D., Molecular Biotechnology
Laboratory, Department of
Biology, Faculty of Sciences,
Shiraz University, Shiraz, Iran
Tel: +98 71 36137374
Fax: +98 71 32280926
E-mail:
karbalaei@shirazu.ac.ir,
karbalaei76@gmail.com
Received: 10 Jun 2019
Accepted: 23 Sept 2019

effect and interaction between nutrients is a major determinant of secondary metabolism fluctuations. Moreover, secondary metabolism is regulated by precursors, carbon sources, nitrogen sources, phosphate, trace elements, etc^{11,12}.

Regulation of secondary metabolism can be achieved at different levels, starting with the regulation of extracellular nutrients and minor alterations in the composition of fermentation media^{13,14}. Designing an appropriate medium and optimizing the conditions for microorganism cultivation are of great importance for enhancing secondary metabolite production¹⁵. To do so, several statistical approaches such as Response Surface Methodology (RSM) are widely utilized. Response surface methodology is a suitable mathematical and statistical tool and is extensively used for optimization of microbial compounds production by many researchers¹⁶⁻²⁰. The use of RSM to optimize fermentation conditions is mostly dependent on the following experimental steps²¹. First, they include using the fractional factorial design to distinguish significant factors of the fermentation process and then, performing the Central Composite Design (CCD) to establish fermentation model and optimal fermentation conditions.

In our previous study, an aminoglycoside class of antibiotic named S-137-R was introduced from aqueous fraction of the initial methanolic extract of *Bacillus velezensis* (*B. velezensis*) strain RP137²². The ethyl acetate fraction (C-137-R) of the original methanolic extract showed a cytotoxic property against cancerous cells as well. So, in the present study, an attempt was made to optimize production of this cytotoxic fraction and investigate the combined influence of multiple factors of cultivation conditions including chemical (nutrient compositions) and physical (cultivation conditions) parameters using the fractional factorial design and response surface methodology under Design Expert 8.0.7 software platform.

Materials and Methods

Materials

Rice starch was purchased from KeshtSabz, Shiraz, Iran. Peptone and yeast extract were obtained from Difco, Themofisher scientific. Potassium nitrate and ammonium sulfate were purchased from Merck. A549, HepG2, MCF-7 and Hela cells were obtained from Pasteur Institute, Tehran, Iran. The SV-80 cell as a normal human fibroblast cell line was purchased from Cell Lines Service (CLS) GmbH, Eppelheim, Germany. All the solvents were purchased from Samchun Pure Chemical Co., Seoul, Republic of Korea with appropriate grade and used with no further purification.

Bacterial culture and organic extraction

B. velezensis strain RP137 was isolated from the Persian Gulf shoreline, Hormozgan province, Iran. The strain RP137 was identified based on morphological, biochemical and 16S ribosomal RNA gene sequence and deposited to Persian Type Culture Collection

(PTCC 1927). The isolated RP137 cells were primarily cultured in Tryptic soy broth (TSB, Merck) as basal medium and then inoculated into the production media consisting of various carbon and nitrogen sources. After cultivation of the strain RP137 at 30°C and 180 rpm for 7 days, the biomass was collected by centrifugation and treated with acidic methanol (1:24 V/V, HCl 1M: absolute methanol) for 45 min, 3 times. After evaporation of the methanol, collected cell extracts were dissolved in ethyl acetate and the cytotoxic effect of soluble fractions was tested against A459 (Human lung adenocarcinoma) cells as described later.

Optimization procedures and experimental design

Carbon and nitrogen source selection

Six different media containing 10 g/l of each of three low-cost carbon sources (wheat flour, rice starch and molasses) and three nitrogen sources (5 g/l (NH₄)₂SO₄, 10 g/l KNO₃, and peptone) were designed and supplemented with 1 g/l of yeast extract as vitamin source. Inoculation was done by transferring 300 µl of 3 day seed culture to 30 ml of the above mentioned media in 100 ml Erlenmeyer flasks. Cultivations were conducted at 30°C, and 180 rpm for 7 days. All experiments were performed at least in triplicate.

Fractional factorial design

For identification of the most significant variables affecting the cytotoxic compound production, six variables (X1/rice starch, X2/KNO₃, X3/sea salt, and X4/pH, X5/inoculation size and X6/incubation time) were selected and analyzed by the fractional factorial (2⁶⁻²) design experiment. The principal effects of each variable on the response (C-137-R production) were represented at the high and the low levels. The experimental design with the variables, symbol codes, and experimental levels of the variables are shown in tables 1 and 2, respectively. The bioactive compound production value (Response) was defined by the following equation:

$$\text{Response \%} = \text{cell death (\%)} \\ \times \text{relative organic extract production} \\ \text{Relative organic extract production} \\ = \frac{\text{organic extract (mg/ml) in a culture}}{\text{highest amount of organic extract (mg/ml) in experiment}}$$

Response surface methodology design

Response Surface Methodology (RSM) was applied to identify optimum levels of each effective variable including X₁ (Rice starch), X₂ (KNO₃) and X₃ (Sea salt) to obtain maximum response. The coded independent variables used in the RSM design are listed in table 3. The experiments were designed according to the CCD using 20 experiments with six central points, as shown in table 4. Data were analyzed by Design Expert 8.0.7 software.

Eukaryotic cell culture

All tested cell lines in the present work were cultured in Dulbecco's Modified Eagles Medium (DMEM) supplemented with 2 mM L-glutamine, 100 units ml⁻¹

Table 1. Carbon and nitrogen sources selection experiments based on cytotoxic effect of the extracts on A549 cell viability. The data are the average of at least three experiments ± standard deviation

Medium number	Carbon source	Nitrogen source	Biomass D.W. (mg/l)	Extract D.W. ^a (mg/l)	IC ₅₀ on A549 cells (µg/ml)	IC ₅₀ on HepG2 cells (µg/ml)
1	Rice starch	Ammonium sulfate	80.5±1.8	54.7±3.4	187.0±30.7	150.2±15.8
2	Rice starch	Potassium nitrate	127.5±11.1	86.0±8.7	54.4±10.04	45.1±12.6
3	Rice starch	Peptone	122±10.1	28.2±3.5	310.7±12.3	280±7.8
4	Wheat flour	Ammonium sulfate	133.7±9.7	48.2±3.6	57.18±11.8	50.8±12.1
5	Wheat flour	Potassium nitrate	207.8±5.5	31.5±8.5	93.13±22.3	87.4±9.1
6	Wheat flour	Peptone	85.3±3.5	59.2±12.8	132.9±19.86	120.2±6.8
7	Molasses	Ammonium sulfate	81.2±12.8	37.0±7.3	344.4±20.5	330±14.2
8	Molasses	Potassium nitrate	117.6±9.6	36.1±6.5	214.4±18.15	203.8±11.2
9	Molasses	Peptone	161.3±11.6	111.8±12.4	171.6±8.9	167.2±18.2

^a D.W.: Dry weight.

Table 2. Fractional factorial experimental design and the responses. The data are the average of at least three experiments ± standard deviation

Run	Starch (%)	KNO ₃ (%)	Sea salt (%)	pH	Inoculation (%)	Incubation time (days)	Extract D.W. (mg/l)	Cell Death HepG2 (%)	Cell Death A549 (%)	Response A549 (%)
1	0.1	0.1	1	6	1	3	66.6±3.3	15.2±3.7	8.1±3.4	3.3
2	1	0.1	1	6	5	3	75.0±5.2	19.6±3.9	14.6±15.3	10.9
3	0.1	1	1	6	5	7	31.7±1.7	21.11±0.5	18.0±12.2	18.0
4	1	1	1	6	1	7	56.7±3.3	75.03±1.3	67.3±6.7	63.7
5	0.1	0.1	5	6	5	7	43.4±6.7	9.8±0.5	0	0
6	1	0.1	5	6	1	7	48.3±5.7	8.4±2.2	0	0
7	0.1	1	5	6	1	3	58.4±5.0	22.8±8.3	18.9±18.2	2.5
8	1	1	5	6	5	3	135.0±1.7	5.9±0.4	1.8±6.8	3.7
9	0.1	0.1	1	8	1	7	30.0±0.4	3.5±1.6	0	0
10	1	0.1	1	8	5	7	61.7±1.7	69.3±2.6	61.1±1.0	49.6
11	0.1	1	1	8	5	3	73.2±16.6	54.3±2.0	48.1±0.3	49.3
12	1	1	1	8	1	3	41.6±11.7	3.8±3.7	0	0
13	0.1	0.1	5	8	5	3	51.4±5.0	8.7±10.9	0	0
14	1	0.1	5	8	1	3	70.0±3.4	5.9±0.38	0	0
15	0.1	1	5	8	1	7	55.0±11.6	6.7±0.5	5.5±6.5	4.5
16	1	1	5	8	5	7	176.7±6.6	0	0	0

D.W.: Dry weight.

penicillin, 100 µg ml⁻¹ streptomycin and 10 % fetal bovine serum (GIBCO, USA) and maintained in a humidified atmosphere containing 5% CO₂ at 37°C. The cells were serially passaged twice a week.

Toxicity assessment

A cell viability assay was performed using the MTT method²³. Briefly, exponentially growing cells (10⁴/well) were seeded into 96 well flat bottom plates and incubated for 24 hr at 37°C in the presence of 5% CO₂. Then, the cells were exposed to the C-137-R extract, in different ranges from 50-100 µg/ml concentrations in a period of 48 hr. DMSO (1%) and Prodigiosin (3 µM, more than its IC₅₀ value) were used as negative and positive control, respectively. Afterwards, the MTT (3-(4,5-dimethylthiazol-2-yl)-2,5-diphenyltetrazolium bromide) solution was added to achieve a final concentration of 0.45 mg ml⁻¹ followed by a further incubation for 4 hr at 37°C. Finally, equal volume of solubilization solution [40% (V/V), dimethylformamide (DMF) in 2% (V/V) glacial acetic acid and 16% Sodium Dodecyl Sulfate (SDS) with pH~4.7 was added to each well to dissolve formazan crystals and the absorbance

was recorded at 570 nm and 630 nm (Turbidity assessment) using the SPECTROstar[®] Nano microplate reader (BMG LABTECH, Germany). Cell viability percentage was calculated by the following equation:

$$\text{Cell viability \%} = \left(\frac{A_T(\text{sample})}{A_T(\text{control})} \right) \times 100$$

$$A_T = A_{570} - A_{630}$$

$$\text{Cell death \%} = 100 - \text{cell viability \%}$$

Statistical analysis

Design Expert 8.0.7 was used for experimental design and MTT results analysis and graphing was performed by Graph Pad PRISM 6.0 software. The IC₅₀ for the C-137-R extract was calculated using nonlinear regression analysis. All the experiments were performed in triplicate.

Results

To investigate the effect of low-cost medium components on the C-137-R production by *B. velezensis* strain RP137, a matrix of nine experiments was de-

Table 3. Analysis of variance, fractional factorial experiments

Source	Sum of squares	df	Mean square	Fvalue	p-value
Model	6706.57	14	479.04	6.606E+005	0.0010
A-carbon	187.83	1	187.83	2.590E+005	0.0013
B-nitrogen	426.10	1	426.10	5.876E+005	0.0008
C-salt	2013.75	1	2013.75	2.777E+006	0.0004
D-pH	2.19	1	2.19	3019.27	0.0116
E-Inoculation	240.68	1	240.68	3.319E+005	0.0011
F-Incubation	311.93	1	311.93	4.301E+005	0.0010
AB	222.39	1	222.39	3.067E+005	0.0011
AC	171.72	1	171.72	2.368E+005	0.0013
AD	183.08	1	183.08	2.525E+005	0.0013
AE	168.14	1	168.14	2.319E+005	0.0013
AF	1155.72	1	1155.72	1.594E+006	0.0005
BD	262.72	1	262.72	3.623E+005	0.0011
ABD	1190.85	1	1190.85	1.642E+006	0.0005
ABF	169.47	1	169.47	2.337E+005	0.0013
Residual	7.252E-004	1	7.252E004		
Cor total	6706.57	15			

Table 4. Variables in CCD experiments in terms of coded factors and respective levels

Coded factor	-1.73	-1	0	+1	+1.73
X1: Carbon source (%)	0.63	1	1.5	2	2.37
X2: Nitrogen source (%)	0.63	1	1.5	2	2.37
X3: Sea salt (%)	0.13	0.5	1	1.5	1.87

CCD: Central composite design.

signed. Cytotoxicity of the C-137-R was evaluated on A549 and HepG2 cell lines. As shown in table 1, the best bacterial growth (Biomass) and organic extract production were observed when molasses and peptone were used (No #9), but the IC₅₀ value of the obtained organic extract in this condition in A549 and HepG2 cells were 171.6 and 167.2 μg/ml, respectively (low cytotoxic effect). However, the lowest IC₅₀ (54.4 and 45.1 μg/ml on A549 and HepG2 cells, respectively) belongs to the medium No #2 (Rice starch and KNO₃ as carbon and nitrogen sources, respectively). Consequently, medium No #2 was selected as the best medium for the production of cytotoxic metabolite, C-137-R. As shown in figure 1, effect of the C-137-R on four cancerous cell lines (A549, HepG2, MCF-7, and HeLa) was almost similar in the best (No #2) and the worst (No #7) media. So, further optimization procedures were performed only on HepG2 and A549 cell lines and analyzed by statistical approaches. In the following, the importance of the six parameters, namely, rice starch concentration, KNO₃ concentration, sea salt concentration, inoculation size, pH and incubation time for the cytotoxic metabolite production was investigated by fractional factorial design. Tables 2 and 3 show the effects of these factors on the response and their significant levels. Based on the statistical analysis (Table 3), effects of rice starch and KNO₃ concentrations were positive (Run No #4) and the sea salt concentration had negative effect (Run No #8), while all had confidence levels above 90%. So, they were identified as main

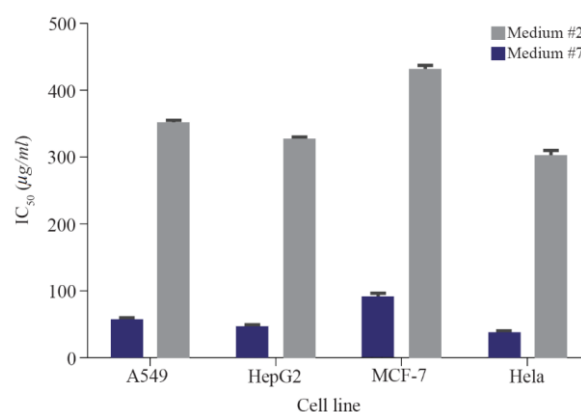


Figure 1. IC₅₀ values of the C-137-R cytotoxic extract produced by *Bacillus velezensis* strain RP137 in carbon/nitrogen source selection experiments in media number 2 and 7 (The best and the worst response, respectively) against different cancerous cell lines.

factors affecting the C-137-R production. Incubation time, inoculation size and pH had less significant effects and were fixed in further studies. Moreover, R² was found to be 0.999, which means that the model could explain 99.9% of the total variations in the system.

The C-137-R synthesis by *B. velezensis* strain RP 137 was further optimized through central composite design (CCD) of response surface methodology. Twenty experiments were conducted at five different levels (Tables 4 and 5) with a 2³ factorial design and six axial points (α=1.73) and six replicates at the central point. The data were analyzed and a second-order polynomial equation was obtained to express the responses as a function of the independent variables as follows:

$$\text{Response} = 71.45 + 7.84 X_1 + 6.66 X_2 - 4.14 X_3 - 6.06 X_1 X_3 - 13.17 X_1^2 - 11.92 X_2^2 - 16.95 X_3^2$$

where X₁, X₂ and X₃ represent rice starch, KNO₃ and

Table 5. CCD experimental design and the responses. The data are the average of at least three experiments ± standard deviation

Run	X ₁	X ₂	X ₃	Extract D.W. (mg/l)	Cell Death HepG2 (%)	Cell Death A549 (%)	Response A549 (%)
1	-1	-1	-1	66.7	11.5±4.9	15.6±3.5	5.8
2	+1	-1	-1	93.4	96.5±4.8	98.3±1.7	51.3
3	-1	+1	-1	70.0	99.3±4.8	97.4±2.5	38.2
4	+1	+1	-1	93.4	95.3±5.6	98.5±1.3	48.8
5	-1	-1	+1	106.7	46.9±2.0	40.2±4.5	23.9
6	+1	-1	+1	158.9	28.4±4.4	23.1±4.8	20.5
7	-1	+1	+1	76.7	56.5±3.9	50.8±3.4	21.8
8	+1	+1	+1	178.8	36.1±0.2	32.8±1.5	32.8
9	-1.73	0	0	55.6	32.6±3.9	27.5±2.0	17.3
10	+1.73	0	0	122.2	77.26±0.9	64.2±1.1	43.9
11	0	-1.73	0	91.2	38.5±2.0	37.4±4.8	19.0
12	0	+1.73	0	126.7	80.03±2.8	70.2±0.2	49.7
13	0	0	-1.73	83.3	51.6±5.3	49.9±14.2	23.0
14	0	0	+1.73	171.2	19.02±0.6	16.2±7.3	15.5
15	0	0	0	126.7	97.7±3.8	99.2±0.1	70.3
16	0	0	0	130.0	98.9±1.7	95.4±4.2	69.4
17	0	0	0	126.7	95.0±1.4	97.3±2.6	68.9
18	0	0	0	124.5	99.9±5.4	97.4±3.3	67.8
19	0	0	0	135.6	97.3±0.9	97.0±2.0	73.6
20	0	0	0	144.4	93.8±4.5	97.5±3.0	78.7

CCD: Central composite design, D.W.: Dry weight.

Table 6. Analysis of variance in CCD experiments

Source	Sum of square	df	Mean square	F value	p-value	
Model	9693.45	7	1384.79	27.77	<0.0001	Significant
X ₁ -Carbon	860.72	1	860.72	17.26	0.0013	Significant
X ₂ -Nitrogen	621.43	1	621.43	12.46	0.0041	Significant
X ₃ - see salt	241.04	1	241.03	4.83	0.0482	Significant
X ₁ X ₃	294.03	1	294.03	5.88	0.0318	Significant
X ₁ ²	2733.73	1	2733.73	54.83	<0.0001	Significant
X ₂ ²	2239.59	1	2239.59	44.92	<0.0001	Significant
X ₃ ²	4529.25	1	4529.23	90.84	<0.0001	Significant
Residual	598.29	12	49.85			
Lack of Fit	515.75	7	73.67	4.46	0.0594	Not significant
Pure Error	82.54	5	16.50			
Core total		19				

CCD: Central composite design.

sea salt concentrations in terms of coded factors, respectively. The positive coefficients of X₁ and X₂ and the negative coefficient of X₃ in the response equation confirmed the positive effects of rice starch and KNO₃ concentrations and the negative effect of sea salt concentration. Analysis of variance (ANOVA) is presented in table 6. The model term is strongly significant at 99% confidence level (p<0.0001) with a R² value of 0.927. The F value of 20.32 implies that there is only a 0.01% chance that this model could occur due to noise. In contrast to the negative effect of sea salt concentration, the carbon and nitrogen sources had a significant positive effect on the C-137-R production (Run 9, 10, 11 and 12 in table 5). Moreover, the overall interaction effect of carbon and nitrogen sources on the response is positive (Run 4), indicating that enhancing

the concentrations of rice starch and KNO₃ leads to increase of the cytotoxic metabolite (C-137-R) production by the strain RP137. Figure 2 also reveals the positive interaction of the carbon and nitrogen sources (Figure 2A) and the negative effect of higher concentration of sea salt (Figure 2B and C). As shown in table 5, the concentrations chosen for the central points (1.5% rice starch and potassium nitrate and 1% sea salt) have the best effect on final responses with the mean response value of 71.45% (Run 15-20).

Finally, cytotoxicity of the C-137-R extract after optimization was evaluated on different cancerous cell lines (A549, HepG2, MCF-7 and Hela) and human normal fibroblast cells (SV-80). As shown in figure 3, the highest IC₅₀ value was obtained when the C-137-R was tested on MCF-7 cells (15.3±1.1 μg/ml) and the

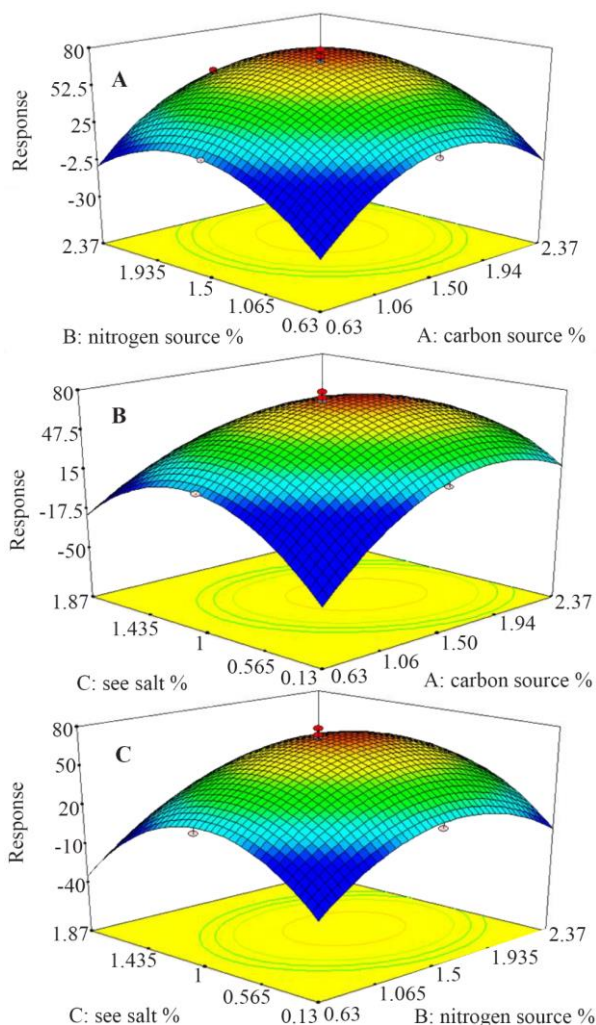


Figure 2. 3D graphs of CCD experiments and the interaction between the variables.

lowest was on Hela and SV-80 cells (7.3 ± 0.4 and $6.2 \pm 1.0 \mu\text{g/ml}$, respectively). Normal cells are sometimes more sensitive to toxic compounds, while cancerous cell lines such as MCF-7 show a potent drug resistance mechanism²⁴. The IC_{50} value determined on A549 cell line was $12.3 \mu\text{g/ml}$ which showed 28-fold optimization in C-137-R production by *B. velezensis* strain RP137.

Discussion

Nutritional requirements play a crucial role during metabolite biosynthesis in microorganisms²⁵ and the availability of precursors inside cells might regulate secondary metabolite production. Among various nutrients, carbon and nitrogen sources are considered as important factors of metabolism, and many reports are available in literature which attempted to optimize the secondary metabolite production through alteration of medium components^{18,26}. In nature, nutrients are usually present in a wide range of complexity and abundance, and microorganisms must have tools to sense

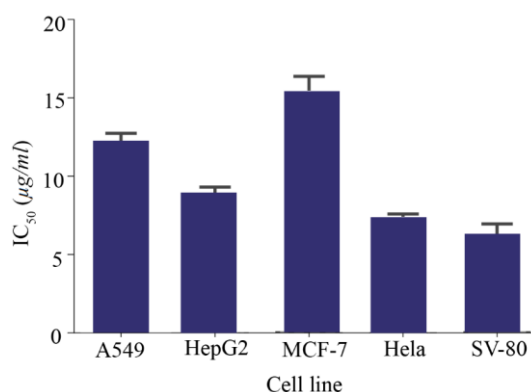


Figure 3. IC_{50} values of the C-137-R extract after maximum optimization in four cancerous cell lines and a normal cell line (SV-80).

and use them to adjust their growth and metabolite production. Furthermore, when a mixture of carbon energy sources is presented in medium, microorganisms preferentially use those they can metabolize most effectively and easily and there are differences between the best carbon sources for growth or for secondary metabolism. For example, glucose is an excellent source for growth, but it is well established that it might suppress the secondary metabolite production²⁷⁻²⁹. Other carbohydrates like maltose, glycerol, mannose, xylose and sucrose have also been reported to effect the production of secondary metabolites negatively while complex carbon sources such as starch, wheat flour and molasses are good candidates for enhancing the metabolism²⁹⁻³². The same trend has been reported for nitrogen sources and several studies have shown that nitrogen assimilation is important for the regulation of secondary metabolite production. Effect of nitrogen sources on secondary metabolism is dependent on several factors including for instance, the metabolic pathway, the producing organism, the type and concentration of nitrogen sources, etc; nevertheless, the mechanisms involved are not clearly understood³³. Lowering the cost of bioactive compound production is of great demand in its biopharmaceutical applications. In many cases, the cost of production determines whether a pharmaceutical agent meets clinical use or not. In the present work, the effect of several complex carbon sources and different types of nitrogen sources on the production of C-137-R as a cytotoxic agent was investigated as indicated in table 1 and the best medium for the production was rice starch and KNO_3 . This result confirmed that a composition of complex carbon source and a simple nitrogen source can improve the C-137-R production by the strain RP137 along with lowering the cost of fermentation. Moreover, a similar trend of toxicity was observed on all four cancerous cell lines tested (Figure 1).

In comparison to other optimization methods, RSM requires fewer trials to investigate the variables and their interactions^{20,34}. The RSM approach has been

adopted to improve the production of many pharmaceutical compounds in several microorganisms^{35,36}, revealing the impact of RSM strategies to maximize the yields of bioactive metabolites³⁷. Apart from medium composition, several other factors can influence the production of bioactive compounds including temperature, pH, inoculum size and the period of incubation. Temperature is a physiological factor that changes the fermentation process and synthesis of a variety of products^{38,39}. Furthermore, a low inoculation value may lead to insufficient biomass accumulation, leading to decrease in product formation. However, a coin has two sides, a high inoculation also can produce too much biomass and poor product formation⁴⁰. The effect of these variables in our fractional factorial experiments was investigated which revealed that the most significant factors are medium components and their concentrations were further optimized *via* RSM. Assessment of the final C-137-R extract in four cancerous cell lines and a normal cell line revealed its potent toxicity effect and excellent optimization of its production based on statistical approaches (Figure 3). The RSM designs conducted in the present investigation have been successfully applied in many recent biotechnological researches^{32,41}.

Conclusion

In this study, as shown by fractional factorial and RSM results, a complex carbon source such as rice starch and a simple inorganic nitrogen source (KNO₃) were significant factors with a positive effect in the C-137-R production by *B. velezensis* strain RP137. On the basis of data analysis, the concentration of medium components could be optimized appropriately and the cytotoxic metabolite production could be maximized 28 fold. The C-137-R showed promising potential as a cytotoxic extract and can be introduced as a good candidate for further studies on the purification and structural elucidation of its active metabolites in future.

Acknowledgement

This work was supported in part by a grant for Scientific Research from the Iran National Science Foundation (INSF) under contract number 93035486.

Conflict of Interest

There is no conflict of interest related to the publication of this manuscript.

Ethical Approach

This study was approved by the Ethics committee of Department of Biology at Shiraz University, Iran (ECBD-SU9330270). All experiments and data comparisons were carried out in compliance with relevant laws and guidelines and in accordance with the ethical standards of the Declaration of Helsinki.

References

- Osborn A. Secondary metabolic gene clusters: evolutionary toolkits for chemical innovation. *Trends Genet* 2010;26(10):449-457.
- Tenconi E, Traxler M, Hoebreck C, van Wezel GP, Rigali S. Prodiginine production in *Streptomyces coelicolor* correlates temporally and spatially to programmed cell death. *BioRxiv* 2018;240689.
- Singh V, Haque S, Khare S, Tiwari AK, Katiyar D, Banerjee B, Kumari K, Tripathi C. Isolation and purification of antibacterial compound from *Streptomyces levis* collected from soil sample of north India. *PLoS One* 2018;13(7): e0200500.
- Challinor VL, Bode HB. Bioactive natural products from novel microbial sources. *Ann N Y Acad Sci* 2015; 1354:82-97.
- Hoshino S, Zhang L, Awakawa T, Wakimoto T, Onaka H, Abe I. Arcyriaflavin E, a new cytotoxic indolocarbazole alkaloid isolated by combined-culture of mycolic acid-containing bacteria and streptomyces cinnamomeus NBRC 13823. *J Antibiot (Tokyo)* 2015;68(5):342-344.
- Asolkar RN, Singh A, Jensen PR, Aalbersberg W, Carté BK, Feussner KD, et al. Marinocyanins, cytotoxic bromo-phenazinone meroterpenoids from a marine bacterium from the streptomycete clade MAR4. *Tetrahedron* 2017;73(16):2234-2241.
- McCormick JR, Flärth K. Signals and regulators that govern streptomyces development. *FEMS Microbiol Rev* 2012;36(1):206-231.
- Na LI, Weiyan DU, Huang Z, Wei Z, Shoujiang W. Effect of imidazolium ionic liquids on the hydrolytic activity of lipase. *Chinese J Cat* 2013;34(4):769-780.
- van Wezel GP, McDowall KJ. The regulation of the secondary metabolism of *Streptomyces*: new links and experimental advances. *Nat Prod Rep* 2011;28(7):1311-1333.
- Ryu YG, Butler MJ, Chater KF, Lee KJ. Engineering of primary carbohydrate metabolism for increased production of actinorhodin in streptomyces coelicolor. *Appl Environ Microbiol* 2006;72(11):7132-7139.
- Nguyen QT, Merlo ME, Medema MH, Jankevics A, Breitling R, Takano E. Metabolomics methods for the synthetic biology of secondary metabolism. *FEBS Lett* 2012;586(15):2177-2183.
- Demain AL, Sanchez S. Microbial drug discovery: 80 years of progress. *J Antibiot (Tokyo)* 2009;62(1):5-16.
- Rokem JS, Lantz AE, Nielsen J. Systems biology of antibiotic production by microorganisms. *Nat Prod Rep* 2007;24(6):1262-1287.
- Scherlach K, Hertweck C. Triggering cryptic natural product biosynthesis in microorganisms. *Org Biomol Chem* 2009;7(9):1753-1760.
- Feng J, Zhang W, Han L, Zhang X. Statistical optimization of medium components to improve the antibiotic activity of *Streptomyces* sp. 19G-317. *Afr J Agric Res* 2011;6(19):4424-4431.

16. Grahovac J, Grahovac M, Dodić J, Bajić B, Balaž J. Optimization of cultivation medium for enhanced production of antifungal metabolites by *Streptomyces hygroscopicus*. *Crop Prot* 2014;65:143-152.
17. Bankar SB, Singhal RS. Optimization of poly-epsilon-lysine production by *Streptomyces noursei* NRRL 5126. *Bioresour Technol* 2010;101(21):8370-8375.
18. Purama RK, Goyal A. Screening and optimization of nutritional factors for higher dextranase production by *Leuconostoc mesenteroides* NRRL B-640 using statistical approach. *Bioresour Technol* 2008;99(15):7108-7114.
19. Thi Nguyen HY, Tran GB. Optimization of fermentation conditions and media for production of glucose isomerase from *Bacillus megaterium* using response surface methodology. *Scientifica (Cairo)* 2018;2018:6842843.
20. Beigi L, Karbalaeei-Heidari HR, Kharrati-Kopaei M. Optimization of an extracellular zinc-metalloprotease (SVP2) expression in *Escherichia coli* BL21 (DE3) using response surface methodology. *Protein Expr Purif* 2012;84(1):161-166.
21. Qiu JJ, Chen W, Ding M, Zhang ML, Zhao FK. Optimization of penicillin G acylase production by recombinant *Bacillus subtilis* via response surface analysis. *J Zhejiang Sci Tech Univ* 2012;29(6):868-873.
22. Pournejati R, Gust R, Karbalaeei-Heidari HR. An aminoglycoside antibacterial substance, S-137-R, produced by newly isolated *Bacillus velezensis* strain RP137 from the Persian Gulf. *Curr Microbiol* 2019;76 (9):1028-1037.
23. Van Meerloo J, Kaspers GJ, Cloos J. Cell sensitivity assays: the MTT assay. In: *Cancer Cell Culture*. Humana Press; 2011. p.237-245.
24. Calcagno AM, Ambudkar SV. Molecular mechanisms of drug resistance in single-step and multi-step drug-selected cancer cells. *Methods Mol Biol* 2010;596:77-93.
25. Yu J, Liu Q, Liu Q, Liu X, Sun Q, Yan J, et al. Effect of liquid culture requirements on antifungal antibiotic production by *Streptomyces rimosus* MY02. *Bioresour Technol* 2008;99(6):2087-2091.
26. Yuan LL, Li YQ, Wang Y, Zhang XH, Xu YQ. Optimization of critical medium components using response surface methodology for phenazine-1-carboxylic acid production by *Pseudomonas* sp. M-18Q. *J Biosci Bioeng* 2008;105(3):232-237.
27. Demain AL. in *Ciba Foundation Symposium 171-Secondary Metabolites: their Function and Evolution: Secondary Metabolites: Their Function and Evolution: Ciba Foundation Symposium 171*. 3-23 (Wiley Online Library).
28. Satoh A, Ogawa H, Satomura Y. Regulation of N-acetylkanamycin amidohydrolase in the idiophase in kanamycin fermentation. *Agr Biol Chem* 1976;40(1):191-196.
29. Ruiz B, Chávez A, Forero A, García-Huante Y, Romero A, Sánchez M, et al. Production of microbial secondary metabolites: regulation by the carbon source. *Crit Rev Microbiol* 2010;36(2):146-167.
30. Jonsbu E, McIntyre M, Nielsen J. The influence of carbon sources and morphology on nystatin production by *Streptomyces noursei*. *J Biotechnol* 2002;95(2):133-144.
31. Rastegari B, Karbalaeei-Heidari HR. Sulfate as a pivotal factor in regulation of *Serratia* sp. strain S2B pigment biosynthesis. *Res Microbiol* 2016;167(8):638-646.
32. Ahsan T, Chen J, Wu Y, Irfan M. Application of response surface methodology for optimization of medium components for the production of secondary metabolites by *Streptomyces diastatochromogenes* KX852460. *AMB Express* 2017;7(1):96.
33. Voelker F, Altaba S. Nitrogen source governs the patterns of growth and pristinamycin production in '*Streptomyces pristinaespiralis*'. *Microbiology* 2001;147(Pt 9):2447-2459.
34. Kavitha G, Kurinjimalar C, Sivakumar K, Kaarthik M, Aravind R, Palani P, et al. Optimization of polyhydroxybutyrate production utilizing waste water as nutrient source by *Botryococcus braunii* Kütz using response surface methodology. *Int J Biol Macromol* 2016;93(Pt A):534-542.
35. Kong Y, Zou P, Miao L, Qi J, Song L, Zhu L, et al. Medium optimization for the production of anti-cyanobacterial substances by *Streptomyces* sp. HJC-D1 using response surface methodology. *Environ Sci Pollut Res Int* 2014;21(9):5983-5990.
36. Jacob J, Rajendran RU, Priya SH, Purushothaman J, Saraswathy Amma DKBN. Enhanced antibacterial metabolite production through the application of statistical methodologies by a *Streptomyces nogalater* NIIST A30 isolated from western ghats forest soil. *PLOS One* 2017;12(4):e0175919.
37. Managamuri U, Vijayalakshmi M, Ganduri VSRK, Rajulapati SB, Bonigala B, Kalyani BS, et al. Isolation, identification, optimization, and metabolite profiling of *Streptomyces sparsus* VSM-30. *3 Biotech* 2017;7(3):217.
38. Talukdar S, Talukdar M, Buragohain M, Yadav A, Yadav RN, Bora TC. Enhanced candidicidal compound production by a new soil isolate *penicillium verrucosum* MKH7 under submerged fermentation. *BMC Microbiol* 2016;16(1):288.
39. Kanimozhi J, Moorthy IG, Sivashankar R, Sivasubramanian V. Optimization of dextran production by *Weissella cibaria* NITCSK4 using Response Surface Methodology-Genetic Algorithm based technology. *Carbohydr Pol* 2017;174:103-110.
40. Wang YH, Feng JT, Zhang Q, Zhang X. Optimization of fermentation condition for antibiotic production by *Xenorhabdus nematophila* with response surface methodology. *J Appl Microbiol* 2008;104(3):735-744.
41. Yun TY, Feng RJ, Zhou DB, Pan YY, Chen YF, Wang F, et al. Optimization of fermentation conditions through response surface methodology for enhanced antibacterial metabolite production by *Streptomyces* sp. 1-14 from cassava rhizosphere. *PLOS One* 2018;13(11):e0206497.