

RESEARCH

Open Access

Pretend model of traveling wave solution of two-dimensional K-dV equation

Md Rezaul Karim^{1*}, Md Abdul Alim² and Laek Sazzad Andallah³

Abstract

Traveling wave resolution of Korteweg-de Vries (K-dV) solitary and numerical estimation of analytic solutions have been studied in this paper for imaginary concept. Pretend model of traveling wave deals with giant waves or series of waves created by an undersea earthquake, volcanic eruption or landslide. The concept of traveling wave is frequently used by mariners and in coastal, ocean and naval engineering. We have found some exact traveling wave solutions with relevant physical parameters using new auxiliary equation method introduced by Pang et al. (*Appl. Math. Mech-Engl. Ed* 31(7):929–936, 2010). We have solved the imaginary part of exact traveling wave equations analytically, and numerical results of time-dependent wave solutions have been presented graphically. This procedure has a potential to be used in more complex system for other types of K-dV equations.

Keywords: Contour; Propagation; Pretend model; Soliton; Periodic; Time evolution

Introduction

Traveling wave is a wave in which the medium moves in the direction of propagation of the wave. In this wave, energy is transported from one part of a medium to another. The traveling wave carries energy away from its source. It is the wave that is not bounded by a given space but can propagate freely. In case of this wave, the vibration is in the direction of propagation. Karim et al. studied numerical estimation of traveling wave solution of two-dimensional K-dV equation using a new auxiliary equation method [1]. They studied the numerical estimation of traveling wave solution of K-dV equations for real cases. A tsunami is a giant wave (or series of waves) created by an undersea earthquake, volcanic eruption or landslide. Tsunami waves are totally uncertain. These are not like a normal sea waves. Tsunamis are often called tidal waves, but this is not an accurate description because tides have little effect on giant tsunami waves. In this research, we defined this sorts of giant waves are the traveling wave of imaginary concept. Herman's numerical experiment shows that their method has high accuracy. A model of an incompressible flow through a cylindrical metal pipe and the fundamental physical and mathematical facts presented in [2] are used to

show how a solitary velocity wave (solution) can arise in this system; Rukavishnikov and Tkachenko are studied [3]. Although the resulting asymptotic expression in the radial co-ordinate differs considerably from the classical expansion in depth for shallow-water waves, they are able to derive the K-dV equation. They also show how to proceed back from the K-dV equation to the velocity function and present the numerical results obtained for a model problem. Smaoui and Al-Jamal studied the boundary control problem of the generalized Korteweg-de Vries Burger (GKdVB) equation on the interval [0, 1], [4]. They presented numerical results supporting the analytical ones for both the controlled and uncontrolled equations using a finite element method. Pang et al. studied the method of finding the traveling wave solution to K-dV equation using a new auxiliary equation method [5]. They got a set of traveling wave solution for a specific third-order K-dV equation. Zaiko studied the presence of a singularity results in that the velocity of long wave perturbations in the system becomes imaginary, which corresponds to the wave propagation in the range of nontransparency [6]. Stefano et al. studied that their work is to start up a thorough investigation of earthquake-related tsunamis in the Mediterranean area and a systematic assessment of the associated hazards [7]. They begin by focusing on the expected tsunami impact on the coasts of Southern Italy. Although other source types, such as large submarine

* Correspondence: rrezaul@yahoo.com

¹Department of Mathematics, Jagannath University, Dhaka 1100, Bangladesh
Full list of author information is available at the end of the article

landslides [8] or volcanic activity [9,10], have been invoked to explain large historical and pre-historical tsunamis in the Mediterranean, they focused on strictly earthquake-generated tsunamis because their impact can be systematically addressed based on existing knowledge.

In this research, two-dimensional third-order K-dV equations have been studied. Using a new auxiliary equation method, we got the 15 sets of travelling wave solution of K-dV equation. There are three cases to be arises, two of them are real sense and the other is imaginary concept. In our study, we solve the imaginary part of exact traveling wave equations analytically, and numerical results of time-dependent wave solutions have been presented graphically.

The physical configuration of K-dV equation

In Figure 1, u is the displacement of wave, g is the acceleration due to gravity and h_0 is depth of the channel.

Method of solution

The remarkable form of Korteweg-de Vries nonlinear partial differentiable equation [11] is

$$u_t + C_0 \left(1 + \frac{3u}{2h_0} \right) u_x + \sigma u_{xxx} = 0, \quad (*)$$

which was first introduced by Dutch mathematics Diederik Korteweg and Gustav de Vries in 1895, to describe long water waves in a channel of depth h_0 , where $\sigma = \frac{1}{6} c_0 h_0^2$ is a constant for fairly long waves, $c_0 = (gh_0)^{\frac{1}{2}}$, u is displacement of wave and g is the acceleration due to gravity. In this section, we introduce the method of finding the analytic wave solution to nonlinear evolution equation due to Pang et al. [5]. First, a given nonlinear partial differential equation has the form.

$$p(u, u_t, u_x, u_{tt}, u_{xx}, \dots \dots) = 0 \quad (1)$$

This method mainly consists of four steps:

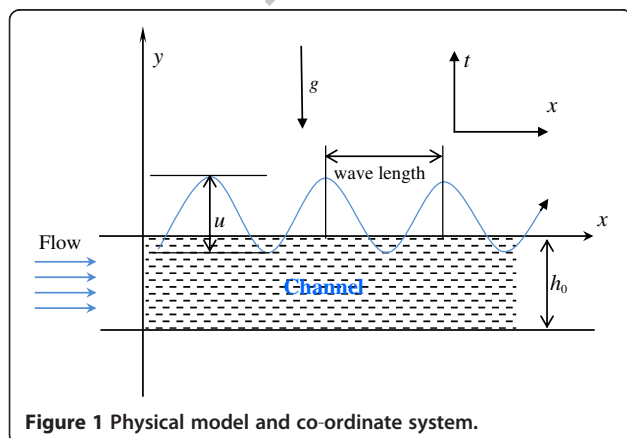


Figure 1 Physical model and co-ordinate system.

Step1: Take the complex solutions of (1) in the form

$$u(x, t) = u(\xi), \quad \xi = x - vt, \quad (2)$$

where v is a real constant. Under the transformation (2), (1) becomes an ordinary differential equation

$$Q(u, u', u'', \dots \dots) = 0. \quad (3)$$

Step2: Take the solutions of (3) in the more general form:

$$u(\xi) = a_0 + \sum_{i=1}^m a_i \left(\frac{G(\xi)}{G'(\xi)} \right)^i + b_i \left(\frac{G(\xi)}{G'(\xi)} \right)^{-i} \quad (4)$$

where a_m and b_m are not zero at the same time, and a_0 , a_i and b_i ($i = 1, 2, 3, \dots \dots m$) are constants to be determined later. The integer m in (4) can be determined by balancing the highest order nonlinear terms and the highest order linear terms of $u(\xi)$ in (3). $G = G(\xi)$ satisfies the second-order linear ordinary differential equation

$$G'' + \lambda G' + \mu G = 0, \quad (5)$$

where λ and μ are constants for the general solution of (5) are as follows:

$$\text{When } \lambda^2 - 4\mu > 0, \quad G(\xi) = c_1 \exp\left(\frac{-\lambda + \sqrt{\lambda^2 - 4\mu}}{2} \xi\right) + c_2 \exp\left(\frac{-\lambda - \sqrt{\lambda^2 - 4\mu}}{2} \xi\right);$$

$$\text{When } \lambda^2 - 4\mu = 0, \quad G(\xi) = (c_1 + c_2 \xi) \exp\left(-\frac{\lambda}{2} \xi\right);$$

$$\text{When } \lambda^2 - 4\mu < 0, \quad G(\xi) = \exp\left(-\frac{\lambda}{2} \xi\right) \left(c_1 \cos\left(\frac{\sqrt{4\mu - \lambda^2}}{2} \xi\right) + c_2 \sin\left(\frac{\sqrt{4\mu - \lambda^2}}{2} \xi\right) \right)$$

Note: Let $a_i = 0$, $i = 1, 2, \dots \dots m$. Equation (4) changes to

$$u(\xi) = a_0 + \sum_{i=1}^m b_i \left(\frac{G(\xi)}{G'(\xi)} \right)^{-i}. \quad (6)$$

The form of (6) has been used in study of Pang et al. If we set $b_i = 0$ ($i = 1, 2, \dots \dots m$), (4) changes to

$$u(\xi) = a_0 + \sum_{i=1}^m a_i \left(\frac{G(\xi)}{G'(\xi)} \right)^i. \quad (7)$$

Step3: Substitute (4) into (3) and collect all terms with the same order of $\frac{G}{G'}$ together. The left-hand side of (3) is converted into a polynomial in $\frac{G}{G'}$. Then, let each coefficient of this polynomial to be zero to derive a set of over-determined partial differential equations for a_0, a_i, b_i ($i = 1, 2, \dots \dots m$), λ, μ , and v .

Step4: Solve the algebraic equations obtained in Step3 with the aid of a computer algebra system (such as

Mathematica or Maple) to determine these constants. Moreover, the solutions of (5) are well known. Then, substituting a_0, a_i, b_i ($i = 1, 2, \dots, m$), v and the solutions of (5) into (4), we can obtain the exact analytical/traveling wave solutions of (1).

Solution of mathematical problem

Consider the K-dV equation

$$u_t + uu_x + u_{xxx} = 0 \tag{8}$$

describe the evolution of long wave (with large length and measurable amplitude) down a canal with a rectangular cross section. Here, u represents the wave amplitude, and u_t represents the vertical velocity of the wave at (x, t) , u_x describes the rate of change in amplitude with respect to x and u_{xxx} is a dispersion term. This means that if u is the amplitude of wave at some point in space, then u_x is the slope of the wave at the point and u_{xx} concavity near the point. The existence of solitary waves is due to the balancing effects of uu_x and u_{xxx} in Equation (8). The nonlinear term uu_x in Equation (8) is important because the amplitude of the wave depends on its own rate of change in space; it also represents steepening. The term u_{xxx} implies dispersion of different frequency components.

Now, we choose the traveling wave transformation (2), i.e. $u(x, t) = u(\xi)$, $\xi = x - vt$ where $v = \text{constant}$.

Substituting these into (8), integrating it with respect to ξ once and letting the integrating constant to be zero, we have

$$u_{\xi\xi} + \frac{1}{2}u^2 - vu = 0. \tag{9}$$

According to Step2, we get $m = 2$. Therefore, we can write the solution of (9) in the form

$$u(\xi) = a_0 + \sum_{i=1}^2 a_i \left(\frac{G(\xi)}{G'(\xi)}\right)^i + b_i \left(\frac{G(\xi)}{G'(\xi)}\right)^i,$$

that is

$$u(\xi) = a_0 + a_1 \frac{G}{G'} + a_2 \left(\frac{G}{G'}\right)^2 + b_1 \left(\frac{G}{G'}\right)^{-1} + b_2 \left(\frac{G}{G'}\right)^{-2}, \tag{10}$$

where a_2 and b_2 are not zero at the same time. By using (5) and from (10), we have

$$\begin{aligned} u''(\xi) = & (\lambda a_1 + 2a_2 + \lambda \mu b_1 + 2\mu^2 b_2) \\ & + (\lambda^2 a_1 + 6\lambda a_2 + 2\mu a_1) \left(\frac{G}{G'}\right) \\ & + (8\mu a_2 + 3\lambda \mu a_1 + 4\lambda^2 a_2) \left(\frac{G}{G'}\right)^2 \\ & + (2\mu^2 a_1 + 10\lambda \mu a_2) \left(\frac{G}{G'}\right)^3 + 6\mu^2 a_2 \left(\frac{G}{G'}\right)^4 \\ & + (2\mu b_1 + 6\lambda \mu b_2 + \lambda^2 b_1) \left(\frac{G}{G'}\right)^{-1} \\ & + (3\lambda b_1 + 4\lambda^2 b_2 + 8\mu b_2) \left(\frac{G}{G'}\right)^{-2} \\ & + (2b_1 + 10\lambda b_2) \left(\frac{G}{G'}\right)^{-3} + 6b_2 \left(\frac{G}{G'}\right)^{-4}. \end{aligned} \tag{11}$$

Substituting (10) and (11) into (9) and collecting the coefficients of $\left(\frac{G}{G'}\right)$ ($i = 0, \pm 1, \pm 2, \pm 3, \pm 4$) and letting it be zero without loss of generality, we obtain the system:

$$\lambda a_1 + 2a_2 + \lambda \mu b_1 + 2\mu^2 b_2 + \frac{1}{2}a_0^2 + a_1 b_1 + a_2 b_2 - va_0 = 0 \tag{i}$$

$$\lambda^2 a_1 + 6\lambda a_2 + 2\mu a_1 + a_0 a_1 + a_2 b_1 - va_1 = 0 \tag{ii}$$

$$8\mu a_2 + 3\lambda \mu a_1 + 4\lambda^2 a_2 + \frac{1}{2}a_1^2 + a_0 a_2 - va_2 = 0 \tag{iii}$$

$$2\mu^2 a_1 + 10\lambda \mu a_2 + a_1 a_2 = 0 \tag{iv}$$

$$6\mu^2 a_2 + \frac{1}{2}a_2^2 = 0 \tag{v}$$

$$2\mu b_1 + 6\lambda \mu b_2 + \lambda^2 b_1 + a_0 b_1 + a_1 b_2 - vb_1 = 0 \tag{vi}$$

$$3\lambda b_1 + 4\lambda^2 b_2 + 8\mu b_2 + \frac{1}{2}b_1^2 + a_0 b_2 - vb_2 = 0 \tag{vii}$$

$$2b_1 + 10\lambda b_2 + b_1 b_2 = 0 \tag{viii}$$

$$6b_2 + \frac{1}{2}b_2^2 = 0. \tag{ix}$$

From (ix), we get either $b_2 = 0$ or $b_2 = -12$ and from (v) either $a_2 = 0$ or $a_2 = -12\mu^2$. So, there are three cases to be arises. For $b_2 = 0$ and $a_2 = 0$ uses the system of Equations (i) to (ix), we get trivial solutions.

Trivial solution set is $a_0 = a_1 = a_2 = b_1 = b_2 = 0$ and the other solution sets are as follows:

For $a_2 = -12\mu^2$ and $b_2 = 0$, using the system of Equations (i) to (ix), we get a set of solution is as follows:

$$\begin{aligned} a_0 &= 0, & a_1 &= -12\lambda\mu, & a_2 &= -12\mu^2, & b_1 &= 0, \\ b_2 &= 0, & v &= \lambda^2 + 8\mu. \end{aligned} \tag{A}$$

For $a_2 = 0$ and $b_2 = -12$, using the system of Equations (i) to (ix), we get a set of solutions are as follows:

$$\begin{aligned} a_0 &= -12\mu, & a_1 &= 0, & a_2 &= 0, & b_1 &= -12\lambda, \\ b_2 &= -12, & v &= \lambda^2 - 4\mu \end{aligned} \tag{B}$$

$$\begin{aligned} a_0 &= -2\lambda^2 - 4\mu, & a_1 &= 0, & a_2 &= 0, & b_1 &= -12\lambda, \\ b_2 &= -12, & v &= -\lambda^2 + 4\mu. \end{aligned} \tag{C}$$

For $a_2 = -12\mu^2$ and $b_2 = -12$, using the system of Equations (i) to (ix), we get a set of solutions are as follows:

$$\begin{aligned} a_0 &= 8\mu, & a_1 &= 0, & a_2 &= -12\mu^2, & b_1 &= 0, \\ b_2 &= -12, & v &= 16\mu, & \lambda &= 0 \end{aligned} \tag{D}$$

and

$$\begin{aligned} a_0 &= -24\mu, & a_1 &= 0, & a_2 &= -12\mu^2, & b_1 &= 0, \\ b_2 &= -12, & v &= -16\mu, & \lambda &= 0, \end{aligned} \tag{E}$$

where λ and μ are arbitrary constants. By using (A to E), Equation (10) can be written as:

Equations (A to E) and (10) imply, respectively, as follows:

$$u(\xi) = -12\lambda\mu \left(\frac{G}{G'}\right) - 12\mu^2 \left(\frac{G}{G'}\right)^2, \quad \xi = x - (\lambda^2 + 8\mu)t \tag{F}$$

$$\begin{aligned} u(\xi) &= -12\mu - 12\lambda \left(\frac{G}{G'}\right)^{-1} - 12 \left(\frac{G}{G'}\right)^{-2}, \\ \xi &= x - (\lambda^2 - 4\mu)t \end{aligned} \tag{G}$$

$$\begin{aligned} u(\xi) &= -2\lambda^2 - 4\mu - 12\lambda \left(\frac{G}{G'}\right)^{-1} - 12 \left(\frac{G}{G'}\right)^{-2}, \\ \xi &= x + (\lambda^2 - 4\mu)t \end{aligned} \tag{H}$$

$$\begin{aligned} u(\xi) &= 8\mu - 12\mu^2 \left(\frac{G}{G'}\right)^2 - 12 \left(\frac{G}{G'}\right)^{-2}, \\ \xi &= x - 16\mu t, \quad \lambda = 0 \end{aligned} \tag{I}$$

$$\begin{aligned} u(\xi) &= -24\mu - 12\mu^2 \left(\frac{G}{G'}\right)^2 - 12 \left(\frac{G}{G'}\right)^{-2}; \\ \xi &= x + 16\mu t, \quad \lambda = 0. \end{aligned} \tag{J}$$

Now, the second-order differential Equation (5) is as follows:

$$G'' + \lambda G' + \mu G = 0$$

when $\lambda^2 - 4\mu > 0$, $G(\xi) = c_1 \exp\left(\frac{-\lambda + \sqrt{\lambda^2 - 4\mu}}{2} \xi\right) + c_2 \exp\left(\frac{-\lambda - \sqrt{\lambda^2 - 4\mu}}{2} \xi\right)$;

when $\lambda^2 - 4\mu = 0$, $G(\xi) = (c_1 + c_2 \xi) \exp\left(-\frac{\lambda}{2} \xi\right)$;

when $\lambda^2 - 4\mu < 0$, $G(\xi) = \exp\left(-\frac{\lambda}{2} \xi\right) \left(c_1 \cos \frac{\sqrt{4\mu - \lambda^2}}{2} \xi + c_2 \sin \frac{\sqrt{4\mu - \lambda^2}}{2} \xi \right)$.

In this paper, we presented the traveling wave resolution of K-dV equation only for the imaginary case, that is, $\lambda^2 - 4\mu < 0$.

For $\lambda^2 - 4\mu < 0$,

$$G(\xi) = \exp\left(-\frac{\lambda}{2} \xi\right) \left(c_1 \cos \frac{\sqrt{4\mu - \lambda^2}}{2} \xi + c_2 \sin \frac{\sqrt{4\mu - \lambda^2}}{2} \xi \right).$$

Let $P = \sqrt{4\mu - \lambda^2}$

$$\therefore G(\xi) = e^{-\frac{\lambda \xi}{2}} \left[c_1 \cos \frac{P\xi}{2} + c_2 \sin \frac{P\xi}{2} \right]$$

and $G'(\xi) = \frac{1}{2} e^{-\frac{\lambda \xi}{2}} [-\lambda c_1 \cos \frac{P\xi}{2} - \lambda c_2 \sin \frac{P\xi}{2} - P c_1 \sin \frac{P\xi}{2} + P c_2 \cos \frac{P\xi}{2}]$

$$\therefore \frac{G}{G'} = \frac{2 \cos \frac{P\xi}{2} + 2c_3 \sin \frac{P\xi}{2}}{-\lambda \cos \frac{P\xi}{2} - \lambda c_3 \sin \frac{P\xi}{2} - P \sin \frac{P\xi}{2} + P c_3 \cos \frac{P\xi}{2}}.$$

Therefore, Equation (F) becomes

$$\begin{aligned} u(\xi) &= -24\lambda\mu \left[\frac{\cos \frac{P\xi}{2} + c_3 \sin \frac{P\xi}{2}}{-\lambda \cos \frac{P\xi}{2} - \lambda c_3 \sin \frac{P\xi}{2} - P \sin \frac{P\xi}{2} + P c_3 \cos \frac{P\xi}{2}} \right] \\ &\quad - 48\mu^2 \left[\frac{\cos \frac{P\xi}{2} + c_3 \sin \frac{P\xi}{2}}{-\lambda \cos \frac{P\xi}{2} - \lambda c_3 \sin \frac{P\xi}{2} - P \sin \frac{P\xi}{2} + P c_3 \cos \frac{P\xi}{2}} \right]^2 \\ \xi &= x - (\lambda^2 + 8\mu)t, P = \sqrt{4\mu - \lambda^2}. \end{aligned} \tag{12}$$

Equation (G) implies

$$\begin{aligned} u(\xi) &= -12\mu - 6\lambda \left[\frac{-\lambda \cos \frac{P\xi}{2} - \lambda c_3 \sin \frac{P\xi}{2} - P \sin \frac{P\xi}{2} + P c_3 \cos \frac{P\xi}{2}}{\cos \frac{P\xi}{2} + c_3 \sin \frac{P\xi}{2}} \right] \\ &\quad - 3 \left[\frac{-\lambda \cos \frac{P\xi}{2} - \lambda c_3 \sin \frac{P\xi}{2} - P \sin \frac{P\xi}{2} + P c_3 \cos \frac{P\xi}{2}}{\cos \frac{P\xi}{2} + c_3 \sin \frac{P\xi}{2}} \right]^2 \\ \xi &= x - (\lambda^2 - 4\mu)t, P = \sqrt{4\mu - \lambda^2}. \end{aligned} \tag{13}$$

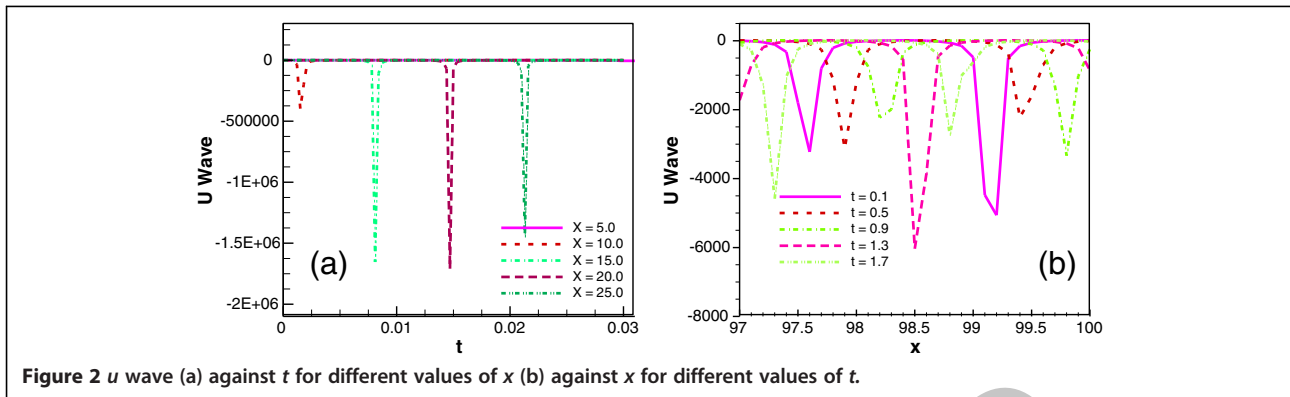


Figure 2 *u* wave (a) against *t* for different values of *x* (b) against *x* for different values of *t*.

Equation (H) implies

$$u(\xi) = -2\lambda^2 - 4\mu - 6\lambda \left[\frac{-\lambda \cos \frac{P\xi}{2} - \lambda c_3 \sin \frac{P\xi}{2} - P \sin \frac{P\xi}{2} + P c_3 \cos \frac{P\xi}{2}}{\cos \frac{P\xi}{2} + c_3 \sin \frac{P\xi}{2}} \right] - 3 \left[\frac{-\lambda \cos \frac{P\xi}{2} - \lambda c_3 \sin \frac{P\xi}{2} - P \sin \frac{P\xi}{2} + P c_3 \cos \frac{P\xi}{2}}{\cos \frac{P\xi}{2} + c_3 \sin \frac{P\xi}{2}} \right]^2$$

$$\xi = x + (\lambda^2 - 4\mu)t, P = \sqrt{4\mu - \lambda^2}. \quad (14)$$

Equation (I) implies

$$u(\xi) = 8\mu - 48\mu^2 \left[\frac{\cos \frac{P\xi}{2} + c_3 \sin \frac{P\xi}{2}}{-P \sin \frac{P\xi}{2} + P c_3 \cos \frac{P\xi}{2}} \right]^2 - 3 \left[\frac{-P \sin \frac{P\xi}{2} + P c_3 \cos \frac{P\xi}{2}}{\cos \frac{P\xi}{2} + c_3 \sin \frac{P\xi}{2}} \right]^2; \quad \xi = x - 16\mu t, \lambda = 0, P = \sqrt{4\mu}$$

(15)

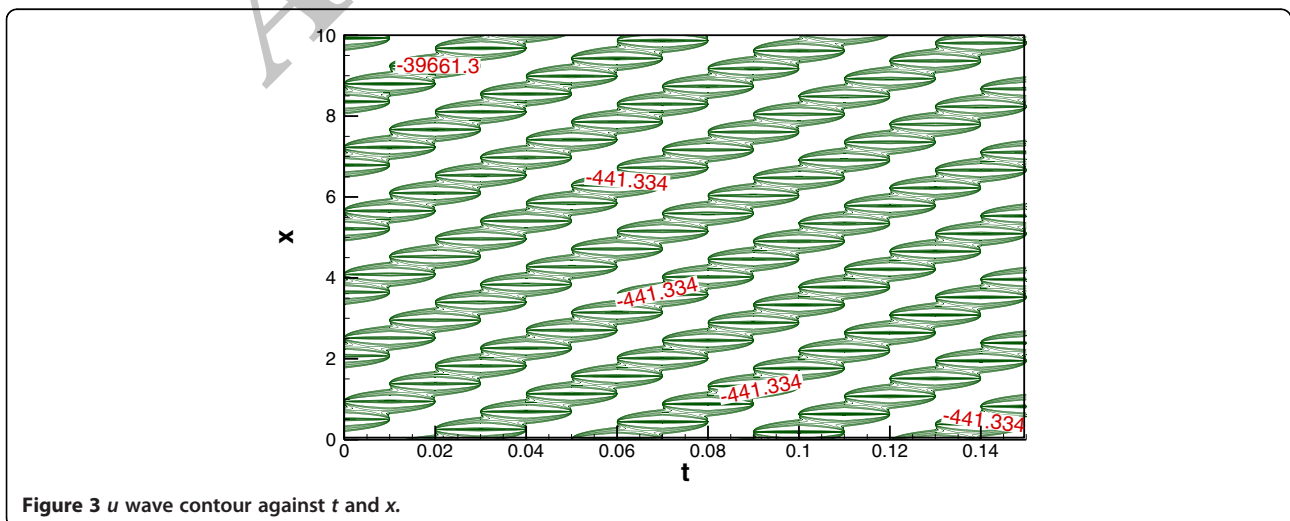


Figure 3 *u* wave contour against *t* and *x*.

Table 1 u wave against t for different values x for controlling parameter $\lambda = 2.0$, $\mu = 5.0$ and $c = 10.0$

t	$x = 5.0$	$x = 10.0$	$x = 15.0$	$x = 20.0$	$x = 25.0$
0.10	-107.1442	-51.4594	-53.0258	-120.6176	-4,176.9237
0.20	-94.8041	-50.0516	-55.2791	-140.5154	-2,000.8936
0.30	-85.0259	-49.0301	-58.0833	-167.0111	-5,422.6039
0.40	-77.1852	-48.3656	-61.5360	-203.2948	-1,045.0317
0.50	-70.8417	-48.0394	-65.7674	-254.7616	-3,028.7940
0.60	-65.6785	-48.0425	-70.9507	-331.1269	-1,424.2111
0.70	-61.4634	-48.3751	-77.3194	-451.3531	-828.8217
0.80	-58.0241	-49.0462	-85.1925	-656.6366	-544.5270
0.90	-55.2313	-50.0747	-95.0131	-1,050.9860	-387.0973
1.00	-52.9876	-51.4902	-107.4097	-1,964.3504	-290.9537
1.10	-51.2197	-53.3350	-123.2969	-4,957.7944	-228.0112
1.20	-49.8728	-55.6665	-144.0446	-2,979.3061	-184.6132
1.30	-48.9071	-58.5620	-171.7788	-1,439.9273	-153.4717
1.40	-48.2948	-62.1234	-209.9420	-8,182.8846	-130.4094
1.50	-48.0188	-66.4867	-264.4064	-2,646.9233	-112.8934
1.60	-48.0716	-71.8328	-345.8621	-1,298.3446	-99.3155
1.70	-48.4547	-78.4065	-475.4738	-772.7328	-88.6158
1.80	-49.1785	-86.5424	-700.1238	-514.8411	-80.0731
1.90	-50.2635	-96.7073	-1,141.5721	-369.5366	-73.1836
2.00	-51.7410	-109.5652	-2,204.1399	-279.7256	-67.5874

Equation (J) implies:

$$u(\xi) = -24\mu - 48\mu^2 \left[\frac{\cos \frac{P\xi}{2} + c_3 \sin \frac{P\xi}{2}}{-P \sin \frac{P\xi}{2} + Pc_3 \cos \frac{P\xi}{2}} \right]^2 - 3 \left[\frac{-P \sin \frac{P\xi}{2} + Pc_3 \cos \frac{P\xi}{2}}{\cos \frac{P\xi}{2} + c_3 \sin \frac{P\xi}{2}} \right]^2; \quad \xi = x + 16\mu t, \quad \lambda = 0, \quad P = \sqrt{4\mu}. \quad (16)$$

Results and discussion

It can be seen that the potential has the form of the bore (according to the terminology of [12]), which is a standard function of the nonlinear wave theory. The u wave

function is determined by Equation (12) by computing the governing Equation (8). Figure 2a shows that the wave moves right direction along t as x increases. At $x = 10.0$, waves fall down, and for $x = 15.0$, waves fall down

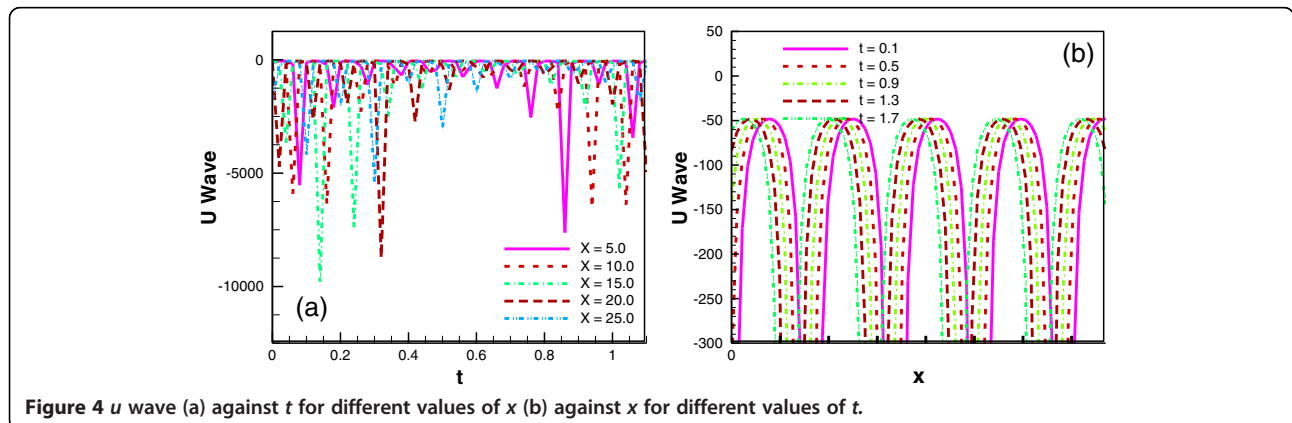


Figure 4 u wave (a) against t for different values of x (b) against x for different values of t .

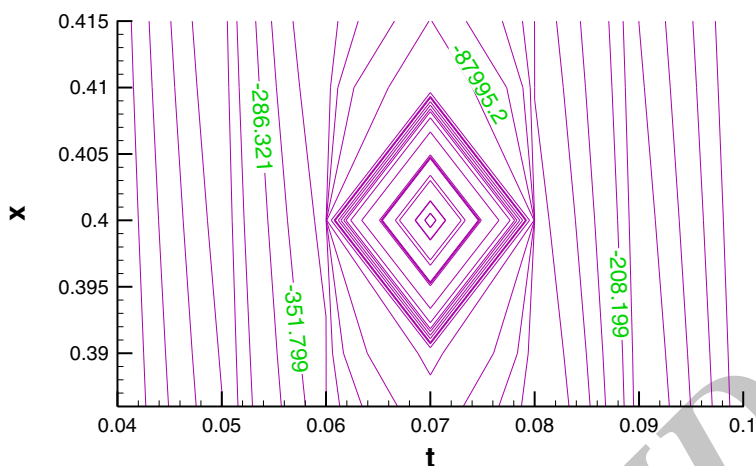


Figure 5 *u* wave contour against *t* and *x*.

sharply and the other cases as well. But in every wave, it maintains at a surface level which depict a general phenomena of a long water waves. The wave moves right direction along *x* as *t* increases in Figure 2b. At a time *t*=0.1, waves fall sharply, and then, it maintains a steady-state level. In other cases, wave behaviors are the same. Figure 3 depicts the *u* wave contour against *t* and *x*. For a particular wave, it is seen that the amplitude of the wave is minimum at the mid-point of that wave. In two-dimensional case, *u* wave contour is always the same at the mid-point at time *t*=0.2 and a position *x*=5.0 is -441.33, which is minimum. The negative sign indicates that the wave falls down below the surface level. For the imaginary case, we chose the parameters as $\lambda = 2.0, \mu = 5.0$ and $c = 10.0$ such that $\lambda^2 - 4\mu < 0$ (Table 1).

For the cases below, the numerical estimations are based on the Equation (13). Figure 4a depicts the time evolution of the solution *u*(*x*, *t*), with $\lambda = 2.0, \mu = 5.0$ and $c = 10.0$ so that $\lambda^2 - 4\mu < 0$ for the values *x* = 5.0, *x* = 10.0, *x* = 15.0, *x* = 20.0 and *x* = 25.0. In case of *x* = 5.0, waves fall down at *t* = 0.1 and goes up immediately. Wave decreases as increasing values of *t* to a certain level like *t* =

0.5, and after that, it increases for that particular case against *t*. Numerical representation of *u* wave against *x* for the different values of *t* like *t* = 0.1, *t* = 0.5, *t* = 0.9, *t* = 1.3 and *t* = 1.7 is shown in Figure 4b. It gives the shape of wave which is exact traveling wave solution of the problem (8). For increasing values of *t*, wave moves to the left but every wave maintaining same level against *x* which shows the Figure 4b. Here, we see that the numerical result is stable and reliable, and it keeps almost the same shape as exact solution. For a specific wave, it is seen that the amplitude is maximum at the mid-point of that wave. Figure 5 represents the numerical estimation of *u* wave contour against *x* and *t* simultaneously.

Figures 6a,b and 7 show the traveling wave solution of K-dV equation (14). Figure 6a represents the time evolution of *u* wave against *t* for different values of *x*. Waves fall down at *t* = 0.1, which close to the surface level just after the given values of *t* for *x* = 5.0. Wave decreases as increasing values of *t* to a certain level like *t* = 0.5, and after that, it increases against *t*. For increasing values of *t*, wave moves to the right but every wave maintaining same surface level against *x* which is shown in Figure 6b.

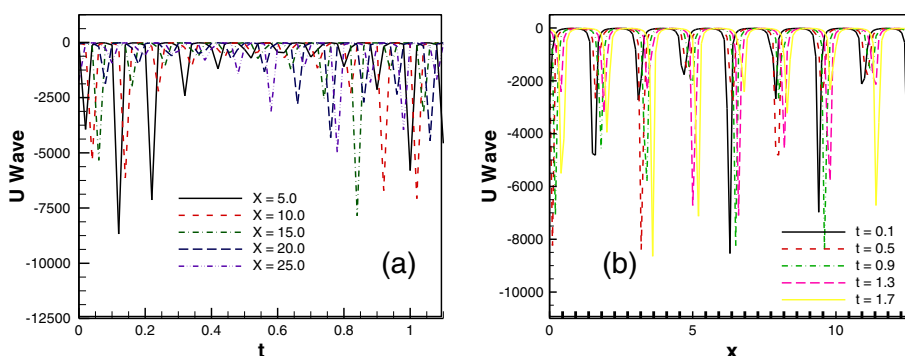


Figure 6 *u* wave (a) against *t* for different values of *x* (b) against *x* for different values of *t*.

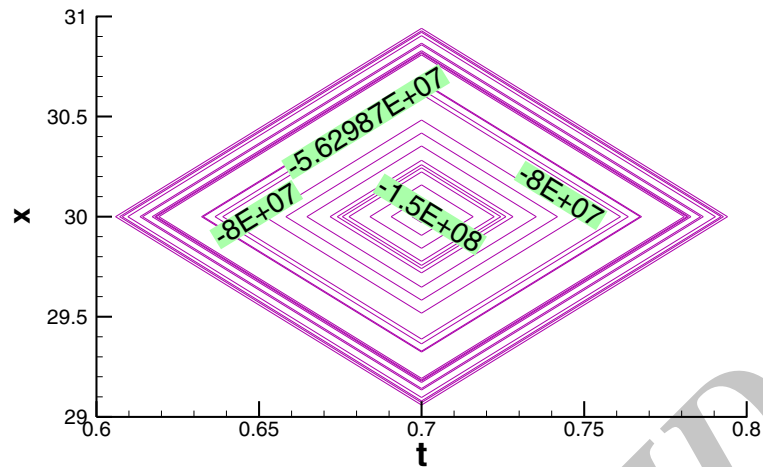


Figure 7 u wave contour against t and x .

But Figure 7 depicts the u wave contour against t and x . For the graphical representation of the equation, we consider the parameters $\lambda = 2.0$, $\mu = 5.0$ and $c = 10.0$ so that $\lambda^2 - 4\mu < 0$ but c does not depend on λ and μ . It is found that the wave which is periodic for $x = 5.0$, $x = 10.0$, $x = 15.0$, $x = 20.0$ and $x = 25.0$ against t , oscillates regularly. Here, the time t is defined over the interval $[0, 1.2]$. At the centre of the contour the amplitude of the wave is minimum, and it increases gradually around the centre.

Figure 8a shows u wave against t for different values of x while the parameters $\lambda = 2.0$, $\mu = 2.5$ and $c = 10.0$ so that $\lambda^2 - 4\mu < 0$. For $x = 5.0$, water waves fall down at $t = 0.1$ and goes up immediately. Wave decreases as increasing values of t to a certain level like $t = 0.2$ and after that it increases up to $t = 0.2$ against x . Waves move in the right direction against t as x increases. For a particular value of x , amplitude of the wave fluctuates randomly against t which is the general characteristics of the traveling wave for imaginary case. Figure 8b shows the graphical representation of traveling wave against x for different values of t . In case of t increases wave moves to

the right direction but every wave maintains same level against x which is shown in Figure 8b. It gives the same wave shape of the exact traveling wave solution for the governing equation (8). For a particular wave, amplitude gives a minimum value at the middle position. Figure 9 shows that the numerical representation of u wave contour against t and x which is based on the result (15). In two-dimensional case, u wave contour is always same at the mid-point for a particular value of $t = 1.0$ and $x = 7.6$ is $-340,685,275.74$. The negative sign indicates that the wave falls down below the surface level. Drastic falls indicate the general phenomena of tsunami wave.

Now we consider the numerical estimation of (16) for an imaginary case where the parameters $\lambda = 2.0$, $\mu = 5.0$ and $c = 10.0$ such that $\lambda^2 - 4\mu < 0$. Figure 10a shows the numerical representation of u wave against t for different values of $x = 5.0$, $x = 10.0$, $x = 15.0$, $x = 20.0$ and $x = 25.0$. We have seen that wave increases against t to a certain time $t = 0.3$, and later, it gradually decreases. While in every case, wave maintains the surface level. In tsunami, it could be really impossible which indicate that this is a pretend model of K-dV equation. Here, we see that u

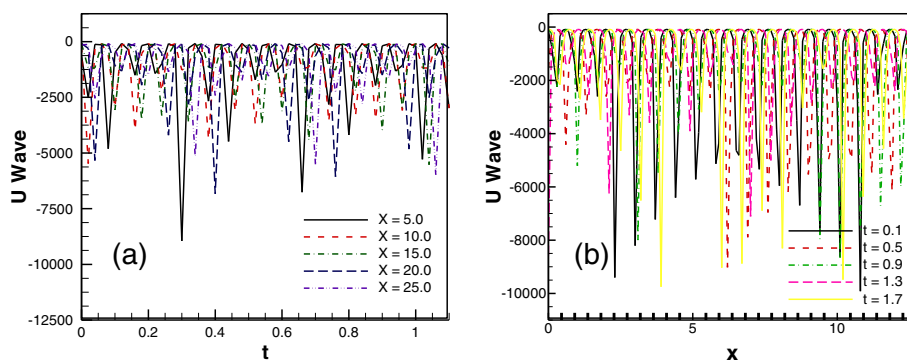


Figure 8 u wave (a) against t for different values of x (b) against x for different values of t .

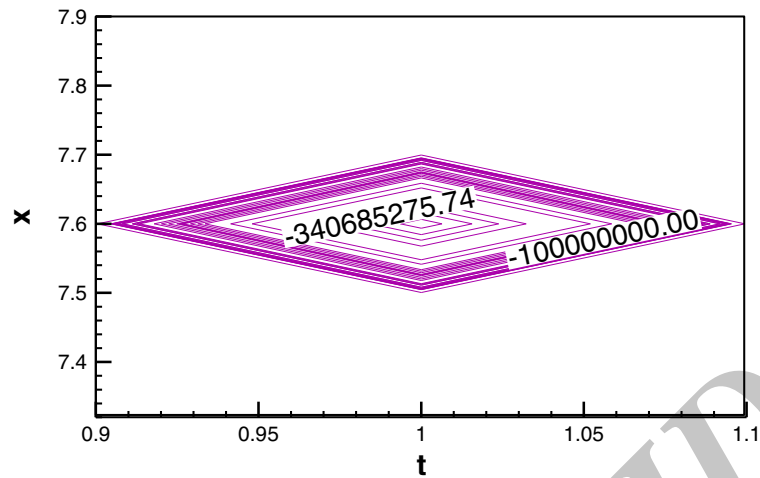


Figure 9 *u* wave contour against *t* and *x*.

wave is solitary, and it is very much regular that we expect in analytical sense. As *t* increases, wave moves to the right but every wave maintains same surface level against *x* which is shown in Figure 10b. Figure 11 shows that the *u* wave contour against *x* and *t*. In two-dimensional case, *u* wave contour is always same at the mid-point for a particular value of *t* = 1.0 and *x* = 3.0 is -629.68. Other cases have the same analysis. In tsunami, the wave moves over large amount of obstacle with huge energy. Thus, in tsunami, it is quite difficult to predict what happens in the waves.

u wave against *t* for different values of *x* for controlling parameter $\lambda = 2.0$, $\mu = 5.0$ and $c = 10.0$ such that $\lambda^2 - 4\mu < 0$. But *c* does not depend on other two. In this case, wave length analysis is totally imaginary concept. At *x* = 5.0, *u* wave gradually increases up to *t* = 1.5, and after that, it gradually decreases. The maximum value of wave length is -48.0188 at *t* = 1.50 and minimum value is -107.1442 at *t* = 0.10. For *x* = 10.0, *u* wave gradually increases as *t* increase to a certain level *t* = 0.5, and after that, *u* wave

gradually decreases. The maximum value of *u* wave is -48.0394 at *t* = 0.5 and minimum is -109.5652 at *t* = 2.0. The same analysis was observed in the other cases (Table 2).

u wave against *x* for different values of *t* for controlling parameter $\lambda = 2.0$, $\mu = 5.0$ and $c = 10.0$ such that $\lambda^2 - 4\mu < 0$. Because of the imaginary concept, *u* wave against *x* for different values of *t* behaves abruptly. For a particular value of *t* = 0.1, the maximum wave length is -48.1083 and minimum value is -4,176.9329 at *x* = 40.00 and *x* = 25.00, respectively. For *t* = 0.5, the maximum value of *u* wave is -48.0117 and minimum value is -3,028.7656 at *x* = 65.00 and *x* = 25.00, respectively. When *t* = 0.9, the maximum value of *u* wave is -48.0127 and minimum value is -5,405.6342 at *x* = 90.00 and *x* = 50.00, respectively.

Conclusion

In this research, numerical estimation of traveling wave solution of two-dimensional K-dV equation using a new

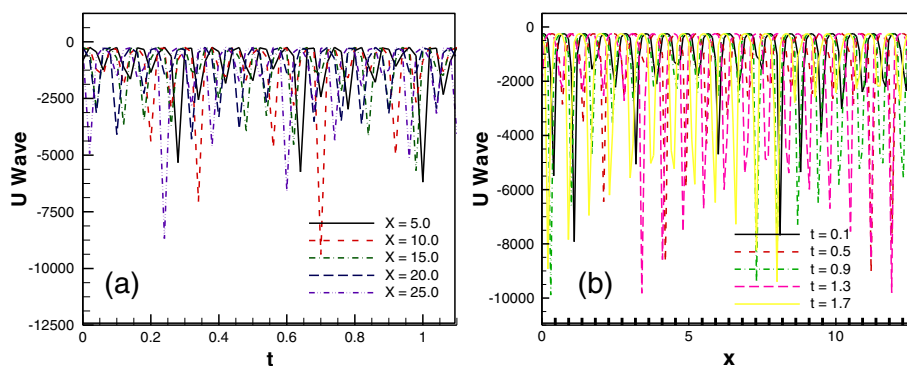


Figure 10 *u* wave (a) against *t* for different values of *x* (b) against *x* for different values of *t*.

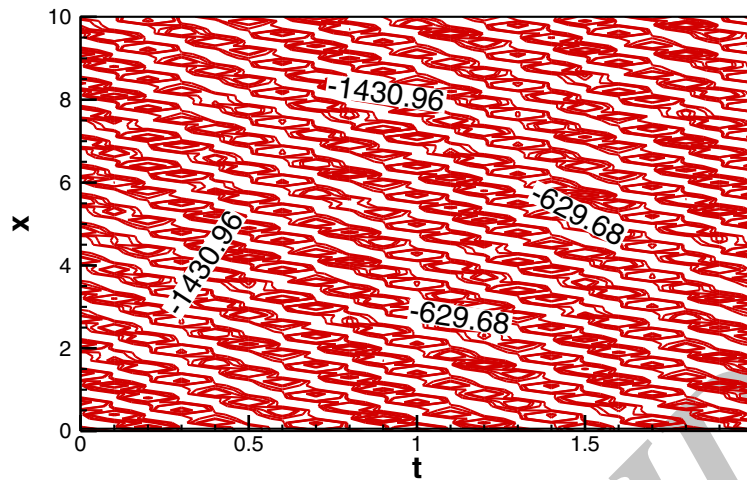


Figure 11 u wave contour against t and x .

auxiliary equation method has been studied. The K-dV equation for the present problem comes from the third-order two-dimensional governing equation (*) after some suitable transformation. It is found that there are five exact traveling wave solutions (12 to 16) of K-dV equation exist for pretend model depends on different values related physical parameters. Numerical results of five analytical solutions for imaginary case obtained by using

FORTTRAN program have been shown graphically and discussed accordingly. While employing the Fortran-Scheme for the numerical estimation of K-dV equations, we presented those graphically when $\lambda^2 - 4\mu < 0$. Note that the real life examples of imaginary concept may be seen in Tsunami waves. Further study is needed to use its potentiality for more complex types of K-dV equations.

Table 2 u wave against x for different values t for controlling parameter $\lambda = 2.0$, $\mu = 5.0$ and $c = 10.0$

x	$t = 0.1$	$t = 0.5$	$t = 0.9$	$t = 1.3$	$t = 1.7$
1.00	-69.2666	-103.3328	-196.9882	-617.1715	-2,000.0882
5.00	-107.1442	-70.8416	-55.2313	-48.9070	-48.4547
10.00	-51.4594	-48.0394	-50.0747	-58.5620	-78.4067
15.00	-53.0258	-65.7674	-95.0133	-171.7797	-475.4796
20.00	-120.6176	-254.7622	-1,050.9963	-1,439.4922	-772.7206
25.00	-4,176.9329	-3,028.7656	-387.0951	-153.4710	-88.6155
30.00	-236.0514	-115.2622	-74.1368	-56.6806	-49.3884
35.00	-64.3096	-52.4043	-48.1761	-49.4680	-56.9077
40.00	-48.1083	-52.0018	-63.3541	-89.3836	-155.6213
50.00	-361.6669	-2,491.2159	-5,405.6342	-462.5096	-169.2358
55.00	-1,188.5972	-269.1723	-124.6014	-77.8288	-58.3076
60.00	-97.5294	-66.8345	-53.4850	-48.4117	-48.9710
65.00	-50.3558	-48.0117	-51.1098	-61.1930	-84.4061
70.00	-54.6859	-69.5964	-104.1274	-199.4816	-632.5715
75.00	-135.1805	-309.5533	-1,655.5162	-1,229.2940	-563.5778
80.00	-1,205.5359	-1,667.6017	-310.4619	-135.4094	-81.9742
85.00	-199.9270	-104.2689	-69.6551	-54.7115	-48.7481
90.00	-61.2333	-51.1262	-48.0127	-50.3418	-59.2588
95.00	-48.4061	-53.4623	-66.7820	-97.4053	-178.8625
100.00	-77.7520	-124.4042	-268.4490	-1,181.3621	-5,105.9182

Competing interests

The authors declare that they have no competing interests.

Authors' contributions

All analytical calculations, prepared the data, figures and draft the manuscript were carried out by MRK, MAA and LSA. MAA especially prepared the programming code. LSA also provided guidance and advice to improve the quality of the manuscript. All authors read and approved the final manuscript.

Acknowledgements

The authors are thankful to the honorable reviewers for their comments and suggestions for the improvement of the paper. One of the authors MRK would like to express his gratitude to the Department of Mathematics, Bangladesh University of Engineering and Technology for providing computational resources during this work.

Author details

¹Department of Mathematics, Jagannath University, Dhaka 1100, Bangladesh.

²Department of Mathematics, BUET, Dhaka 1000, Bangladesh. ³Department of Mathematics, Jahangirnagar University, Savar, Dhaka 1342, Bangladesh.

Received: 8 March 2013 Accepted: 3 November 2013

Published: 21 November 2013

References

1. Karim, MR, Alim, MA, Andallah, LS: Numerical estimation of traveling wave solution of two-dimensional K-dV equation using a new auxiliary equation method. *Am. J. Comput. Math.* **3**(1), 27–36 (2013)
2. Herman, RL: Solitary waves. *Am. Sci.* **80**, 350–361 (1992)
3. Rukavishnikov, VA, Tkachenko, OP: The Korteweg-de Vries equation in a cylindrical pipe. *Comput. Math. Math. Phys.* **48**(1), 139–146 (2008)
4. Smaoui, N, Al-Jamal, RH: Boundary control of the generalized Korteweg-de Vries-Burgers equation. *Nonlinear. Dyn.* **51**, 439–446 (2008). 10.1007/s11071-007-9222-5
5. Pang, J, Bian, C-Q, Chao, BL: A new auxiliary equation method for finding traveling wave solution to K-dV equation. *Appl. Math. Mech-Engl. Ed.* **31**(7), 929–936 (2010)
6. Zaiko, YN: Quasiperiodic solutions of the Korteweg-de Vries equation. *Tech. Phys. Lett.* **28**(3), 235–236 (2002)
7. Lorito, S, Tiberti, MM, Basili, R, Piatanesi, A, Valensise, G: Earthquake-generated tsunamis in the Mediterranean Sea: scenarios of potential threats to southern Italy. *J. Geophys. Res.* **113**, B01301 (2008). 10.1029/2007JB004943
8. Pareschi, MT, Boschi, E, Mazzarini, F, Favalli, M: Large submarine landslides offshore Mt. Etna. *Geophys. Res. Lett.* **33**, L13302 (2006). 10.1029/2006GL026064
9. Tinti, S, Pagnoni, G, Zaniboni, F: The landslides and tsunamis of the 30th of December 2002 in Stromboli analysed through numerical simulations. *Bull. Volcanol.* **68**(5), 462–479 (2006)
10. Pareschi, MT, Favalli, M, Boschi, E: Impact of the Minoan tsunamis of Santorini: simulated scenarios in the eastern Mediterranean. *Geophys. Res. Lett.* **33**, L18607 (2006). 10.1029/2006GL027205
11. Myint-U, T, Debnath, L: *Linear Partial Differential Equations for Scientists and Engineers*, 4th edn, pp. 573–580. Birkhauser, Boston (2007)
12. Clarkson, PA, Kruskal, MD: New similarity reductions of the Boussinesq equation. *J. Math. Phys.* **30**(10), 2201–2213 (1989)

doi:10.1186/2251-7235-7-64

Cite this article as: Karim et al.: Pretend model of traveling wave solution of two-dimensional K-dV equation. *Journal of Theoretical and Applied Physics* 2013 7:64.

Archive of SID

Submit your manuscript to a SpringerOpen® journal and benefit from:

- Convenient online submission
- Rigorous peer review
- Immediate publication on acceptance
- Open access: articles freely available online
- High visibility within the field
- Retaining the copyright to your article

Submit your next manuscript at ► springeropen.com