



Overview of Arachnids and Arachnology in Iran

James C. Cokendolpher ^{1*}, Alireza Zamani ² & Nataly Yu. Snegovaya ³

¹ Invertebrate Zoology, Natural Science Research Laboratory, Museum of Texas Tech University, Lubbock, Texas 79415, U.S.A.

² Zoological Museum, Biodiversity Unit, FI-20014, University of Turku, Finland.

³ Institute of Zoology, Azerbaijan Academy of Sciences, pr. 1128, kv. 504, AZ 1073, Azerbaijan.

ABSTRACT. An overview of the Arachnida and their study in Iran is provided. Besides ancient poetry, relics (going back to 5,000 YBP), and early medical observations (at least 2,000 YBP), the first published taxonomical observations of arachnids from Iran were in 1807 about scorpions. The superorders Parasitiformes and Acariformes (mites and ticks) have received by far the most attention among all of the Arachnida thanks to their economic and medical/veterinary importance. Occurrences have been noted for over 1,733 species in four orders: Ixodida, Mesostigmata, Sarcoptiformes, and Trombidiformes. The first tick of the Ixodida was described in 1818. The first mite species described from Iran was of the Mesostigmata in 1982. The first member of the Sarcoptiformes named from Iran is uncertain, but the first Iranian species of the Suborder Oribatida was described in 1984 and was likely the first for the order. The first species described from Iran of the Order Trombidiformes were named in 1995. Studies on spiders started in 1874. Spiders are recorded by the occurrences of 764 species. Scorpions number 68 species in Iran and receive a lot of study and are better known compared to mites and spiders on a percentage basis, because scorpions have such a small diversity worldwide. The first Iranian species of Solifugae was described in 1895. The camel spiders are known from 67 species. Pseudoscorpions are recorded by 65 species. The Opiliones are known by 22 named species. The Amblypygi are recorded from Iran by one species described in 2018.

Key words: acarology, araneology, mites, opilionology, palaeoarachnology, pseudoscorpionology, scorpology, scorpions, spiders, ticks

Received:

15 September, 2019

Accepted:

16 November, 2019

Published:

07 December, 2019

Subject Editor:

Alireza Saboori

Citation: Cokendolpher, J.C., Zamani, A. & Snegovaya, N.Yu. (2019) Overview of Arachnids and Arachnology in Iran. *Journal of Insect Biodiversity and Systematics*, 5 (4), 301–367.

Introduction

The depiction by the peoples, of what was to be Iran, of a scorpion (Fig. 1) is one of the oldest known (about 5,000 YBP). The two famous Scorpion Pharaohs of Egypt (Serket) lived about the same time 5,000 to 5,200 YBP (Wikipedia contributors, 2019a, 2019b). Despite the common occurrences of


arachnids alongside civilizations of the region, the scientific observation or study of these animals did not occur until rather recently. Besides ancient poetry, relics, and early medical observations, there were also observations reported by foreign travelers. The first publication on arachnids from Iran

Corresponding author: James C. Cokendolpher, E-mail: cokendolpher@aol.com


Copyright © 2019, Cokendolpher et al. This is an open access article distributed under the terms of the Creative Commons Attribution License (CC BY 4.0), which permits unrestricted use, distribution, and reproduction in any medium, provided the original author and source are credited.

was by Olivier in 1807 on scorpions (Fig. 2). Shortly thereafter was the description of the first tick by Oken (1818) (Fig. 3). The start of studies on spiders was not for many decades later in 1874 by Simon. A publication by Pocock on Solifugae (Fig. 4) followed shortly in 1895a. During the 20th century, many other papers were published on Iranian arachnids by scientists from various countries in Europe and the Asian part of Russia. The 20th century was also the start of publications by Iranian authors on health and economic value of arachnids. Afshar (1936) presented the first scientific publication on Iranian mites, concerning pests of cotton. Veterinary

acarology of Iran began in the early 1940's on ticks of livestock. About a decade later, a list of plant mites as agricultural pests of pear, apple and grapes was published by Davachi (1949). The first study on spiders in Iranian literature by an Iranian researcher was probably that published by Zini (1958) on the Mediterranean widow spider. Besides mites (Figs. 5-7), ticks, spiders (Fig. 8), solifuges, and scorpions, the other arachnids known from Iran include the pseudoscorpions (Pseudoscorpiones) (Fig. 9), harvestmen (Opiliones) (Fig. 10), and whip spiders (Amblypygi) (Fig. 11).



Figures 1-6. Artifact and living Arachnid orders of Iran. **1.** Picture of a scorpion plaque (game board? with 20 positions) that was found in an archaeology site in Jiroft, Kerman province, central to southern Iran (maybe 5,000 YBP); **2.** Scorpiones: Hemiscorpiidae: *Hemiscorpius lepturus* Peters, 1861; **3.** Ixodida: Ixodidae, questing tick; **4.** Solifugae: Rhagodidae: *Rhagodes melanopygus* (Walter, 1889); **5.** Mesostigmata: Halolaelapidae: *Halolaelaps curvisetosus* (Leitner, 1946); **6.** Sarcoptiformes: Cosmochthoniidae: *Phyllozetes emmae* (Berlese, 1910) (pictures 1 by Muscarella (2001); 2, 4 by Alireza Zamani; 3 by Asadollah Hosseini-Chegeni; 5, 6 by Alireza Saboori).



Figures 7-11. Living Arachnid orders of Iran. 7. Trombidiformes: Trombidiidae: *Allothrombium pulvoinum* Ewing, 1917; 8. Araneae: Filistatidae: *Filistata maguirei* Marusik & Zamani, 2015; 9. Pseudoscorpiones: Cheliferidae: *Dactylochelifera latreillei* (Leach, 1817); 10. Opiliones: Phalangiiidae: *Rilaena pusilla* (Roewer, 1952); 11. Amblypygi: Phrynichidae, *Phrynichus persicus* Miranda & Zamani, 2018 (pictures by Alireza Zamani).

Whipscorpions, “*aqrab-e šallāqī*” (Order Thelyphonida) were mentioned by [Ahmadi & Tuck \(2011\)](#) as occurring in southern Iran but this cannot be confirmed by any scientific publication or specimens. The otherwise nearest recorded occurrence of whipscorpions is in India. Two of the remaining four orders of non-fossil arachnids are not recorded from the country but are known from the region: Schizomida are known from Yemen and Oman, and the Palpigradi are known from Saudi Arabia. The orders Thelyphonida and Ricinulei are the only modern Arachnida orders not recorded from the region, but are instead found in the New and Old World tropics. Four other orders (Haptopoda,

Phalangiotarbida, Trigonotarbida, Uraraneida) also not recorded from the region are only known from fossils. It is the goal of this publication to provide an overview of the records from the first scorpion scientifically described in 1807 to the first member of the Order Amblypygi which was recorded only this past year ([Miranda & Zamani, 2018](#)). Further, it is hoped by discussing the outdated catalog to the mites and ticks that it might encourage someone (or group) to start such a project on-line. A very nice catalog is already on-line for the spiders of Iran. Where possible and needed an updated list of taxa (smaller groupings) are presented here. It is hoped that the current publication will serve as a

guide, a starting point, to the history of arachnid studies of Iran. Although full biographies of the main researchers are often included in this type of publication, they are not treated in such great detail here. Instead, readers are directed to visit ResearchGate on the internet. ResearchGate was found to be a rich, and updated, source of information on researchers from Iran. Many of the researchers (foreign and domestic) are listed here and their birthdates and places of birth are also provided. Seeing a picture provides an opportunity for the reader to better know the individuals that have studied and reported upon arachnology in Iran. Although of limited use for the younger (without a large memory) researcher, knowing the age of former researchers gives one an idea of the state of research during that time period (i.e., varying degrees of optical instruments, development of digital cameras and computers).

Material and methods

Searching was limited to arachnology only and that which related directly with the physical environment of Iran, excluding study of effects of Iranians on education and research outside of Iran. Because of the great amount of information available on all arachnids and those that study them, only bits and pieces were selected for making an overview of the very broad field of organisms knowing that all would not receive an equal representation. Thus, a person publishing one paper on a very uncommon order or family might get mentioned whereas someone spending a lifetime on behavior or venoms does not. Taxonomy of a group of mites or spiders might not even be mentioned. Mites are more numerous in taxa and individual numbers, but representative information is provided about each order, thus making the more numerous taxa to be less well represented (which they certainly are not).

Likewise, all groups are mentioned taxonomically and that receives the majority of attention, while poetry, medicine, and human wars, receive much less. Again this is not in an effort to suggest one form of study is more important than others but is simply an effort to try and touch on each topic. Because the authors live and work outside of Iran, writing was primarily limited to knowledge that is available in print and not personal stories shared by others in person. It is hoped that these efforts will record arachnology in the broadest sense to this time and place so that it can be built upon by others. Although many overviews do not list the citations to taxonomic names, it has been found here to be useful in better understanding history of research and list them in full here. When giving the scientific name of a genus or species, the name of the author and date will be cited in the references. If the listing name is a family or above, it will not be listed with author/date/citation; unless the name is the main subject of the sentence.

Citations with multiple authors are listed in the text with the primary author followed by "et al." in most cases. Under "Table 4. Scorpions recorded from Iran" this was not followed because there are many publications with a few authors given in changing orders so that it is confusing as to which authors make up the "et al.". Lower case a, b, c's listed after the year in a species name/author/date is to help the reader locate that citation in the references. It is of no value outside of this publication and should not be used when listing the name alone elsewhere.

Results

The arachnids or "*ankabūtīān*" are members of the Class Arachnida. Traditionally, the Acari have been treated as a separate order within the Arachnida. The phylogeny of the arachnid orders is far from being settled. In the past couple of

decades there has been growing evidence that the Acari are not monophyletic. The Superorder Acariformes (= Actinotrichida) and Superorder Parasitiformes (= Anactinotrichida) are generally found to be diphyletic, but different studies give different reasons for the support. Otherwise, the remaining arachnid orders seem to be monophyletic.

The most recent morphological evidence (Shultz, 2007) and molecular data (Sharma et al., 2014) showed that the only well supported relationships are those for the Tetrapulmonata = (Araneae (Amblypygi (Schizomida, Thelyphonida))). Shultz (2007) also proposed that the Acaromorpha contained the Ricinulei, Parasitiformes = "Anactinotrichida", and Acariformes. Using molecular data, Dabert et al. (2010) proposed the phylogenetic relationships with the Acariformes being next of kin to the Solifugae and the Parasitiformes being sister to the Pseudoscorpiones. Pepato et al. (2010) provided evidence further supporting the Solifugae + Acariformes lineage. Recent research by Sanggaard et al. (2014) suggested that the ticks and spiders are more closely related to each other than the ticks are to mites. While research continues on phylogeny of the Class, a more traditional classification of the mites and ticks as a single group, the Acari, is presented here. The orders of Arachnida (in order of species abundance recorded in Iran and not phylogeny) are given with the "Acari" being used as a name for the subgroup.

Unfortunately, researchers on systematics of "Acari" and Arachnida "other orders" have not both used the same naming schemes so that the Acari have superorders and the others have traditionally not had this rank. Members of the Superorders Acariformes (sometimes known as Actinotrichida) are mites, as well as some of the Parasitiformes (sometimes known as Anactinotrichida). Relatively

recent research on genetics has resulted in some researchers changing the upper level naming scheme for Acari with the Parasitiformes being moved down to an order (Barker & Murrell, 2004). The classification system used in Table 1 generally follows that of Zhang (2013), with the addition of some older names used to clarify groupings, especially those used in the textbook "A Manual of Acarology" (Krantz & Walter, 2009).

Although acarology is a branch of arachnology it has become separated and those that study them are considered a distinctly different group of researchers. The term arachnology has become, for the most part, used for a discipline separate from acarology and covers all the other orders of the Class Arachnida. Those studying fossilized material as paleontologists also tend to be isolated from the mainstream arachnologists and the branch they study is termed palaeoarachnology. The three have some different terminology, often attend separate meetings and mostly belong to separate professional societies. Each also has its own journal series and books. Only a few researchers now study all arachnid groups and those are usually comparative zoologists looking at genetics, fossils, and/or higher classifications. Only a few now train as "true" arachnologists studying all the modern groups. Other groups of researchers, not so isolated as acarologists, have been referred to in the literature as the branches of araneology and scorpiology. Less often used are the studies of opilionology and pseudoscorpionology. Thus far, there is not a term for an arachnologist that studies the lesser or smaller (in terms of number of taxa) orders. For the purpose of this review arachnology and arachnids can refer to all members of the class, but acarology and arachnology are used contrasting each other in some sections.

Table 1. Living species of the Class Arachnida (of the 20 known orders, four are only known from fossils and are not included here).

Superorder	Order	Suborder	No. of species (Iran)	No. of species (World-wide)
	Araneae		764 ^a	47,490 ^b
	Solifugae		67 ^c	1,113 ^d
	Scorpiones		68 ^e	1,988 ^d
	Pseudoscorpiones		65 ^f	3,533 ^g
	Opiliones		22 ^h	6,653 ⁱ
	Amblypygi		1 ^j	≈220 ⁱ
	Schizomida		0	267 ^d
	Thelyphonida		0	110 ^d
	Palpigradi		0	87 ^d
	Ricinulei		0	61 ^d
"Acari": Parasitiformes (=Anactinotrichida)	Mesostigmata		620 ^m	>11,419 ^d
	Ixodida		51 ^{k, n}	892 ^d
	Opilioacarida		0	35 ^d
	Holothyrida		0	27 ^d
"Acari": Acariformes (=Actinotrichida)	Trombidiformes (=Prostigmata, Actinedida)		>603 ^k	>25,766 ^l
	Sarcoptiformes	Endeostigmata	4 ^k	108 ^d
		Oribatida (=Cryptostigmata)	380 ^o	16,197 ^d
		Astigmatina (=Astigmata)	75 ^p	>3,400

^a Zamani et al., 2019a; Table 5; ^b World Spider Catalog, 2018; ^c Table 7; ^d Zhang, 2013; ^e Table 4; ^f Table 6; ^g Harvey, 2013a; ^h Snegovaya et al., 2018; Table 8; ⁱ Kury, 2017; ^j Miranda & Zamani, 2018; ^k Table 3; ^l based on numbers within this table; ^m Nemati et al., 2018; ⁿ Table 2; ^o Akrami, 2015; ^p Kamali et al., 2001.

Mites, "hīreh", and ticks, "kaneh", "mella", "gārībgaz", or "šabgaz" (Subclass Acari = Acarina)

The classically used name Acari is no longer considered an order for the mites and ticks, but rather a higher level grouping (that maybe artificial—see text in previous paragraphs). The Acari now consists of two "superorders" Parasitiformes (= Anactinotrichida) and Acariformes (= Actinotrichida) and seven orders (Table 2). In the brief history of Arachnology in Iran, the Acari have received by far the most attention among all of the members of the class because of

their great economic and medical/veterinary importance. Mites and ticks are of major significance as ecto- and endoparasites of invertebrates along with vertebrates. They are major pests of crops, ornamental and fruit trees, and stored products as well as being bio-control agents of insect and mite pests on the same and other plants and products. Their significance in breaking down the humus layer in soils is also a topic of considerable importance.

The only true parasitic members of the Arachnida are mites and ticks. Spiders can be kleptoparasitic but do not feed directly

on the host. These Acari parasites can be free-living in one or more life stages or remain parasitic their entire lives. The larvae have six legs and the nymphs and adults usually have eight legs, but some have six legs. The adults of the worm-like mites (Superfamily Eriophyoidea) only have two pair of legs as adults.

According to Persian folklore, ticks are evil omens, and their bites are associated with potentially fatal fevers (Ahmadi & Tuck, 2011). Two families of ticks are recorded from Iran: the soft ticks or "*kaneh-ye narm*" (Argasidae) and the hard ticks or "*kaneh-ye sakht*" (Ixodidae) (Tables 2 and 3).

Mites and ticks have been known from Iran for many centuries because of their parasitic nature on man and livestock. Crimean-Congo hemorrhagic fever associated with ticks may have been reported in Iran as early as 1110 AD (Askarian et al., 2012). This early report was compiled by the Iranian scholar Jorjani, on a hemorrhagic syndrome associated with ticks in the Persian medical encyclopedia "*Zakhira-i Khwârazmshâhi*". The earliest scientific description of a species from the region that was found is that of the poultry tick or "*kaneh-ye morgi*" named *Rhynchopriion persicum* Oken, 1818 (now known as *Argas persicus*) from Miyaneh, Iran (see Fig. 12 for picture of Oken).

Unlike most other Iranian arachnid groups, ticks and mites were investigated originally by Iranian scientists, not just Europeans. A nice presentation on the "History of Acarology in Iran" was given by Alireza Saboori (Fig. 13) in 2013, but it was never published. The presentation was at the opening ceremony of the 2nd International Persian Congress of Acarology being held at the College of Agriculture and Natural Resources, University of Tehran, Karaj, Iran. A pdf copy of the visual portion of that presentation was provided to the

authors of this publication and they have drawn from it in this publication.

Afshar (1936) (Fig. 14) presented the first scientific publication on Iranian Acari as pests of cotton. Veterinary acarology of Iran began in the early 1940's at the Razi Institute, Karaj, Iran, where researchers conducted studies on ectoparasitic ticks on livestock. About a decade later, a list of plant mites as agricultural pests of pear, apple and grapes was published by Davachi (1949).

In 1961, Farahbakhsh published the first checklist of mites recorded from Iran. Later, Khalil-Manesh (1969, 1973) reported on some phytophagous mites from the country. In 1971 (not published until 1973), Sepasgozarian (Fig. 15) presented a short paper at the International Congress of Acarology in Prague that noted:

"Until twenty years ago there was no problem of mites affecting our agricultural crops. Since then, the biological equilibrium has been disturbed and the population of useful predators decimated because of agricultural mechanization and the use of manufactured pesticides such as organochlorides. The population of mites increased gradually and this caused problems in agricultural areas."

Of course, this observation has been repeated world-wide, especially the effects of DDT on the environment in the "Silent Spring" (Carson, 1962). Several years later, Sepasgozarian (1977) assembled the scattered references which had accumulated in the previous 20 years, about the Acari fauna of Iran in his next paper on researches on acarology in Iran.

During the 1970-1990's, there were many other papers and books published on Iranian acarology, with the following being the more noteworthy: Khalil-Manesh (1979), Daneshvar & Denmark (1982), Ostovan & Kamali (1994, 1995) (Fig. 16), Saboori (1998, 1999). Following them,

Haitlinger & Saboori (1996), Modarres Awal (1994, and subsequent editions), Mossadegh (1997), and Khosrowshahi & Arbabi (1997) each contributed to the growing knowledge of the Acari fauna of Iran by reporting new records and species from throughout the country.

The first species described from Iran of the Order Mesostigmata (= Gamasida) were in the Family Phytoseiidae. Daneshvar & Denmark (1982) described those phytoseiids as new species of *Amblydromella* (*A. iranensis*, *A. torbatejamae*, *A. neyshabouris*, and *A. rodriguezii*) and the species *Typhlodromips caspiensis*. The first new genus of Mesostigmata based on species from Iran was by Kazemi et al. (2008) (Fig. 17). The first member of the Sarcoptiformes named from Iran is not certain, but the first species described from Iran of the Suborder Oribatida was by Niedbala (1984) and was likely the first for the order. Niedbala (1984) described two ptyctimous mite species that were collected in 1972 from the northern provinces of Iran by Dominiak. Zhang & Saboori (1995) described a new species of *Ralphaudyna* (Chyzeriidae). Zhang in Zhang & Norbakhsh (1995) named the first species from Iran of the Order Trombidiformes (= Prostigmata, Actinedida). Zhang named one new genus and species (*Monotrombium simplicium*) and two other new species (*Allorthrombium triticium*, *A. mossi*). All three species are members of the Trombidiidae and have larvae that are ectoparasitic on aphids.

After 2000, two important publications were: "A catalog of mites and ticks (Acari) of Iran" by Kamali et al. (2001) and "Injurious mites of agricultural crops in Iran" by Khanjani & Haddad Irani-Nejad (2006). There are two well-known acarologists in Iran with the same surname: Karim Kamali (Fig. 18) and Hashem Kamali (Fig. 19). According to Kamali [Karim] et al. (2001)

there were 268 scientific publications, six Ph.D. dissertations, and 29 M.S. theses concerning mites and ticks of this country up to and including the year 2000. Kamali et al. (2001) recorded more than 1,040 species and subspecies [we count only 1,027 in their publication and assume that the differences are due to undercounting of taxa listed as sp. and ssp.] of the Subclass Acari in their catalog (Table 2).

This publication treated the group as an order and is badly outdated now, but the best that is currently available for the entire assemblage. Many of the records in the catalog are based on undescribed species which were reported in the many listed dissertations and theses. Information and records were provided in the 2001 catalog for 430 genera in 159 families from the five major orders: Superorder Parasitiformes (= Anactinotrichida) [orders (1) Ixodida and (2) Mesostigmata]; Superorder Acariformes [Order (3) Prostigmata]; [Superorder Sarcoptiformes not used by Kamali et al. (2001)] [orders (4) Oribatida and (5) Astigmata]. For each species listed in the catalog, distribution within the provinces, habitats, association or plant and animal hosts were stated. Interestingly, no members of the very small Order Opilioacarida (= Notostigmata) nor Order Holothyrida have been recorded from Iran. The Opilioacarida are recorded from Yemen, Algeria, and Mediterranean countries as well as the New World, whereas the Holothyrida are from southeastern Asia and Australia.

Many new family and species records have been added in the past 18 years, since the 2001 publication by Kamali et al. Several large groups have also been updated and cataloged. Beyzavi et al. (2013) published a catalog to the Iranian prostigmatic mites of the superfamilies Raphignathoidea and Tetranychoida.



Figures 12–20. European and Iranian Acarologists. **12.** Oken, Lorenz in 1819 (born 1 August 1779, Bohlsbach, Baden, Germany - died 11 August 1851, Zurich, Switzerland); **13.** Saboori, Alireza (born 5 September 1968, Nowshahr, Iran); **14.** Afshar, Jalal [born 1857, Urmia (= Orumieh), Iran - died 1934, Tehran, Iran]; **15.** Sepasgosarian, Hossein [spelled Sepasgozarian in publications] (born 11 November 1929, Tehran, Iran); **16.** Ostovan, Hadi (born 22 June 1967, Kazeroon, Iran); **17.** Kazemi, Shahrooz (born 20 March 1975, Kerman, Iran); **18.** Kamali, Karim (born 25 August 1941, Tabriz, Iran); **19.** Kamali, Hashem (born 6 April 1964, Mashhad, Iran); **20.** Hakimitabar, Masoud (born 14 April 1979, Mashhad, Iran).

Table 2. Outdated classification system of families and numbers of species/subspecies of “Subclass” Acari (= Acarina) recorded from Iran by Kamali et al. (2001) with literature up to and including 2000. Numbers of species per family counts were not previously listed by Kamali et al. (2001), but below are counts on 1,027 species.

Superorder	Order	Family	No. of species
Parasitiformes (= Anactinotrichida) 278 species	Mesostigmata (= Gamasida) 227 species	Ameroseiidae	9
		Ascidae	29
		Celaenopsidae	1
		Dermanyssidae	2
		Digamasellidae	3
		Eviphididae [misspelled “Eviphidae”]	1
		Haemogamasidae	1
		Halolaelapidae	2
		Laelapidae	39
		Leptolaelapidae	1
		Macrochelidae	12
		Macronyssidae	1
		Neoparasitidae	1
		Ologamasidae	1
		Pachylaelapidae	4
		Parasitidae	22
		Parholaspidae	3
		Phytoseiidae	70
		Podocinidae	1
		Polyaspididae	1
		Rhodacaridae	2
		Trachytidae	1
		Trachyuropodidae	2
		Urodinychidae	1
		Uropodidae	10
		Varroidae	3
		Veigaiidae	3
Zerconidae	1		
	Ixodida (= Metastigmata) 51 species	Argasidae	10
		Ixodidae	41
Acariformes (= Actinotrichida) 749 species	Astigmata (= Acaridida) 75 species	Acaridae	37
		Carpoglyphidae	1
		Chaetodactylidae	1
		Chortoglyphidae	1
		Epidermoptidae	1
		Glycyphagidae	9
		Hemisarcoptidae	1
		Histiostomatidae (Syn.: Anoetidae)	3

Table 2. Continued.

Superorder	Order	Family	No. of species
Acariformes	Astigmata	Mycoptidae	1
		Psoroptidae	6
		Pyroglyphidae	3
		Saproglyphidae	2
		Sarcoptidae	9
	Oribatida (= Cryptostigmata) 96 species	Achipteriidae	1
		Anderemaeidae	1
		Aphelacaridae	1
		Autognetidae	1
		Camisiidae	2
		Carabodidae	1
		Ceratozetidae	1
		Chamobatidae	1
		Cosmochthoniidae	2
		Ctenacaridae	2
		Cymbaeremaeidae	2
		Damaeidae	1
		Damaeolidae	2
		Epilohmannidae	5
		Eremellidae	1
		Eremobelbidae	1
		Euphthiracaridae	2
		Galumnidae	2
		Glanderemaeidae	1
		Gymnodamaeidae	1
Haplochthoniidae	1		
Haplozetidae	1		
Hypochthonidae	1		
Idiozetidae	1		
Liacaridae	1		
Licneremaeidae	1		
Licnodamaeidae	1		
Liodidae	1		
Lohmannidae	3		
Malaconothridae	1		
Micreremidae	1		
Microzetidae	1		
Mochlozetidae	1		
Mycobatidae	2		
Nothridae	1		
Oppiidae	13		
Oribatulidae	15		
Oripodidae	1		
Passalozetidae	3		
Phthiracaridae	1		
Platermaeidae	1		
Protoribatidae	2		
Schelorbitidae	3		

Table 2. Continued.

Superorder	Order	Family	No. of species	
Acariformes	Oribatida	Scutoverticidae	1	
		Sphaerochthoniidae	2	
		Tectocephidae	1	
		Xylobatidae	3	
		Zetomotrichidae	1	
	Prostigmata (= Actinedida) 578 species		Acarophenacidae	1
			Anisitsiellidae (Syn.: Nilotonidae)	1
			Anystidae	13
			Arrenuridae	8
			Atracteidae	2
			Aturidae	2
			Axonopsidae	10
			Bdellidae	22
			Caeculidae	1
			Caligonellidae	10
			Camerobiidae (Syn.: Neophyllobiidae)	6
			Cheyletidae	27
			Chyzeriidae	1
			Cunaxidae	18
			Demodicidae	4
			Eriophyidae	46
			Erythraeidae	34
			Eupalopsellidae	1
			Eupodidae	6
			Eutrombidiidae	6
			Eylaidae	1
			Feltriidae	2
			Hungarohydracaridae	2
			Hydrachnidae	1
			Hydrodromidae	5
			Hydrovolziidae	3
			Hydryphantidae	2
			Hygrobatidae	6
Iolinidae	2			
Krendowskiidae	1			
Lebertiidae	1			
Leeuwenhoekidae	4			
Limnesiidae	1			
Linotetranidae	1			
Microtrombidiidae	4			
Mideopsidae	2			
Myobiidae	3			
Nalepellidae	1			
Nanorchestidae	2			
Pachygnathidae	1			
Pediculopsidae	1			

Table 2. Continued.

Superorder	Order	Family	No. of species
Acariformes	Prostigmata	Penthaleidae	2
		Pionidae	2
		Podapolipidae	1
		Podothrombiidae	1
		Protziidae	2
		Pseudocheylidae	2
		Pterygosomatidae	1
		Pyemotidae	4
		Pygmephoridae	10
		Raphignathidae	9
		Rhagidiidae	4
		Rhyncaphyoptidae	2
		Scutacaridae	9
		Smarididae	4
		Sperchonidae	5
		Stigmaeidae	22
		Tarsonemidae	20
		Teneriffiidae	1
		Tenuipalpidae	48
		Tetranychidae	61
		Thyasidae	3
		Torrenticolidae	1
		Trombiculidae	52
Trombidiidae	14		
Tuckerellidae	3		
Tydeidae	28		
Unionicolidae	2		

Saboori & Hakimitabar (2013) (Fig. 20) published a checklist of the Trombidioidea. Darb Emamieh et al. (2013) provided a list of Iranian Eupodoidea (Prostigmata). Hajiqanbar & Sobhi (2018) (Fig. 21) provided a taxonomic key with details on the Microdispidae and Navabi et al. (2018) presented a list of the Neopygmephoridae of Iran. Pešić et al. (2014) published an updated checklist of the water mites (Hydrachnidia) of Iran which contained 145 species, in 38 genera, and 25 families. The Oribatida were cataloged by Akrami (2015) (Fig. 22).

Nemati et al. (2018) (Fig. 23) presented a catalog (to 371 species, belonging to 127 genera, and 39 families) of the Iranian Mesostigmata with additions and updates

to the previous annotated checklist by Kazemi & Rajaei (2013). Neither of these catalogs included members of the large Family Phytoseiidae which was covered by Hajzadeh & Faraji (2016) (Figs. 24, 25). All totals combined the Mesostigmata now consist of 620 species, in 172 genera, and 47 families (Table 3).

Since the 2001 Kamali et al. catalog, numerous additions have been published, almost all by Iranian authors. Reviewing the literature on Iran, Lotfollahi et al. (2010) (Fig. 26) noted numerous faunistic studies that had been conducted by 16 authors. They also provided taxonomic keys to the prostigmatic mites (24 species, 26 genera, and 17 families) collected from soils of alfalfa fields in the northwest of Iran.

The mite Family Achaemenothrombiidae Saboori, Wohltmann & Hakimitabar, 2010 is noteworthy because the three described member species are all endemic to Iran (Saboori et al., 2013). Members of this family have larvae that are ectoparasitic on insects. The only other arthropod family that is also known only by an endemic species in Iran is a fossil decapod crustacean. This fossil lobster (Order Decapoda: Family Tricariniidae) is only reported from the Early Cretaceous of what is now in Fars province, Iran (Feldmann et al., 2007). Mortazavi et al. (2018) described three new species of water beetle (Dytiscidae) parasites from Iran and the U.S.A. These species are all members of a new genus and family (Dytiscacaridae) of trombidiform mites. These mites are highly specialized and unique for spending their entire life-cycle while inhabiting the space beneath the elytra of their hosts.

To better understand the large amount of literature pertaining to acarology of Iran since 2000, several computer database searches were undertaken. First, an OCLC WorldCat search was made. Searching online (Available from: <https://www.worldcat.org/advancedsearch>, [Accessed 05 May 2018]) for the years 2000 to 2018 with the search terms of "Acari" and "Iran" in only the titles recovered 933 publication citations. In these recovered citations, there were 739 names in the catalog of genera and species identified. In all there were 709 new species listed in titles (search also on abbreviated forms of the names "new genus" and "new species"). Publishing a single new species per publication was common with 487 articles describing a single new species. Unfortunately, it is unknown how many of these were previously recorded as undescribed in the acarology catalog by Kamali et al. (2001). Current journals not found in the searches of the OCLC catalog were found in Zhang (2014). A computer

search of keywords (when possible), titles, and text resulted in the following additional titles: Acarina. Russian Journal of Acarology – 13 publications; Acarologia – 58 articles, many with descriptions or records of new species from Iran; Experimental and Applied Acarology – 60 articles, most on biological control and biology; International Journal of Acarology – 190 articles, most with new species descriptions; Persian Journal of Acarology (started 2012) – 20 publications, a few new species; Systematic and Applied Acarology – 129 citations, majority have at least one new species described.

A rich source of papers and abstracts of presentations from the International Persian Congresses of Acarology are found in three books. The first IPCA was held at the Graduate University of Advanced Technology in Kerman (Kazemi & Saboori, 2011) and the second was held at the College of Agriculture and Natural Resources, University of Tehran, in Karaj, Iran (Joharchi & Saboori, 2013). The third Persian Congress was held at the College of Science, University of Tehran, in Tehran, Iran (Hajiqanbar & Saboori, 2017). The results of the first Persian Congress were published in Persian and English with 111 abstracts and full articles. The latter two books are in English. The book on the second Persian Congress covered taxonomy and biodiversity with 45 abstracts; biocontrol with 11 abstracts; biology, ecology, and ethology with 25 abstracts; physiology and toxicology with 7 abstracts; and veterinary and medical acarology with a single abstract. The majority of abstracts are about acarology in Iran but a few are about this study in other Asian countries. Numerous new species and records are recorded first for Iran. The book on the third Persian Congress of Acarology is on taxonomy and biodiversity with 49 abstracts; biology, ecology, biocontrol, and toxicology with 22 abstracts.



Figures 21-29. Iranian Acarologists and European Arachnologists. **21.** Hajiqanbar, Hamidreza (born 17 August 1973, Mashhad, Iran); **22.** Akrami, Mohammad Ali (born 23 August 1975, Abarkooh, Iran); **23.** Nemati, Alireza (born 1973, Bagh-e Malek, Iran); **24.** Hajizadeh, Jalil (born 21 April 1964, Fasa, Iran); **25.** Faraji, Farid (born 31 December 1963, Sari, Iran); **26.** Lotfollahi, Parisa (born 20 September 1980, Jolfa, Iran); **27.** Olivier, Guillaume-Antoine (born 19 January 1756, Toulon, France - died 1 October 1814, Lyon, France); **28.** Pocock, Reginald Innes (born 4 March 1863, Clifton, Bristol, England - died 9 August 1947, London, England); **29.** Kovařík, František (from Czech Republic).

Downloaded from jbs.modares.ac.ir at 11:41 IRST on Tuesday January 14th 2020

Table 3. Updated list of 244 families of “Acari” in Iran. This list was started by Kamali et al. (2001) and updated to include through 2018. Citations given are not necessarily the first reported in the literature for the region but are for revisions and reviews when possible. Total number of species >1,733 is based only on updated totals as well as totals of some subgroups from the original 2001 catalog.

Superorder	Order	Suborder	Family	References
Parasitiformes (= Anactinotrichida) ^a	Mesostigmata (= Gamasida) ^b		Ameroseiidae	Kamali et al., 2001
			Antennophoridae	Nemati et al., 2018
			Ascidae	Kamali et al., 2001
			Asternoseiidae	Nemati et al., 2018
			Blattisociidae	Arjomandi et al., 2013
			Celaenopsidae	Kamali et al., 2001
			Cercomegistidae	Nemati et al., 2018
			Dermanyssidae	Kamali et al., 2001
			Digamasellidae	Kamali et al., 2001
			Dinychidae	Nemati et al., 2018
			Diplogyniidae	Kazemi & Rajaei, 2013
			Dithinozerconidae	Kazemi & Rajaei, 2013
			Epicriidae	Nemati et al., 2018
			Eviphididae	Kamali et al., 2001
			Halolaelapidae	Kamali et al., 2001
			Ichtyostomatogasteridae	Kazemi & Rajaei, 2013
			Iphiopsididae	Kazemi & Rajaei, 2013
			Laelapidae ²	Kamali et al., 2001 ³
			Leptolaelapidae	Kamali et al., 2001
			Macrochelidae	Kamali et al., 2001
			Macrodinychidae	Kontschán & Hajizadeh, 2013
			Macronyssidae	Kamali et al., 2001
			Melicharidae	Nemati et al., 2018
			Metagynuridae	Kazemi & Rajaei, 2013
			Microgyniidae	Kazemi et al., 2011; Kazemi & Rajaei, 2013
			Ologamasidae	Kamali et al., 2001
			Oplitidae	Nemati et al., 2018
			Otopheidomenidae	Kazemi & Rajaei, 2013
			Pachylaelapidae	Kamali et al., 2001
			Parasitidae	Kamali et al., 2001
			Parholaspididae ³	Kamali et al., 2001
			Phytoseiidae	Hajizadeh & Faraji, 2016
			Podocinidae	Kamali et al., 2001
			Polyaspididae	Kamali et al., 2001
			Pseudolaelapidae	Nemati et al., 2018
			Rhinonyssidae	Nemati et al., 2018
			Rhodacaridae	Kamali et al., 2001
			Schizogyniidae	Nemati et al., 2018
			Sejidae	Nemati et al., 2018
			Trachytidae	Kamali et al., 2001

Table 3. Continued.

Superorder	Order	Suborder	Family	References	
Parasitiformes	Mesostigmata		Trachyuropodidae	Kamali et al., 2001	
			Trematuridae ⁴	Kazemi & Rajaei, 2013; Nemati et al., 2018	
			Urodiaspididae	Nemati et al., 2018	
			Uropodidae	Kamali et al., 2001	
			Varroidae	Kamali et al., 2001	
			Veigaiidae	Kamali et al., 2001	
			Zerconidae	Kamali et al., 2001	
			Ixodida (=Metastigmata) ^c	Argasidae	Kamali et al., 2001
				Ixodidae	Kamali et al., 2001
		Acariformes (= Actinotrichida) ^d	Sarcoptiformes [rank not used by Kamali et al., 2001] ^e	Endeostigmata [no members recorded by Kamali et al., 2001] ^f	Alicorhagiidae
Bimichaelidae	Bagheri, 2007				
Nanorchestidae	Lotfollahi et al., 2010				
Terpnacaridae	Hajiqanbar & Momen, 2006				
	Astigmata (= Acaridida) ^g				
Acaridae	Kamali et al., 2001				
Carpoglyphidae	Kamali et al., 2001				
Chaetodactylidae	Kamali et al., 2001				
Chortoglyphidae	Kamali et al., 2001				
Epidermoptidae	Kamali et al., 2001				
Glycyphagidae	Kamali et al., 2001				
Hemisarcoptidae	Kamali et al., 2001				
Histiostomatidae (Syn.: Anoetidae)	Kamali et al., 2001				
Myocoptidae	Kamali et al., 2001				
Psoroptidae	Kamali et al., 2001				
Pyroglyphidae	Kamali et al., 2001				
Saproglyphidae	Kamali et al., 2001				
Sarcoptidae	Kamali et al., 2001				
	Winterschmidtidae			Moradi Faradonbeh et al., 2017	
	Oribatida (Syn.: Cryptostigmata) ^h				
	Achipteriidae	Kamali et al., 2001			
	Aleurodamaeidae	Akrami, 2015			
	Ameridae	Akrami, 2015			
	Amerobelbidae	Akrami, 2015			
	Anderemaeidae	Kamali et al., 2001			
	Aphelacaridae	Kamali et al., 2001			
	Astegistidae	Akrami, 2015			
	Austrachipteriidae	Akrami, 2015			
	Autognetidae	Kamali et al., 2001			
	Brachychthoniidae	Akrami, 2015, 2016			

Table 3. Continued.

Superorder	Order	Suborder	Family	References
Acariformes	Sarcoptiformes	Oribatida	Caleremaeidae	Akrami, 2015
			Camisiidae	Kamali et al., 2001
			Carabodidae	Kamali et al., 2001
			Ceratoppiidae	Akrami, 2015
			Ceratozetidae ¹	Kamali et al., 2001
			Chamobatidae	Kamali et al., 2001
			Compactozetidae	Akrami, 2015
			Cosmochthoniidae	Kamali et al., 2001
			Crotoniidae	Akrami, 2015
			Ctenacaridae	Kamali et al., 2001
			Ctenobelbidae	Akrami, 2015
			Cymbaeremaeidae	Kamali et al., 2001
			Damaeidae	Kamali et al., 2001
			Damaeolidae	Kamali et al., 2001
			Eniochthoniidae	Kamali et al., 2001
			Epilohmanniidae	Kamali et al., 2001
			Epimerellidae	Akrami, 2015
			Eremaeidae	Akrami, 2015
			Eremellidae	Kamali et al., 2001
			Eremobelbidae	Kamali et al., 2001
			Eulohmanniidae	Akrami, 2015
			Euphthiracaridae	Kamali et al., 2001
			Galumnidae	Kamali et al., 2001
			Glanderemaeidae	Kamali et al., 2001
			Gustaviidae	Akrami, 2015
			Gymnodamaeidae	Kamali et al., 2001
			Haplochthoniidae	Kamali et al., 2001
			Haplozetidae	Kamali et al., 2001
			Hemileiidae	Akrami, 2015
			Hermanniellidae	Akrami, 2015
			Hermanniidae	Akrami, 2015
			Humerobatidae	Akrami, 2015
			Hydrozetidae	Akrami, 2015
			Hypochthonidae	Kamali et al., 2001
			Idiozetidae	Kamali et al., 2001
			Liacaridae	Kamali et al., 2001
			Licneremaeidae	Kamali et al., 2001
			Licnobelbidae	Akrami, 2015
			Licnodamaeidae	Kamali et al., 2001
			Liebstadiidae	Akrami, 2015
			Liodidae	Kamali et al., 2001
			Lohmanniidae ⁵	Kamali et al., 2001
			Machuellidae	Akrami, 2015
Malaconothridae	Kamali et al., 2001			
Mesoplophoridae	Akrami, 2015			
Micreremidae	Kamali et al., 2001			
Microzetidae	Kamali et al., 2001			
Mochlozetidae	Kamali et al., 2001			
Mycobatidae	Kamali et al., 2001			
Nanhermanniidae	Akrami, 2015			

Table 3. Continued.

Superorder	Order	Suborder	Family	References			
Acariformes	Sarcoptiformes	Oribatida	Neoliodidae	Akrami, 2015			
			Nothridae	Kamali et al., 2001			
			Oppiidae	Kamali et al., 2001			
			Oribatellidae	Akrami, 2015			
			Oribatulidae	Kamali et al., 2001			
			Oribotritiidae	Akrami, 2015			
			Oripodidae	Kamali et al., 2001			
			Otocephidae	Kamali et al., 2001			
			Parakalummidae	Akrami, 2015			
			Parhylochthoniidae	Akrami, 2015			
			Passalozetidae	Kamali et al., 2001			
			Perlohmanniidae	Akrami, 2015			
			Phenopelopidae	Akrami, 2015			
			Phthiracaridae	Kamali et al., 2001			
			Platermaeidae	Kamali et al., 2001			
			Protoplophoridae	Akrami, 2015			
			Protoribatidae (Syn.: Xylobatidae)	Akrami, 2015			
			Pseudoppiidae	Akrami, 2015			
			Punctoribatidae	Akrami, 2015			
			Quadropiidae	Akrami, 2015			
			Scheloribatidae	Kamali et al., 2001			
			Scutoverticidae	Kamali et al., 2001			
			Sphaerochthoniidae	Kamali et al., 2001			
			Suctobelbidae	Akrami, 2015			
			Tectocephidae	Kamali et al., 2001			
			Thyrisomidae	Akrami, 2015			
			Trhypochthoniidae	Akrami, 2015			
			Xenillidae	Akrami, 2015			
			Zetomotrichidae	Kamali et al., 2001			
			Zetorchestidae	Akrami, 2015			
				Trombidiformes (= Prostigmata, Actinedida) ⁱ		Acarophenacidae	Kamali et al., 2001
						Achaemenothrombiidae	Saboori et al., 2010
						Anisitsiellidae (Syn.: Nilotonidae)	Kamali et al., 2001
			Anystidae	Kamali et al., 2001			
			Arrenuridae	Kamali et al., 2001			
			Atracteidae	Kamali et al., 2001			
			Aturidae	Kamali et al., 2001			
			Axonopsidae	Kamali et al., 2001			
			Barbutiidae	Bagheri et al., 2010			
			Bdellidae	Kamali et al., 2001			
			Caeculidae	Kamali et al., 2001			
			Caligonellidae	Kamali et al., 2001			
			Camerobiidae (Syn.: Neophyllobiidae)	Kamali et al., 2001			

Table 3. Continued.

Superorder	Order	Suborder	Family	References
Acariformes	Trombidiformes		Carabaoacaridae	Mirjamali et al., 2008
			Cheyletidae	Kamali et al., 2001
			Chyzeriidae	Kamali et al., 2001
			Cryptognathidae	Beyzavi et al., 2013
			Cunaxidae	Kamali et al., 2001
			Demodicidae	Kamali et al., 2001
			Diptilomiopidae	Doryanizadeh et al., 2011
			Dolichocybidae	Katlav et al., 2014
			Dytiscacaridae	Mortazavi et al., 2018
			Ereynetidae	Bagheri, 2007
			Eriophyidae	Kamali et al., 2001
			Erythraeidae	Kamali et al., 2001
			Eupalopsellidae	Kamali et al., 2001
			Eupodidae	Kamali et al., 2001
			Eutrombidiidae	Kamali et al., 2001
			Eylaidae	Kamali et al., 2001
			Feltriidae	Kamali et al., 2001
			Frontipodopsidae	Pešić et al., 2014
			Hungarohydracariidae	Kamali et al., 2001
			Hydrachnidae	Kamali et al., 2001
			Hydrodromidae	Kamali et al., 2001
			Hydrovolziidae	Kamali et al., 2001
			Hydryphantidae	Kamali et al., 2001
			Hygrobatidae	Kamali et al., 2001
			Iolinidae	Kamali et al., 2001
			Johnstonianidae	Noei et al., 2014
			Krendowskiidae	Kamali et al., 2001
			Labidostomatidae	Bertrand et al., 2012; Jalaeian et al., 2013
			Lebertiidae	Kamali et al., 2001
			Leeuwenhoekiidae	Kamali et al., 2001
			Limnesiidae	Kamali et al., 2001
			Linotetranae	Kamali et al., 2001
			Microdispidae	Hajiqanbar & Sobhi, 2018
	Microtrombidiidae	Zhang & Saboori, 1997; Saboori et al., 2009		
	Mideopsidae	Kamali et al., 2001		
	Momoniidae	Pešić et al., 2014		
	Myobiidae	Kamali et al., 2001		
	Nalepellidae	Kamali et al., 2001		
	Neopygmephoridae	Hajiqanbar & Rakhshani, 2011; Zafari et al., 2017		
	Neothrombiidae	Saboori & Ostovan, 2001; Tashakor et al., 2013		
	Neotrombidiidae	Noei et al., 2017		

Table 3. Continued.

Superorder	Order	Suborder	Family	References
Acariformes	Trombidiformes		Pachygnathidae	Kamali et al., 2001
			Pediculopsidae	Kamali et al., 2001
			Penthaleidae	Kamali et al., 2001
			Pionidae	Kamali et al., 2001
			Podapolipidae	Kamali et al., 2001
			Podothrombiidae	Kamali et al., 2001
			Pomerantziidae	Lotfollahi, 2017
			Protziidae	Kamali et al., 2001
			Pseudocheylidae	Kamali et al., 2001
			Pterygosomatidae	Kamali et al., 2001
			Pyemotidae	Kamali et al., 2001
			Pygmephoridae	Kamali et al., 2001
			Raphignathidae	Kamali et al., 2001
			Rhagidiidae	Kamali et al., 2001
			Rhyncaphyoptidae	Kamali et al., 2001
			Scutacaridae	Kamali et al., 2001
			Smarididae	Kamali et al., 2001
			Sperchontidae (not Sperchonidae)	Kamali et al., 2001; Pešić et al., 2014
			Sphaerolichidae	Beyzavi & Ostovan, 2011
			Stigmaeidae	Kamali et al., 2001
			Tarsocheylidae	Amin et al., 2014
			Tarsonemidae	Kamali et al., 2001
			Teneriffiidae	Kamali et al., 2001
			Tenuipalpidae	Kamali et al., 2001
			Tetranychidae	Kamali et al., 2001
			Thyasidae	Kamali et al., 2001
			Torrenticolidae	Kamali et al., 2001
			Trochometridiidae	Hajiqanbar et al., 2009
			Trombiculidae	Kamali et al., 2001
	Trombidiidae	Kamali et al., 2001		
	Tuckerellidae	Kamali et al., 2001		
	Tydeidae	Kamali et al., 2001		
	Unionicolidae	Kamali et al., 2001		

¹ Ceratozetidae incorrectly reported in the Mesostigmata by Kamali et al. (2001). ² Kamali et al. (2001) listed species in the Haemogamasidae and Neoparasitidae that were later transferred to Laelapidae by Kazemi & Rajaei (2013). ³ Parholaspididae was misspelled as Parholaspidae by Kamali et al. (2001). ⁴ Kamali et al. (2001) misplaced a Trematuridae species in the Urodynychidae. ⁵ Lohmanni[i]dae was incorrectly spelled with one "i" by Kamali et al. (2001).

^a 49 families, 671 species; ^b 47 families, Kazemi & Rajaei (2013), Hajizadeh & Faraji (2016), Nemati et al. (2018) listed 172 genera and 620 species [Kamali et al. (2001) listed only 228 species]; ^c 2 families, 51 species; ^d 195 families, 1,062+ species; ^e 108 families, 459+ species; ^f 4 families, 4 species; ^g 14 families, 75+ species; ^h 90 families, Akrami (2015) listed 380 species [Kamali et al. (2001) listed 96 species]; ⁱ 87 families, 603+ species.

Our estimate of the total number of Acari species (= 1,733+) is based only on updated totals of two orders as well as totals from the original 2001 catalog. Newly described or collected families of Acari from Iran were added to Table 3, resulting in the current list of 244 families.

The Acarological Society of Iran (available from: <http://www.acarology.ir> [Accessed 4 April 2018]) was established in 2008. At the moment the group has more than 120 members from around the world and publishes four issues of the "Persian Journal of Acarology" every year. Contact details and current list of members: <http://www.acarology.ir/en/list-of-members.html> [Accessed 7 August 2019]. See also <https://ipca.ut.ac.ir/> [Accessed 11 August 2019] for information about meetings, pictures, and previous International Persian Congress of Acarology meetings.

There are numerous books and a thesis published in Persian and in one case Persian with English translation (Bartsch & Sepasgozarian, 1977).

- The books are on Acarology in general:

[*Acarology (morphology, biology & systematics)*] (Rahmani et al., 2011); [*Acarology (external & internal morphology)*] (Hajizadeh & Akrami, 2010); [*An illustrated glossary of acarology terminology*] (Lotfollahi & Khanjani, 2013); [*An introduction to morphology, anatomy, biology and distribution of Halacaridae (Acari)*] (Bartsch & Sepasgozarian, 1977).

- Topics covered also include diseases to man and plants as well as other agricultural damage:

[*Tick, a vector of piroplasmose and its control*] (Ezzatpour, 1987); [*Relapsing fever and its epidemiology*] (Karimi, 1981); [*Mites injurious to agricultural products*] (Khanjani & Haddad Irani-Nejad, 2006), a Ph.D. thesis (Akrami, 2006) [*Biodiversity of oribatid mites*

(*Acari: Oribatida*), and survey of important species as vectors of *Moniezia spp.* (Cestoda) in Mazandaran Province].

- Identification and systematics are also covered:

[*Acari of Iran, Vol. 1, Parasitengone mites of Iran*] (Saboori et al., 2007); [*Acari of Iran, Vol. 2, Oribatid mites of Iran*] (Akrami & Saboori, 2012); [*An illustrated guide to the Ixodidae ticks of Iran*] (Hashemi-Fesharaki et al., 2002); [*Identification guide and diagnosis key for predatory mites of the family Phytoseiidae of Iran*] (Hajizadeh & Faraji, 2016).

Few Iranian arachnids inflict a significantly toxic bite (stings are of course a different matter). *Latrodectus* and *Loxosceles* are recorded from Iran and are known to have medically important bites (see below under spiders). Tick paralysis is a potentially fatal, but easily cured disease, caused by injection of a neurotoxin(s) found in tick saliva. Tick paralysis is present but not routinely found in Iran (Abdigoudarzi et al., 2006). However, economically and medically, parasitic mites and ticks surpass all other arthropods (except possibly mosquitoes and flies) in the number of diseases they transmit to humans, as well as in the widespread infestation of domestic stock and native wildlife. Robbins & Spradling (2006) cited the important tick-borne diseases transmitted by ticks in Iran as Bunya Fever, Crimean-Congo Hemorrhagic Fever, Dhori Virus Fever, Uukuniemi Virus Encephalitis, Boutanneuse Fever, Astrakan Fever, Tick-Borne Relapsing Fever, and Lyme Disease. Human scabies and Sarcoptic mange are both common in Iran (Seyedi Arani et al., 2016) and are caused by different subspecies/varieties of the sarcoptid mite *Sarcoptes scabiei* (De Geer, 1778).

Scorpions, “*aqrab*” or “*každom*” (Order Scorpiones = Scorpionida)

Because of the presence of large deserts and semi-arid areas in Iran, scorpions have always played a significant role in the life and the culture of the people.

Stinging as a feature of the scorpion's nature and not because of it being hateful is a famous concept in a poem by Saadi, the great Iranian poet (1210 to 1291 AD). A scorpion plaque (game board? with 20 positions) (Fig. 1) found in an archaeology site in Jiroft, Kerman province (Muscarella, 2001), southern Iran, was the logo of the now disbanded (2019) Arachnological Society of Iran (see comments under second paragraph in section Arachnology below). The civilization of ancient Jiroft is thought to be about 5,000 YBP, which is even more ancient than the Sumerian. The objects of this historical region are related to Aratta, a mysterious civilization mentioned in Sumerian's literature, which flourished more than 4,000 years ago.

A short review of the history of study of scorpions of Iran was published by Mirshamsi et al. (2011b). Olivier (1807) (Fig. 27), while writing in France, was the first to publish on Iranian scorpions. This study was followed by works of some other scorpologists from Europe and Russia, namely Pocock (1900a) (Fig. 28), Birula (1900, 1903, 1905a, 1917), Werner (1936), and Vachon (1958). Habibi (1971) and Farzanpay (1987, 1988) (Fig. 34) were the first Iranian publications which contributed to the study of scorpions of Iran. Since then, research on the fauna, biology, ethology, and other aspects of scorpions has been performed in veterinary, medical, and science faculties in Iranian universities. The studies are being continued by the collaboration of scientists from Iran and other parts of the world: Vignoli et al. (2003), Kovařík & Fet (2006) (Figs. 29, 30), Navidpour (2008a, 2008b) (Fig. 31), Navidpour & Lowe (2010), Navidpour

& Mashipour (2009), Navidpour et al. (2008a, 2008b, 2008c, 2008d, 2010, 2011, 2012, 2013), Pirali-Kheirabadi et al. (2009), Kovařík (2013), Mirshamsi (2013) (Fig. 32), Mirshamsi et al. (2010, 2011a, 2011b, 2013a), Teruel et al. (2014), Gharakhloo et al. (2018), etc. Mirshamsi et al. (2011b) recorded 51 species (30 endemics) of scorpions in Iran belonging to 18 genera and four families (Buthidae with 45 species, Hemiscorpiidae with six species, and a single species each of Diplocentridae and Scorpionidae). More recently, Yağmur et al. (2016) stated that there were 53 species with 32 endemics.

Navidpour et al. and Pirali-Kheirabadi et al. have published a series of articles entitled: “Scorpions of Iran (Arachnida, Scorpiones). Part” I–X. The last issue (part X) stated:

“This paper continues a comprehensive province-by-province field study of the scorpion fauna of Iran by the RRLS [Razi Reference Laboratory of Scorpion Research] team under Shahrokh Navidpour. The study includes documentation of biotope diversity, revisitation of previously known sites, some of them type localities, and sampling of all the encountered scorpion species. All specimens are collected with the help of UV light (night catch).”

They have completed studies of about a third of the provinces primarily in the western portions of the country.

Dehghani et al. (2016) recorded the occurrence of 59 species of 19 genera and the same three families [*Nebo* is currently classified in Scorpionidae and not the Diplocentridae, Soleglad & Fet, 2003 (Fig. 33)]. Kovařík et al. (2017) described a new species, *Hemiscorpius shahii*. Fet et al. (2018) named a new species of *Mesobuthus*. Fet et al. (2018) also provided a taxonomic key to the *Mesobuthus* complexes and species from the region. Kovařík et al. (2018) described two new *Hottentotta* species from Iran. Yağmur et al. (2016) recorded *Androctonus*

robustus Kovařík & Ahmed, 2013 from Iran for the first time. The record of *Androctonus baluchicus* (Pocock, 1900a) from Iran by Kovařík (1997) was rejected by Vignoli et al. (2003) and assigned to *A. crassicauda*. Possibly the specimens recorded from Iran as *Androctonus finitimus* (Pocock, 1897) were misidentified or the country locality data are incorrect. Only some old references listed this species from Iran and that species has not been recollected in that country (according to more recent literature). Kovařík & Ahmed (2013) only reported specimens (including all the types) of this species from Pakistan. Even so, we are keeping this species on the list of taxa from Iran until this is resolved by recollection or reexamination of those earlier recorded specimens. Kovařík et al. (2019b) described two new species of *Orthochirus* from Iran and Kovařík (2019) revised the taxonomy of *Mesobuthus* and *Olivierus* of Asia, including those from Iran. *Olivierus caucasicus* (Nordmann, 1840) was recorded under the name *Mesobuthus caucasicus* when Gantenbein et al. (2003) synonymized the genera, but Kovařík (2019) restored the two genera as being valid and resurrected the name *Olivierus caucasicus*. Kovařík (2019) also elevated the subspecies *Mesobuthus eupeus afghanus* (Pocock, 1889) to full species and noted that the nominal species (*Mesobuthus eupeus*) was also present in Iran and therefore it remains on the list.

Within the last decade, as late as 2018, there have been several errors listing synonyms on checklist as valid species. These junior synonyms are not entered in Table 4:

– *Buthacus tadmorensis* (Simon, 1892) was synonymized with *Buthacus macrocentrus* (Ehrenberg in Hemprich & Ehrenberg, 1828);

– *Buthus zarudnyi sarghadensis* Birula, 1903 = *Buthus zarudnianus* Birula, 1905a = *Compsobuthus kafkai* Kovařík, 2003 =

Compsobuthus sobotniki Kovařík, 2003 were all synonymized with *Sassanidotus gracilis* (Birula, 1900);

– both *Orthochirus sobotniki* Kovařík, 2004 and *Paraorthochirus goyffoni* Lourenço & Vachon, 1995 were synonymized with *Orthochirus farzanpayi* (Vachon & Farzanpay in Farzanpay, 1987) = *Simonoides farzanpayi* Vachon & Farzanpay in Farzanpay, 1987;

– *Mesobuthus agnetis* (Werner, 1936) from Iran remains a dubious taxon, possibly a synonym of *Sassanidotus zarudnyi* (Birula, 1903) (Fet & Lowe, 2000) [not *Sassanidothus zarudnyi* (incorrect subsequent spelling of genus)]. In the meantime, Kovařík (2019) list it as valid in his reassessment of the genus and therefore we are keeping it in Table 4.

There are three books in Persian written about scorpions of Iran: Farzanpay (1987) [*Knowing Scorpions*] (Fig. 34), Navidpour et al. (2016) [*Applied procedures in Scorpology*], and Zamani (2016b) (Fig. 35) [*The field guide of spiders and scorpions of Iran*].

Three recent publications by Dehghani et al. (2016), Motevalli Haghi & Dehghani (2017), and Dehghani & Kassiri (2018) primarily intended for the medical field contain numerous errors with the scientific names and author listings [all authors' names in parentheses- according to the (International Code of Zoological Nomenclature, ICZN) this is reserved for scientific names which were described originally in combination with another genus]. Those authors also listed species names with "sp. n." when they were already described and with taxa that are either misidentified or recorded from other countries. As noted by those authors correct identification could be of medical importance and therefore they are recorded here with notes on the other species listed in error. ICZN Recommendation 51E, citation of contributors was followed here: "If a scientific name and the conditions other than publication that make it available are

the responsibility ... of less than all of joint authors, the authorship of the name, if cited, should be stated as ... "B in A & B", or in whatever form is appropriate to facilitate information retrieval (normally the date should also be cited)." Thus, the use of (Ehrenberg in Hemprich & Ehrenberg, 1828) and (Ehrenberg in Hemprich & Ehrenberg, 1829). See also remarks in Methods about names and dates used in this publication.

The total number of scorpions from Iran currently is 68 species (Table 4). The following current list (prepared with the guidance of Kovařík, personal communication 11 July 2018; and updated with new information in the publication *Euscorpis* for 2019) of scorpions recorded from Iran. Because so many of the species are named by the same authors in different combinations, et al. is not used in the list below for clarity. This publication lists the names, authors, years, and citations correctly for all future researchers, not just those in the medical field. While preparing this list and citations to the original publications some discrepancies in years and spellings of names were corrected.

Motevalli-Haghi & Dehghani (2017) listed numerous subspecies which are not reviewed here. Those same authors also listed numerous species from Iran that are otherwise not known to occur in that country. There are numerous citations (some papers in Persian) given in that paper which might be the original source of some of those records. Some of the identifications are questioned with the suggestion that these records be further studied. Kovařík (personal communication 2 July 2018) was extremely helpful with these record comments: *Apistobuthus pterygocercus* (Finnegan, 1932) was listed from Khuzestan province, but is otherwise known only from the Arabian Peninsula; *Buthacus leptochelys* (Ehrenberg in Hemprich & Ehrenberg, 1829) was listed from Khuzestan, Bushehr and Hormozgan provinces and is likely a

misidentification of *B. macrocentrus* (Ehrenberg in Hemprich & Ehrenberg, 1828) [see Kovařík, 2005 for differences]; *Compsobuthus acutecarinatus* (Simon, 1882) was listed from Fars and Bushehr provinces, but otherwise known only from Oman and Yemen; *Compsobuthus rugosulus* (Pocock, 1900a) was listed from Fars and Bushehr provinces, but is otherwise known only from India; *Hottentotta alticola* (Pocock, 1895b) was listed from Khuzestan, Lorestan, Hormozgan, Sistan & Baluchistan, and Kermanshah provinces, but otherwise known only from Pakistan. *Hottentotta jayakari* (Pocock, 1895b) was listed from Qom, Hormozgan, and Fars provinces based on misidentified specimens by Motevalli-Haghi & Dehghani (2017) but more recently unpublished collections from Hormozgan and southern Sistan & Baluchistan provinces reveal the true *H. jayakari* outside of the Arabian Peninsula. Zamani (2016b) collected and reported *H. jayakari* in Iran, but only on some islands of the Persian Gulf. *Odontobuthus odonturus* (Pocock, 1897) was listed from Khuzestan, Fars, Bushehr, Kermanshah, Ilam, and Yazd provinces, but was otherwise known only from India and Pakistan. A *Nebo* sp. was collected/reported by Dehghani et al. (2008) from Kerman province but further details are still unpublished. Because of their economic and medical importance, scorpions should continue to be a popular subject for study. Scorpion envenomation is of considerable health concern in subtropical and tropical regions like Iran, with many cases of human death occurring annually (Farzanpay, 1987; Dehghani & Fathi, 2012; Dehghani et al., 2016; Dehghani & Kassiri, 2018 and citations therein). Fifty thousand scorpion stings per year have been reported from Iran, most cases being in Khuzestan and Hormozgan provinces (Farzanpay, 1987; Dehghani & Fathi, 2012; Fekri et al., 2012; Kassiri et al., 2012; Dehghani et al., 2016; Sanaei-Zadeh et al., 2017).



Figures 30–36. American, European, and Iranian Arachnologists. **30.** Fet, Victor (born 9 May 1955, Krivy Rih, Ukraine); **31.** Navidpour, Shahrokh (born 13 January 1967, Ahvaz, Iran); **32.** Mirshamsi, Omid (born 13 January 1975, Sari, Iran); **33.** Soleglad, Michael E. (born 9 November 1941, Minneapolis, U.S.A.); **34.** Farzanpay, Reza (born 1934); **35.** Zamani, Alireza (born 11 January 1994, Tehran, Iran); **36. Left:** Senglet, Antoine (died 29 March 2015, Vich, Switzerland). **Right:** Tanasevitch, Andrei Victorovitch [born 8 August 1956, Moscow, the U.S.S.R. (now Russia = Russian Federation)].

Table 4. Scorpions recorded from Iran (68 species, 3 families).

Family	Species	Count
Buthidae	<i>Androctonus crassicauda</i> (Olivier, 1807)	1
	<i>Androctonus finitimus</i> (Pocock, 1897)	2
	<i>Androctonus robustus</i> Kovařík & Ahmed, 2013	3
	<i>Anomalobuthus talebii</i> Teruel, Kovařík, Navidpour & Fet, 2014	4
	<i>Apistobuthus susanae</i> Lourenço, 1998	5
	<i>Buthacus macrocentrus</i> (Ehrenberg in Hemprich & Ehrenberg, 1828)	6
	<i>Compsobuthus garyi</i> Lourenço & Vachon, 2001	7
	<i>Compsobuthus jakesi</i> Kovařík, 2003	8
	<i>Compsobuthus kaftani</i> Kovařík, 2003	9
	<i>Compsobuthus matthiesseni</i> (Birula, 1905a)	10
	<i>Compsobuthus persicus</i> Navidpour, Soleglad, Fet & Kovařík, 2008d	11
	<i>Compsobuthus petriolii</i> Vignoli, 2005	12
	<i>Compsobuthus plutenkoi</i> Kovařík, 2003	13
	<i>Hottentotta jayakari</i> (Pocock, 1895b)	14
	<i>Hottentotta juliae</i> Kovařík, Yağmur & Fet, 2019a	15
	<i>Hottentotta khoozestanus</i> Navidpour, Kovařík, Soleglad & Fet, 2008b	16
	<i>Hottentotta lorestanus</i> Navidpour, Nayebyzadeh, Soleglad, Fet, Kovařík & Kayedi, 2010	17
	<i>Hottentotta navidpouri</i> Kovařík, Yağmur & Moradi, 2018	18
	<i>Hottentotta saulcyi</i> (Simon, 1880)	19
	<i>Hottentotta schach</i> (Birula, 1905a)	20
	<i>Hottentotta sistanensis</i> Kovařík, Yağmur & Moradi, 2018	21
	<i>Hottentotta zagrosensis</i> Kovařík, 1997	22
	<i>Iranobuthus krali</i> Kovařík, 1997	23
	<i>Kraepelinia palpator</i> (Birula, 1903)	24
	<i>Liobuthus kessleri</i> Birula, 1898	25
	<i>Mesobuthus agnetis</i> (Werner, 1936)	26
	<i>Mesobuthus afghanus</i> (Pocock, 1889)	27
	<i>Mesobuthus eupeus</i> (C.L. Koch, 1839)	28
	<i>Mesobuthus iranus</i> (Birula, 1917)	29
	<i>Mesobuthus macmahoni</i> (Pocock, 1900a)	30
	<i>Mesobuthus persicus</i> (Pocock, 1899)	31
	<i>Mesobuthus phillipsii</i> (Pocock, 1889b)	32
	<i>Mesobuthus thersites</i> (C.L. Koch, 1839)	33
	<i>Mesobuthus vesiculatus</i> (Pocock, 1899)	34
	<i>Odontobuthus bidentatus</i> Lourenço & Pézier, 2002	35
	<i>Odontobuthus doriae</i> (Thorell, 1876)	36
	<i>Odontobuthus tavighiae</i> Navidpour, Soleglad, Fet & Kovařík, 2013	37
	<i>Odontobuthus tirgari</i> Mirshamsi, Azghadi, Navidpour, Aliabadian & Kovařík, 2013	38
	<i>Olivierus brutus</i> (Fet, Kovařík, Gantenbein, Kaiser, Stewart & Graham, 2018)	39
	<i>Olivierus caucasicus</i> (Nordmann, 1840)	40
	<i>Olivierus parthorum</i> (Pocock, 1889a)	41
	<i>Orthochirus carinatus</i> Navidpour, Kovařík, Soleglad & Fet, 2019	42
	<i>Orthochirus farzanpayi</i> (Vachon & Farzanpay in Farzanpay, 1987)	43
	<i>Orthochirus fuscipes</i> (Pocock, 1900a)	44
	<i>Orthochirus gantenbeini</i> Kovařík, Yağmur, Fet & Hussen, 2019b	45
	<i>Orthochirus gruberi</i> Kovařík & Fet, 2006	46
	<i>Orthochirus iranus</i> Kovařík, 2004	47

Table 4. Continued.

Family	Species	Count
Buthidae	<i>Orthochirus mesopotamicus</i> Birula, 1918	48
	<i>Orthochirus navidpouri</i> Kovařík, Yağmur, Fet & Hussen, 2019b	49
	<i>Orthochirus scrobiculosus</i> (Grube, 1873)	50
	<i>Orthochirus stockwelli</i> (Lourenço & Vachon, 1995)	51
	<i>Orthochirus varius</i> Kovařík, 2004	52
	<i>Orthochirus zagrosensis</i> Kovařík, 2004	53
	<i>Polisius persicus</i> Fet, Capes & Sissom, 2001	54
	<i>Razianus zarudnyi</i> (Birula, 1903)	55
	<i>Sassanidotus gracilis</i> (Birula, 1900)	56
	<i>Sassanidotus zarudnyi</i> (Birula, 1903)	57
	<i>Vachoniolus iranus</i> Navidpour, Kovařík, Soleglad & Fet, 2008b	58
Scorpionidae	<i>Nebo henjamicus</i> Francke, 1980	59
	<i>Scorpio kruglovi</i> Birula, 1910	60
	<i>Scorpio maurus</i> Linnaeus, 1758	61
Hemiscorpiidae	<i>Hemiscorpius acanthocercus</i> Monod & Lourenço, 2005	62
	<i>Hemiscorpius enischnochela</i> Monod & Lourenço, 2005	63
	<i>Hemiscorpius gaillardi</i> (Vachon, 1974)	64
	<i>Hemiscorpius kashkayi</i> Karataş & Gharkheloo, 2013	65
	<i>Hemiscorpius lepturus</i> Peters, 1861	66
	<i>Hemiscorpius persicus</i> Birula, 1903	67
	<i>Hemiscorpius shahii</i> Kovařík, Navidpour & Soleglad, 2017	68

The text by [Dehghani & Arani \(2015\)](#) brings together the legends and stories of scorpion stings and treatments in ancient through modern times in Iran. Although the stories are often terrible, scorpions have certainly played a significant role in Iranian history. Scorpions were also involved in the fate of wars in Iran according to [Dehghani & Arani \(2015\)](#):

“In the late Sassanid period, Kashan was so famous and thriving that it sent an army of warriors headed by Shirzad to fight with the Arabs. The army of Abu Musa Ashari, the Arabian commander was encountered with persistence and tenacity. Abu Musa Ashari, who was disappointed to not capture Kashan, distributed pitchers of scorpions throughout the city. The people stung by the scorpions gave up and were soon surrounded. The Arabs soon after killed the people, looted properties and animals, and took the soldiers captive.”

Those authors related that Ibn Sina (Avicenna), the well-known Persian

physician, ... “described a scorpion that can undoubtedly be attributed to the *H[emiscorpius] lepturus* based on the clinical signs given in the famous *Canon of Medicine*” (*Qanun fi al-tibb*) published in 1025 AD: where Avicenna described that “Their poison is very strong ... If one is stung by them, one does not feel anything immediately. The day after or on the person feels the pain. The person gets depressed, their complexion gets pale and may take jaundice. After being stung, the tongue is inflamed, site of sting is infected, urinates blood and sometimes dies.” See a picture of this scorpion in Fig. 2.

Spiders, “*ankabūt*” (Order Araneae = Aranei)

Members of this order were the next group of Iranian Arachnida which attracted most people’s attention. Although spiders have usually been considered as a simile of not being an ambitious person in Iranian cultural literature (sitting in a corner on their web’s waiting for food, and not flying

high for making great wishes come true), their morphology, biology, and behavior have been used frequently as metaphors by Iranian (Persian) poets. When in this publication it is written "Iran" in reference to poetry and culture, it is meant "Greater Iran" which consists of the lands which were parts of the ancient Iranian empire where the Persian language had been common there such as Afghanistan, some parts of central Asia, Caucasus, and eastern Turkey. Translating poetry of different cultures is not easy and much is lost in meter and rhyme. Some systems in Persian poems may be impossible to translate because of removing some beautiful hints which were carefully established by the poet. Here a few translations are provided just to record these observations and the times from which they were produced (Dehkhoda, 1931). Spider morphology, by Saadi (1210–1291 AD): "Why do you have lean arms and legs?" The fly said to the spider. "If you get stuck in my web, the world would be darkened in front of your eyes" the spider (probably a pholcid) replied. Biology and behavior, by Sanaei (1080–?1131 or 1141 AD): Mystic people [i.e., people who think beyond the limitations and frames of any religion or belief. They are in love with God but their definition of God may be different from those of the common people] celebrate twice in one second [i.e., they do not wait for any event to be happy because their happiness, in other words, their God, is in their heart], but spiders [referred to as a metaphor for the common people] wrap flies [i.e., make so much effort for terrestrial achievements]. Molavi (Rumi) (1207–1273 AD): If the spider had the nature of Phoenix, it would never have made a tent by gossamer. Shahid Balkhi (died in 936 or 937 AD): My love to my beloved is similar to a spider, making a net around my heart.

There are also some records of using these animals and their silk in ancient

medicine (Moin, 1972). The first recorded observations on spiders from Iran probably was by Olearius (1656), where he reported his observations on "tarantulas" in the area around Kashan, Isfahan province (from a translation by John Davies of 1662): "... Kaschan [sic] is a place excellently well seated, but the air must be somewhat unwholesome, when they want fresh water thereabouts, and that it is here the tarantulas and the most dangerous scorpions of all Persia are most rife." Later, another such observation was reported by Schöngast (1668) from Kerman province. This was a work dealing with an unknown poisonous tarantula named in the literature as "Enkurek Persarum". These early references to tarantulas were almost certainly in reference to large wolf spiders known in Medieval Latin as *tarantula*. *Latrodectus* (widow spiders) and *Loxosceles* (recluse spiders) are recorded from Iran and are known to have medically important bites (Sanaei-Zadeh, 2017).

It is recorded that one of the first known scientific collection of Iranian spiders was made by Eugen von Keyserling and Theophil Bienert during 1859. Keyserling was born in the Russian Empire and Bienert acted as a member of the Russian Academy of Sciences, and specimens from this trip are stored in the Zoological Institute, St. Petersburg (Logunov & Marusik, 1999; Mozaffarian & Marusik, 2001). Recently Azarkina & Zamani (2019) described a new species of jumping spider that was from that first 1859 collection. The taxonomic work on the spider fauna of Iran was not made for another couple of decades and was published by the Frenchman Eugène Simon (1874) (Fig. 37). In this publication, Simon described "*Sparassus doriae*" (Sparassidae) from Tehran, based on material collected during 1862 to 1863 by the Italian naturalist Giacomo Doria. The other main collection from the country was conducted in 1973–

1975 by the Swiss arachnologist, Antoine Senglet (Fig. 36-left). His material is housed in the Muséum d'histoire naturelle, Genève.


During the 20th century, many other papers were published on Iranian spiders by scientists from several countries in Europe and Russia, e.g., Pocock (1899, 1903), Werner (1936), Pavlovsky (1942) and Roewer (1955, 1959) (Fig. 38).

The first study on spiders in the Iranian literature was published by Zini (1958) on the biology and distribution of the Mediterranean widow spider, *Latrodectus tredecimguttatus* (Rossi, 1790), in the northeast of Iran. Brignoli (1972, 1979, 1980, 1982) (Fig. 39), Senglet (1974, 2008), Wesołowska (1986), Prószyński (1992), Ovtsharenko et al. (1994), Saaristo & Tanasevitch (1996), Wunderlich (1995a, 1995b) (Fig. 40), Logunov (1999, 2001a, 2001b), Logunov & Marusik (1999, 2000), Ono & Martens (2005) and Tanasevitch (2017) (Figs. 36-right, 42-right) are other important araneological studies made by scientists from different parts of the world. The study of spiders has continued by some Iranian students and researchers, sometimes in cooperation with international scientists, e.g. Mozaffarian (2000) (Fig. 41), Mozaffarian & Targari (2000), Mozaffarian et al. (2000), Mozaffarian & Marusik (2001) (Fig. 42-left), Logunov et al. (2001, 2013) (Fig. 42-center), Ghahari & Marusik (2009), Moradmand & Jäger (2011, 2012) (Figs. 43, 44), Mirshamsi et al. (2013b, 2015, 2016), Moradmand (2013), Sadeghi et al. (2016), Shalchian Tabrizi et al. (2015), Zamani (2014, 2015, 2016a, 2016b), Kiany et al. (2017), Zamani & Marusik (2018) and Zamani et al. (2016b, 2017a, 2017b, 2019a). There are many publications on spiders of Iran; 245 are listed in the bibliography by Zamani et al. (2019a). There is a nice book in Persian with many colored photographs entitled "The field guide of spiders and scorpions of Iran" by Zamani (2016b).

Currently 764 species and subspecies of spiders from 297 genera in 52 families have been recorded from Iran (Zamani et al., 2019a, Table 5). All the spiders from Iran are members of the Suborder Opisthothelae.

Some interesting spiders of Iran include *Iraponia scutata* Kranz-Baltensperger, Platnick & Dupérré, 2009, the only species of the genus (Caponiidae), endemic to Iran. This family is otherwise known in Eurasia by only two other species, from Laos, China, and Vietnam. *Spariolenus iranomaximus* Moradmand & Jäger, 2011, is a sparassid with a leg span of about 15 cm. It is the largest spider in the Middle East. The Oonopidae spider *Trilacuna qarzi* Grismado & Malek-Hosseini in Malek-Hosseini et al. (2015) is the only cave dwelling species of the genus, endemic to Iran, and the only Iranian spider known to show troglomorphism. The other species of the genus are from the Oriental region. *Paratheuma enigmatica* Zamani, Marusik & Berry, 2016a, an intertidal spider, is known from the shores of the Persian Gulf in Iran from more than 6,000 km away from the closest recorded occurrence of the genus. Members of the genus are otherwise only known from Korea, Pacific islands, and the U.S.A.

There are also two popularly-recognized filistatid spiders named from Iran with very non-classical names by Marusik & Zamani (2015). *Filistata maguirei* was named after the actor Tobey Maguire, who played Spider-Man in Sam Raimi's trilogy and *Pritha garfieldi* was named after the actor Andrew Garfield, who played the role of comic book superhero Spider-Man in two movies. Following these, there was the description of a wolf spider named *Lycosa aragogi* Nadolny & Zamani, 2017. Because the authors felt like that lycosid looks so much like Aragog, the giant, fictional spider from the "Harry Potter" series, that the species was named after it.



Figures 37–43. European and Iranian Arachnologists. **37.** Simon, Eugène Louis (born 30 April 1848, Paris, France – died 17 November 1924, Paris, France); **38.** Roewer, Carl Friedrich (born 12 October 1881, Neustrelitz, Germany – died 17 June 1963, Bremen, Germany); **39.** Brignoli, Paolo Marcello (born 25 April 1942, Rome, Italy – died 8 July 1986, L’Aquila, Italy); **40.** Wunderlich, Jörg (born 19 December 1939, Berlin, Germany); **41.** Mozaffarian, Fariba (born 23 August 1970, Kazeroun, Iran); **42. Left:** Marusik, Yuri Mikhailovich [born 13 May 1962, Sarny, Rovno Region, Ukraine Soviet Socialist Republic (in former U.S.S.R.)]. **Center:** Logunov, Dmitri Viktorovich [born 25 May 1962, Volgograd, the U.S.S.R. (now Russia = Russian Federation)]. **Right:** Tanasevitch, Andrei Victorovich [born 8 August 1956, Moscow, the U.S.S.R. (now Russia = Russian Federation)]; **43.** Moradmand, Majid (born 11 September 1982, Isfahan, Iran).

Table 5. Spider families recorded from Iran (764 species, 52 families).

Infraorder	Clade	Family	No. of genera	No. of species/sub-species	
Mygalomorphae		Atypidae	1	2	
		Cyrtacheniidae	1	1	
		Dipluridae	1	2	
		Nemesiidae	1	5	
		Theraphosidae	1	1	
Araneomorphae	Haplogynae	Caponiidae	1	1	
		Dysderidae	4	7	
		Filistatidae	5	15	
		Leptonetidae	1	1	
		Oonopidae	4	6	
		Pholcidae	6	20	
		Scytodidae	1	6	
		Segestriidae	1	2	
		Sicariidae	1	2	
		Entelegynae	Agelenidae	5	18
			Anyphaenidae	1	1
			Araneidae	20	46
	Cheiracanthiidae		1	7	
	Cithaeronidae		1	1	
	Clubionidae		2	7	
	Corinnidae		1	1	
	Cybaeidae		2	4	
	Dictynidae		12	16	
	Eresidae		2	3	
	Gnaphosidae		32	90	
	Hahniidae		1	1	
	Hersiliidae		4	12	
	Linyphiidae		46	80	
	Liocranidae		2	2	
	Lycosidae		18	73	
	Mimetidae		2	3	
	Miturgidae		2	3	
	Mysmenidae		1	1	
	Oecobiidae		2	10	
	Oxyopidae	2	8		
	Palpimanidae	1	2		
	Philodromidae	5	27		
Phrurolithidae	1	1			
Pisauridae	1	2			
Salticidae	40	108			
Selenopidae	1	1			
Sparassidae	6	19			
Synsphyridae	1	1			
Tetragnathidae	4	16			
Theridiidae	20	48			
Theridiosomatidae	1	1			
Thomisidae	17	63			
Titanoecidae	2	6			

Table 5. Continued.

Infraorder	Clade	Family	No. of genera	No. of species/sub-species
Araneomorphae	Entelegynae	Trachelidae	2	2
		Uloboridae	2	3
		Zodariidae	4	5
		Zoropsidae	1	1
Totals		52	297	764

A siltstone slab showing three sets of arthropod tracks (trace fossils trackways) was reported from the Middle Jurassic Dansirit Formation (170 MBP), Mazandaran province, Iran (Abbassi & Mustoe, 2018). The maker of these trace fossils was named (as a new ichnogenus and species) *Porpaichnus dansiritensis*. The environment of the track-bearing stratum is unknown. If the origin of the sediment is littoral, the tracks were likely made by a decapod crustacean. If a terrestrial deposit, the tracks are possibly representative of an arachnid that used its pedipalps to supplement four pairs of walking legs when moving. The morphological characteristics presented by Abbassi & Mustoe (2018) suggest that the tracks may have been made by an early Mygalomorphae. If so, these trackways are the earliest known evidence of a large mygalomorphic spider. More research is obviously needed to determine the depositional environment and until that time this ichnospecies is not considered and listed here as an arachnid.

Pseudoscorpions, "šebh-e 'aqrab" (Order Pseudoscorpiones = Pseudoscorpionida, Chelonethida)

Members of this order have achieved less attention in Iran due to their small sizes, secretive habits, hidden habitats, and the general lack of significant economic importance. They were recorded from Iran for the first time by the European scientist Redikorzev (1918). He described the new species, *Chelififer spinipalpis* which is now recognized in the combination of *Strobilochelififer spinipalpis* (Redikorzev, 1918). The study of this order was continued by

European scientists. Substantial contributions were made by Beier (1951, 1971). Following was Mahnert (1974, 1980), Schawaller (1983), Mirmoayedi et al. (2000), and then by Iranian arachnologists. Nassirkhani is the most prolific researcher on this group and has published many papers: Nassirkhani & Takaloo zadeh (2012, 2013a, 2013b), Nassirkhani (2014a, 2014b, 2014c, 2015, 2016a, 2016b, 2016c, 2016d, 2016e, 2016f, 2018a, 2018b), Nassirkhani & Vafai Shoushtari (2014a, 2014b, 2015a, 2015b, 2015c, 2016), Nassirkhani & Hamidi (2015), Nassirkhani et al. (2015, 2016a, 2016b, 2017), Nassirkhani & Zamani (2017, 2018), Nassirkhani & Doustaresharaf (2018, 2019), Nassirkhani & Mumladze (2019), Zamani et al. (2019b). Nassirkhani also published one paper with an Australian researcher (Nassirkhani & Harvey, 2013). The first pseudoscorpion found in an Iranian cave was *Megachernes pavlovskyi* Redikorzev, 1949 by Christophoryová et al. (2013). Interestingly, this species had only been recorded first for the country by Mirmoayedi et al. (2000).

Although not publishing papers dedicated to just species from Iran, Beier published 12 papers (in 1928, 1931, 1935, 1949, 1952, 1959, 1962, 1963, 1966, 1969, 1973, 1976) naming species from Iran and region that were later recognized as occurring in Iran. Mahnert (1991, 2007), many additional European authors, and one American in the 1930's also described further species from surrounding countries which were later recognized from Iran. These include (ordered by year): Preyssler (1790), Schrank (1803), Hermann (1804), Leach (1817), Koch (1837, 1839, 1843,

1873), Simon (1878, 1879), Daday (1889), Redikorzev (1918, 1922, 1930, 1949), Chamberlin (1930, 1933), Hewitt & Godfrey (1929), Krumpál (1984), and Dashdamirov (1991, 2005).

Besides the recognition of new records for described species and new species descriptions relatively few publications have changed the taxonomy of the pseudoscorpions listed by Harvey (2013b) from Iran. Notable are: (1) four *Chthonius* spp. (*C. anatolicus*, *C. iranicus*, *C. romanicus*, and *C. tetrachelatus*) were transferred when the Subgenus *Ephippiochthonius* was raised to full genus by Zaragoza (2017) and all listed in such combination by Nassirkhani et al. (2019); (2) *Rhacochelifer iranicus* Beier, 1971 was synonymized under *Diplotemnus insolitus* by Dashdamirov (2005); (3) Novák & Harvey (2015) then synonymized *D. insolitus* with *Chelifer balcanicus* Redikorzev, 1928, and created the new combination of *Diplotemnus balcanicus* (Redikorzev, 1928); (4) *Strobilochelifer grandimanus* Beier, 1943 was synonymized under *Strobilochelifer spinipalpis* by Mahnert (1980). Likewise, *Minniza syriaca* Beier, 1951 was synonymized under *Minniza babylonica* by Mahnert (1991).

Malek-Hosseini & Zamani, A. (2017) reported that there were 56 species from 12 families known from Iran but they did not provide a list of taxa. Details on 49 species can be located in Harvey (2013b). The year before, Nassirkhani & Takaloo zadeh (2012) published a very detailed and nicely illustrated book in Persian about all aspects of Pseudoscorpiones and their study in Iran. This book along with an article by Nassirkhani & Harvey (2013) on the external anatomy of the different postlarval life stages of the Iranian pseudoscorpion *Dactylochelifer gracilis* are the only publications not extensively aimed at distribution and taxonomy of pseudoscorpions of the country. In the book by Nassirkhani & Takaloo zadeh (2012) they provided a listing of the taxa that is essentially the same as Harvey's list. Since then changes in published species can be

found in the later works by Nassirkhani and numerous coworkers (all listed above and in references). Nassirkhani kindly allowed us to see an "in preparation" manuscript on an identification key to the pseudoscorpion species of Iran. In this work he probably will alter the number of species known from Iran, but otherwise it has served as a starting point for our list of the 68 currently recognized species (Table 6).

Camel spiders, sun spiders, windscorpions, or solifuges, "roteyl" (= rotayl) (Order Solifugae = Solpugida)

With their speed and often ferocious appearance, it is odd that camel spiders have not been of greater interest to publishing scientists. Local folklore often attributes malevolent powers to these common creatures (Ahmadi & Tuck, 2011). They are not directly of medical or economic importance. Their bite is non-venomous and they have no venom glands or stingers, but they might inflict secondary infections from their bites. Zamani (2016b) noted that it is a common misbelief in Iran that solifuges are highly venomous and that their bite is lethal, but they are only capable of inflicting a bite upon "jumping" on the person beneath them, as their "stingers" are located under their abdomens. What people consider as "stingers" are in fact Racquet organs or Malleoli. Their occasional abundance in arid and semi-arid lands would suggest more interest should have been noted in the literature. Perhaps their primarily nocturnal behavior has hidden them from most observers. The misleading photograph (the proximity of the camel spiders to the camera with the soldiers in the foreground exaggerated their size) and the text about two camel spiders being held by an American soldier from neighboring Iraq started circulating the internet in 2004 (Walker, 2004). The sensationalism of this posting caught the attention of the public but frustrated arachnologists with this misconception of this interesting group of arachnids.

Table 6. Pseudoscorpions recorded from Iran (65 species, 12 families).

Family	Species	Count	
Atemnidae	<i>Atemnus politus</i> (Simon, 1878)	1	
	<i>Diploaemnus balcanicus</i> (Redikorzev, 1928)	2	
Cheiridiidae	<i>Apocheiridium ferum</i> (Simon, 1879)	3	
	<i>Cheiridium museorum</i> (Leach, 1817)	4	
Cheliferidae	<i>Dactylochelifer brachialis</i> Beier, 1952	5	
	<i>Dactylochelifer gracilis</i> Beier, 1951	6	
	<i>Dactylochelifer intermedius</i> Redikorzev, 1949	7	
	<i>Dactylochelifer kussariensis</i> (Daday, 1889)	8	
	<i>Dactylochelifer latreillii</i> (Leach, 1817)	9	
	<i>Dactylochelifer mrciaki</i> Krumpál, 1984	10	
	<i>Dactylochelifer spasskyi</i> Redikorzev, 1949	11	
	<i>Ellingsenius fulleri</i> (Hewitt & Godfrey, 1929)	12	
	<i>Gobichelifer chelanops</i> (Redikorzev, 1922)	13	
	<i>Hysterochelifer afghanicus</i> Beier, 1966	14	
	<i>Rhacochelifer melanopygus</i> (Redikorzev, 1949)	15	
	<i>Strobilochelifer spinipalpis</i> (Redikorzev, 1918)	16	
	Chernetidae	<i>Allochernes elbursensis</i> Beier, 1969	17
<i>Allochernes fusimensis</i> Nassirkhani, 2016a		18	
<i>Allochernes microti</i> Beier, 1962		19	
<i>Allochernes wideri</i> (C.L. Koch, 1843)		20	
<i>Chernes hahni</i> C.L. Koch, 1839		21	
<i>Dinocheirus panzeri</i> (C.L. Koch, 1837)		22	
<i>Lamprochernes muscivorus</i> Redikorzev, 1949		23	
<i>Lamprochernes nodosus</i> (Schränk, 1803)		24	
<i>Megachernes pavlovskyi</i> Redikorzev, 1949		25	
<i>Pselaphochernes anachoreta</i> (Simon, 1878)		26	
<i>Pselaphochernes scorpioides</i> (Hermann, 1804)		27	
Chthoniidae		<i>Chthonius shelkovi</i> Redikorzev, 1930	28
		<i>Ephippiochthonius anatolicus</i> (Beier, 1969)	29
	<i>Ephippiochthonius iranicus</i> (Beier, 1971)	30	
	<i>Ephippiochthonius negarinae</i> (Nassirkhani & Vafai Shoushtari, 2015b)	31	
	<i>Ephippiochthonius romanicus</i> (Beier, 1935)	32	
Garypinidae	<i>Ephippiochthonius tetrachelatus</i> (Preyssl, 1790)	33	
	<i>Amblyolpium bellum</i> Chamberlin, 1930	34	
	<i>Amblyolpium goldastehae</i> Nassirkhani, Vafai Shoushtari & Abadi, 2016a	35	
	<i>Amblyolpium atropatesi</i> Nassirkhani & Doustaresharaf, 2019	36	
	<i>Garypinus afghanicus</i> Beier, 1959	37	
Geogarypidae	<i>Serianus validus</i> (Beier, 1971)	38	
	<i>Geogarypus harveyi</i> Nassirkhani, 2014b	39	
Ideoroncidae	<i>Geogarypus shulovi</i> Beier, 1963	40	
	<i>Shravana latens</i> Harvey, 2016	41	
Menthidae	<i>Paramenthus nanus</i> Mahnert, 2007	42	
Neobisiidae	<i>Acanthocreagris caspica</i> (Beier, 1971)	43	
	<i>Acanthocreagris iranica</i> Beier, 1976	44	
	<i>Acanthocreagris roncifformis</i> (Redikorzev, 1949)	45	
	<i>Neobisium alticola</i> Beier, 1973	46	

Table 6. Continued.

Family	Species	Count
Neobisiidae	<i>Neobisium anatolicum</i> Beier, 1949	47
	<i>Neobisium crassifemuratum</i> (Beier, 1928)	48
	<i>Neobisium erythrodactylum</i> (L. Koch, 1873)	49
	<i>Neobisium fuscimanum</i> (C.L. Koch, 1843)	50
	<i>Neobisium validum</i> (L. Koch, 1873)	51
	<i>Roncus corimanus</i> Beier, 1951	52
	<i>Roncus microphthalmus</i> (Daday, 1889)	53
	<i>Roncus viti</i> Mahnert, 1974	54
	Olpiidae	<i>Calocheiridius centralis</i> (Beier, 1952)
<i>Cardioliptium asiaticum</i> (Dashdamirov, 1991)		56
<i>Cardioliptium bisetosum</i> Nassirkhani, 2015		57
<i>Minniza babylonica</i> Beier, 1931		58
<i>Minniza gallagheri</i> Mahnert, 1991		59
<i>Minniza nigrimanus</i> Mahnert, 1991		60
<i>Minniza persica</i> Beier, 1951		61
<i>Olpium lindbergi</i> Beier, 1959		62
<i>Olpium omanense</i> Mahnert, 1991		63
<i>Parolpium litoreum</i> Nassirkhani & Zamani, A., 2018		64
Withiidae	<i>Withius nanus</i> Mahnert, 1988	65

The Solifugae of Iran were first mentioned in the literature by Pocock (1895a); when he described the new species, *Galeodes citrinus* from Jask, Hormozgan province. There was a much earlier report by Kitto (1838) on the "tarantulas" all over the country, but according to Zamani et al. (2019a) (based on brief morphological description and common occurrence), Kitto was most likely referring to members of the Order Solifugae. According to Zamani (2016b), tarantulas are popularly (and mistakenly) known as "rotayl" in Iran, since most of the people in Iran do not consider tarantulas as spiders due to their large size. The first publication on camel spiders by Iranian authors was by Maddahi et al. (2015). Maddahi et al. (2017) published the first report of a Mitochondrial DNA study of camel spiders from Iran. Khazanehdari et al. (2016) prepared a list of about 20 publications of Iranian records from five families. Khazanehdari et al. (2016) reported the number of known taxa as 75

species and subspecies. A catalog to 67 species was published by Harvey (2013c). Since that time several species have been added and others subtracted for a total of 67 species. Two synonyms are listed here because the names have appeared in checklist by other researchers within the last decade: *Galeodes bacillatus* Birula, 1905b was synonymized with *Galeodes caspius* Birula, 1890 and *Rhagodes melanochaetus* Heymons, 1902 was synonymized with *Rhagodes eylandti* (Walter, 1889). A third species was removed from the list: *Galeodes turcmenicus* Birula, 1937 recorded from Iran by Maddahi et al. (2017, 2019), was based on a misidentification (Maddahi, personal communication 7 September 2019) of what is correctly *Galeodes araneoides* (Pallas, 1772); a species already recorded from Iran. An unidentified Gnosippinae sp. (Khorasan-e-Razavi province, Mashhad) was listed by Maddahi et al. (2017), but not counted here because it is still unidentified/undescribed. Similarly, no subspecies are counted in Table 7.

Table 7. Solifuges recorded from Iran (67 species, 5 families). The species listed in [Harvey \(2013c\)](#) are listed below with the changes being noted by [Koç et al. \(2015\)](#), [Khazanehdari et al. \(2016\)](#), and [Maddahi et al. \(2017, 2019\)](#).

Family	Species	Reference	Count
Daesiidae	<i>Biton persicus</i> (Birula, 1905b)	Harvey, 2013c	1
	<i>Biton rossicus</i> (Birula, 1905b)	Harvey, 2013c	2
	<i>Biton xerxes</i> (Roewer, 1933)	Harvey, 2013c	3
	<i>Daesiola zarudnyi</i> (Birula, 1905b)	Harvey, 2013c	4
	<i>Gluviola armata</i> (Birula, 1905b)	Harvey, 2013c	5
	<i>Gluviopsis nigrocinctus</i> Birula, 1905b	Harvey, 2013c	6
	<i>Gluviopsona persica</i> (Birula, 1905b)	Harvey, 2013c	7
Galeodidae	<i>Galeodes arabs</i> C.L. Koch, 1842	Harvey, 2013c	8
	<i>Galeodes araneoides</i> (Pallas, 1772)	Harvey, 2013c	9
	<i>Galeodes atriceps</i> Roewer, 1934	Harvey, 2013c	10
	<i>Galeodes aulicus</i> Hirst, 1908	Harvey, 2013c	11
	<i>Galeodes auronitens</i> Birula, 1905b	Harvey, 2013c	12
	<i>Galeodes bacilliferoides</i> Roewer, 1934	Harvey, 2013c	13
	<i>Galeodes caspius</i> Birula, 1890	Harvey, 2013c	14
	<i>Galeodes citrinus</i> Pocock, 1895a	Harvey, 2013c	15
	<i>Galeodes claviger</i> Kraus, 1959	Harvey, 2013c	16
	<i>Galeodes ctenoides</i> Roewer, 1934	Harvey, 2013c	17
	<i>Galeodes discolor</i> Kraepelin, 1899	Harvey, 2013c	18
	<i>Galeodes ephippiatus</i> Roewer, 1941	Harvey, 2013c	19
	<i>Galeodes festivus</i> Hirst, 1908	Harvey, 2013c	20
	<i>Galeodes franki</i> (Kraus, 1959)	Harvey, 2013c	21
	<i>Galeodes fumigatus</i> Walter, 1889	Harvey, 2013c	22
	<i>Galeodes interritus</i> Roewer, 1934	Harvey, 2013c	23
	<i>Galeodes karunensis</i> Birula, 1905b	Harvey, 2013c	24
	<i>Galeodes kermanensis</i> Birula, 1905b	Harvey, 2013c	25
	<i>Galeodes krausi</i> Harvey, 2002	Harvey, 2013c	26
	<i>Galeodes loeffleri</i> Roewer, 1952	Harvey, 2013c	27
	<i>Galeodes macmahoni</i> Pocock, 1900b	Harvey, 2013c	28
	<i>Galeodes pococki</i> Birula, 1905b	Harvey, 2013c	29
	<i>Galeodes schach</i> Birula, 1905b	Harvey, 2013c	30
	<i>Galeodes starmuehlneri</i> Roewer, 1952	Harvey, 2013c	31
	<i>Galeodes trichotichnus</i> (Roewer, 1934)	Harvey, 2013c	32
	<i>Galeodes truculentus</i> Pocock, 1899	Harvey, 2013c	33
	<i>Galeodes vittatus</i> (Roewer, 1941)	Harvey, 2013c	34
	<i>Galeodopsis cyrus</i> (Pocock, 1895a)	Harvey, 2013c	35
	<i>Paragaleodes fulvipes</i> Birula, 1905b	Harvey, 2013c	36
	<i>Paragaleodes melanopygus</i> Birula, 1905b	Harvey, 2013c	37
	<i>Paragaleodes unicolor</i> (Birula, 1905b)	Harvey, 2013c	38
	<i>Roeweriscus paradoxus</i> Birula, 1937	Harvey, 2013c	39
	Gylippidae	<i>Gylippus lamelliger</i> Birula, 1906	Harvey, 2013c
<i>Gylippus quaestiunculoides</i> Birula, 1907		Harvey, 2013c	41
<i>Gylippus spinimanus</i> Birula, 1905c		Harvey, 2013c	42
Karschiidae	<i>Eusimonia divina</i> Birula, 1935a	Harvey, 2013c	43
	<i>Eusimonia seistanica</i> Roewer, 1933	Harvey, 2013c	44
	<i>Eusimonia serrifera</i> Birula, 1905c	Harvey, 2013c	45
	<i>Karschia kiritschenkoi</i> Birula, 1922	Harvey, 2013c	46
	<i>Karschia kurdistanica</i> Birula, 1935b	Harvey, 2013c	47

Table 7. Continued.

Family	Species	Reference	Count
Karschiidae	<i>Karschia mastigofera</i> Birula, 1890	Harvey, 2013c; Khazanehdari et al., 2016; Maddahi et al., 2017, 2019	48
	<i>Karschia persica</i> Kraepelin, 1899	Harvey, 2013c	49
Rhagodidae	<i>Rhagodes ahwazensis</i> Kraus, 1959	Harvey, 2013c	50
	<i>Rhagodes aureus</i> (Pocock, 1889a)	Harvey, 2013c	51
	<i>Rhagodes caucasicus</i> Birula, 1905c	Harvey, 2013c; Koç et al., 2015	52
	<i>Rhagodes eylandti</i> (Walter, 1889)	Harvey, 2013c	53
	<i>Rhagodes leucopygus</i> Birula, 1905b	Harvey, 2013c	54
	<i>Rhagodes melanopygus</i> (Walter, 1889)	Harvey, 2013c	55
	<i>Rhagodes persica</i> Kraepelin, 1899	Harvey, 2013c; Koç et al., 2015; Khazanehdari et al., 2016	56
	<i>Rhagodia persica</i> Roewer, 1941	Harvey, 2013c	57
	<i>Rhagodista diabolica</i> Kraus, 1959	Harvey, 2013c	58
	<i>Rhagoditta nigra</i> Roewer, 1933	Harvey, 2013c; Koç et al., 2015	59
	<i>Rhagoditta susa</i> Roewer, 1933	Harvey, 2013c	60
	<i>Rhagodixa hirsti</i> Roewer, 1933	Harvey, 2013c; Koç et al., 2015	61
	<i>Rhagodoca longispina</i> Roewer, 1933	Harvey, 2013c; Koç et al., 2015	62
	<i>Rhagodoca magna</i> Roewer, 1933	Harvey, 2013c; Koç et al., 2015	63
	<i>Rhagodopa setipes</i> (Birula, 1905b)	Harvey, 2013c; Koç et al., 2015	64
<i>Rhagodorta zorab</i> (Birula, 1905c)	Harvey, 2013c	65	
<i>Rhagoduja finnegani</i> Roewer, 1933	Harvey, 2013c	66	
<i>Rhagoduna kambyses</i> Roewer, 1933	Harvey, 2013c	67	

Harvestmen or daddy-longlegs, “*derāz pā*” or “*ankabūt-e pāderāz*” (Order Opiliones = Phalangida)

The harvestmen are another group of Arachnida known to occur in Iran. They have not achieved significant attention in the Iranian publications and collections. This is likely explained by the lack of economic and medical importance to be applied for justifying the projects. Snegovaya et al. (2018) (Fig. 47) presented an updated survey of the 22 species of harvestmen of Iran (Table 8). Another species was mentioned only identified to Genus *Rilaena* sp. by Komposch (2002) and

one more unstudied Laniatores species is noted below, but so far they are not added to the list of species of Iran because of their unidentified/undescribed state.

The first harvestmen named from Iran were by Thorell in 1876 (Fig. 48). His two species were both discovered in the province of Tehran. It was another 76 years before three other species were described from Iran by Roewer (1952). Another four species were then recognized from Iran by Martens (2006) (Fig. 46-right) and a further two species and one new genus were described by Snegovaya et al. (2018) (Figs. 41 Mozaffarian, 47 Snegovaya, 49 Cokendolpher). The

remaining species now known from Iran were described from other countries and then more recently recorded from Iran. Opiliones are relatively unstudied in Iran as well as in Armenia, east Turkey, Iraq, Turkmenistan, and Afghanistan. The number of specimens in university and other regional educational collections is uncertain.

Thus far, no Cyphophthalmi or Laniatores has been described from Iran (or the nearby region of Central Asia). However, a single Laniatores specimen has recently been discovered in Iran. It is a female (Biantidae) from Hormozgan province, collected by A. Zamani, from beneath a large stone. Males are essential for diagnostic comparisons. Hopefully, a male specimen can be obtained for further study and description. Named biantids are recorded from the Indian subcontinent, China, Africa, and the West Indies. Except for the wide-ranging (North America, Europe, Asia, and Tasmania) *Opilio parietinus* (De Geer, 1778), most of the species are either endemic to Iran or the surrounding region. The other better-known synanthropic species (tramp) of the Phalangidae known from throughout the Northern Hemisphere and New Zealand, *Phalangium opilio* Linnaeus, 1758 is remarkably not recorded from Iran.

Whip spiders or tailless whipscorpions, “*ankabūt-e šallāqī*” or “*tāžak pā*” (Order Amblypygi)

The first member of this order was discovered in a cave in western Iran (Ilam province) during 2013 and then named *Phrynichus persicus* Miranda & Zamani, 2018 (Fig. 50). The common name is the Persian Whip Spider or “*ankabūt-e šallāqī-ye pārsī*”. This species is a member of the Family Phrynichidae and at this time the only recorded member of the order in the

country. Further collections of *P. persicus* from Iran in Khuzestan province are known. The authors of this species noted that other Phrynichidae are known from the region in northeastern Africa, Arabia (nearest locality about 1,200 km away in United Arab Emirates) and India. There are also two Charinidae species (both members of the Genus *Charinus*) that are known to occur in the region. One occurs in the Arabian Peninsula, while the other is in Pakistan, suggesting that a species of this genus might also occur somewhere in southern Iran (Miranda & Zamani, 2018).

Arachnology

The International Society of Arachnology (ISA) promotes the study of arachnids (excluding “Acari”) and the exchange of information among researchers in this field. In 1965, the Centre International de Documentation Arachnologique (C.I.D.A.) based at the Muséum national d’Histoire naturelle in Paris was formed (Kraus, 1999). A series of national correspondents were appointed as local representatives of the emerging society. In the earlier years there was no correspondent for Iran, but later the scorpologist Reza Farzanpay (Fig. 34) was the contact member. Even later, since 2000, Fariba Mozaffarian (Fig. 41) served as the C.I.D.A. correspondent. Every three years, an *Annuaire des Arachnologistes Mondiaux* (list of active workers in the field of arachnology, cross-referenced by country and research interests) and a *Liste des Travaux Arachnologiques* (annual list of recent scientific publications in this field) were published. It was the correspondent’s duty to assemble this information for the country. C.I.D.A. is no longer active and all spider publications (taxonomic citations and data) are now available at the [World Spider Catalog \(2018\)](#).



Figures 44–50. Foreign (non-Iranian) and Iranian Arachnologists. **44.** Jäger, Peter (born 26 February 1968, Paderborn, Germany); **45.** Nassirkhani, Mahrad (born 6 June 1984, Tehran, Iran); **46. Left:** Ono, Hirotsugu (born 9 February 1954, Tokyo, Japan). **Right:** Martens, Jochen (born 10 June 1941, Jena, Germany); **47.** Snegovaya, Nataly [born 25 April 1972, Baku, then USSR (now Azerbaijan)]; **48.** Thorell, Tord Tamerlan Teodor (born 3 May 1830, Göteborg, Sweden – died 22 December 1901, Hälsingborg, Sweden); **49.** Cokendolpher, James Craig (born 6 September 1953, San Angelo, U.S.A.); **50.** Miranda, Gustavo Silva de (born 5 December 1987, Rondônia, Brazil).

Table 8. Harvestmen recorded from Iran (22 species, 4 families).

Family	Species	Count
Dicranolasmatidae	<i>Dicranolasma ponticum</i> Gruber, 1998	1
Nemastomatidae	<i>Mediostoma armatum</i> Martens, 2006	2
	<i>Mediostoma nigrum</i> Martens, 2006	3
	<i>Mediostoma variabile</i> Martens, 2006	4
	<i>Paranemastoma filipes</i> (Roewer, 1919)	5
	<i>Paranemastoma iranicum</i> Martens, 2006	6
Phalangiidae	<i>Egaenus oedipus</i> (Thorell, 1876)	7
	<i>Graecophalangium karakalensis</i> Tchemeris & Snegovaya, 2010	8
	<i>Opilio afghanus</i> Roewer, 1960	9
	<i>Opilio ejuncidus</i> (Thorell, 1876)	10
	<i>Opilio hemseni</i> Roewer, 1952	11
	<i>Opilio lederi</i> Roewer, 1911	12
	<i>Opilio kakunini</i> Snegovaya et al., 2018	13
	<i>Opilio nabozhenkoi</i> Snegovaya, 2010	14
	<i>Opilio parietinus</i> (De Geer, 1778)	15
	<i>Phalangium armatum</i> Snegovaya, 2005	16
	<i>Phalangium kopetdaghensis</i> Tchemeris & Snegovaya, 2010	17
	<i>Rilaena atrolutea</i> (Roewer, 1915)	18
	<i>Rilaena kasatkini</i> Snegovaya et al., 2018	19
<i>Rilaena lenkoranica</i> Snegovaya, 2007	20	
<i>Rilaena pusilla</i> (Roewer, 1952)	21	
Sclerosomatidae	<i>Goasheer iranus</i> (Roewer, 1952)	22

The Arachnological 'Society' of Iran was founded in 2010 and short lived on the internet (<http://www.arachnology.ir/> [Accessed 7 June 2018; removed in 2019]). Such a society could not exist in Iran because they had not obtained a license [scientific societies should obtain a license from Ministry of Science, Research and Technology and should be officially registered. Please see: <https://tinyurl.com/y2sgonox>]. This group was an academic society for amateur and professional arachnologists and individuals interested in arachnids. Its goal was to promote arachnological studies in Iran and facilitate the collaborations between Iranian and international arachnologists, researchers and institutions around the world.

There are numerous books in Persian on Iranian arachnids. Most of these deal with one or two orders of arachnids in Iran, but

one covers all groups: Mohammadian (2008) [*List of arachnids of Iran / Spiders, Scorpions and Solifuges of Iran (with Acarines, Pseudoscorpions and Harvestmen)*]. The list includes 240 species of spiders, 50 species of Solifugae, 50 species of scorpions, 40 species of pseudoscorpions, 600 species of Acari, and 6 species of Opiliones.

All the books and book-sized theses, currently known to the authors of this publication, published in Persian are listed below, arranged alphabetically by authors: Akrami (2006), Akrami & Saboori (2012), Bartsch & Sepasgozarian (1977), Ezzatpour (1987), Farzanpay (1987), Hajizadeh & Akrami (2010), Hajizadeh & Faraji (2016), Hashemi-Fesharaki et al. (2002), Karimi (1981), Khanjani & Haddad Irani-Nejad (2006), Lotfollahi & Khanjani (2013), Mohammadian (2008), Nassirkhani & Takaloo zade (2012), Navidpour et al. (2016),

Rahmani et al. (2011), Saboori et al. (2007), and Zamani (2016b). The titles of these books are listed under the appropriate sections within the text of this article as well as the references.

Discussion

Thanks to a wide variety of topological and climatological features, Iran houses a great assemblage of biodiversity. Judging from the geographic size and great variation in habitats, ranging from sandy deserts, mountains, forests, and vast shorelines of the Caspian Sea and the Persian Gulf, many arachnid species are still to be discovered in this country. Continued study of previously preserved museum collections is still a valuable source of unreported records; some first reported in recent publications on Opiliones date back to 1914 and the types of a new species of jumping spider from 1859 housed in the Zoological Institute, St. Petersburg, Russia.

In the case of arachnids, more than 2,750 species are currently known from this country. Even though there is an interesting pattern of diversity occurring in the region, including representative elements of three biogeographic realms (Palearctic, Oriental, Afrotropical), the number of known species is quite low, especially when comparing to some smaller in area adjacent countries, e.g. Azerbaijan and Turkey (Table 9). Perhaps, the main reason behind this dramatic lack of records is due to the low accessibility to foreigner naturalists during past centuries and more recently foreign zoologists to this area (same with Iraq, Turkmenistan, and Afghanistan). The lack of proper funding for taxonomic research in Iran, resulting in only a few groups (mostly those with economical, medical or veterinary relevance) receiving proper attention by local experts. Low funding outside of Iran has also not bolstered the attention for graduate student theses dealing with the arachnid fauna or study of smaller elements of Iran and surrounding countries. Like so many arid regions of the

world, much of the fauna occurring under rocks, close to the ground vegetation, and in soils are drab yellows to black in color and are small and difficult to study. Larger, brightly colored arachnids from tropical regions have always attracted more attention from arachnologists. Even so there are still many collections of Iranian Arachnida in foreign (mostly European) museums and institutes waiting to be studied.

Globally, animal and plant species and their environments need more protection, as there is consensus within researchers that we are today facing the largest biodiversity loss ever recorded in the Earth's history including the last ice age and death of the non-avian dinosaurs. Habitat protection relates to species protection and knowledge about species diversity and distribution provides critical data for priority decisions. Thus, a first step towards conservation of biodiversity includes taxonomic research to document species and to better define hotspots of species diversity and endemism. Iranian arachnids are threatened by many different factors. Perhaps the most important one is habitat degradation: annually, about 25,000 hectares of Hyrcanian Forests in northern Iran, now a part of UNESCO World Heritage Centre, undergoes fragmentation, mostly due to land use changes for agricultural and residential purposes, wood smuggling, and overgrazing. Anthropogenic fires in the oak-dominated forests of the Zagros Mountains in western Iran; followed by climate change (e.g. drought) and smuggling are drivers of primary concern. The illegal collection of specimens is also of current concern. Especially the recent fad in Iran over collections of many thousands of scorpions and false statements about selling their venoms to pharmaceutical companies and scientific researchers. The scam claims earnings as much as US\$ 10 million for each liter of venom produced, but the truth is that there is no market, nobody is buying the venom for research or pharmaceutical development.

Table 9. Numbers of known species of the Class Arachnida from Iran and neighboring countries.

Orders	Iran	Azerbaijan	Armenia	Turkey	Iraq	Pakistan	Afghanistan	Turkmenistan
"Acari"	>1,733	1,315	?	548	?	1,105	?	?
Araneae	764	717	163	>1,128	60	~400	~130	>335
Solifugae	67	19	8	40	24	29	41	31
Scorpiones	68	4	4	41	19	49	31	10
Pseudoscorpiones	65	63	23	116	3	32	39	32
Opiliones	22	36	16	88	3	5	4	6
Amblypygi	1	0	0	1	0	1	0	0

So far, there has been no studies on the conservation of Iranian arthropods, and according to the IUCN Red List of Threatened Species, there are only about 130 species of arthropods occurring in Iran covered by that list (no arachnids), mostly thanks to the studies carried out on wider ranging Iran to European populations (not the strict endemics to Iran). Considering all of these, there is a higher need for studies clarifying the conservation status of Iranian arthropods, particularly spiders and scorpions because they are studied more and better known. Such studies would serve as a stepping stone toward more practical actions.

The current publication will serve as a guide to the history of arachnid studies of Iran. This contribution contains many properly cited and spelled scientific names and references providing a single resource so that future studies on arachnids in Iran will have a starting point to build upon. The interesting history and lives of some key proponents of their study will hopefully help foster new awareness and stimulate interest in these remarkable creatures. Instructors and teachers should be ever mindful of student's inclinations and lead them into arachnology and encourage them to collect new samples in

as many situations as permitted as well as search for other specimens laying hidden in unstudied institutional collections worldwide.

Acknowledgments

Fariba Mozaffarian (Iranian Research Institute of Plant Protection, Tehran) was essential in preparing early drafts and support of this report. Several other people read and commented on drafts of the manuscript as well as offering answers to numerous questions regarding their particular specialty on arachnids of Iran. They are listed in alphabetical order here: Shahrooz Kazemi (Graduate University of Advanced Technology, Kerman, Iran), František Kovařík (www.scorpio.cz; Prague, Czech Republic), Hassan Maddahi (Ferdowsi University of Mashhad, Iran), Yuri M. Marusik (Institute of Biological Problems of the North, Magadan, Russia), Omid Mirshamsi (Ferdowsi University of Mashhad, Iran), Mahrad Nassirkhani (Islamic Azad University of Arak, Iran), Shahrokh Navidpour (Razi Reference Lab. of Scorpion Research (RRLS), Razi Vaccine and Serum Research Institute, Karaj, Iran), Alireza Saboori (University of Tehran, Karaj, Iran), Peter J. Schwendinger (Museum of Natural History, Geneva,

Switzerland) and Ersen Aydın Yağmur (Manisa Celal Bayar University, Turkey). The authors are also grateful for all the researchers who directly provided copies of their publications as well as those that keep updated information on ResearchGate. Numerous people helped us obtain photographs and biographical information to use in this report. They are listed in alphabetical order along with their supporting institutions: Claes André (Göteborgs universitet, Sweden) and Göran Nilson (Göteborgs Naturhistoriska Museum) provided pictures of R. Farzanpay, Farid Faraji (MITOX Consultants/Eurofins, Amsterdam, The Netherlands), Victor Fet (Marshall University, Huntington, U.S.A.), Hamidreza Hajiqaanbar (Tarbiat Modares University, Tehran, Iran), Asadollah Hosseini-Chegeni (Lorestan University, Khorramābād, Iran), Peter Jäger (Senckenberg Research Institute and Natural History Museum, Frankfurt am Main, Germany), František Kovařík (www.scorpio.cz; Prague, Czech Republic), picture of Karim Kamali was provided by the secretary of the Entomological Society of Iran (2018), Hashem Kamali (Khorasan Razavi Agricultural and Natural Resources Research Center, Mashhad, Iran), Shahrooz Kazemi (Graduate University of Advanced Technology, Kerman, Iran), picture of P. M. Brignoli was provided by Adriano B. Kury (Museu Nacional, Rio de Janeiro, Brazil), Parisa Lotfollahi (Azarbaijan Shahid Madani University Tabriz, Iran), Jochen Martens (Johannes Gutenberg-Universität Mainz, Mainz, Germany), Yuri M. Marusik (Institute of Biological Problems of the North, Magadan, Russia), Gustavo Silva de Miranda (National Museum of Natural History, Smithsonian Institution, Washington, D.C., U.S.A.), Majid Moradmand (University of Isfahan, Iran), Shahrokh Navidpour (Razi Reference Lab. of Scorpion Research (RRLS), Razi Vaccine and Serum Research Institute, Karaj, Iran),

Hirotsugu Ono (National Museum of Nature and Science, Tokyo, Japan), Hadi Ostovan (Islamic Azad University, Shiraz, Iran), Alireza Saboori (University of Tehran, Karaj, Iran), Hossein Sepasgosarian (formerly Agricultural College of Tehran University, Karaj and Guilan University, Iran) and his daughter Jasmin Meiss are thanked for the picture, and Andrei V. Tanasevitch (A.N. Severtsov Institute of Ecology and Evolution, Russian Academy of Sciences, Moscow, Russia). The authors thank Dr. Ali Asghar Talebi (Editor-in-Chief), Dr. Alireza Saboori (Subject Editor), Dr. Ehsan Rakhshani and two anonymous reviewers for their help in preparing an accurate and understandable publication that covers such a large topic. The Editor-in-Chief was especially helpful as he worked with us on the many figures and tables to produce a nice-looking publication.

Conflict of Interests

The authors declare that there is no conflict of interest regarding the publication of this paper.

References

- Abbassi, N. & Mustoe, G.E. (2018) Jurassic arthropod tracks from northern Iran. *Palaeogeography, Palaeoclimatology, Palaeoecology*, 508, 176–187.
<https://doi.org/10.1016/j.palaeo.2018.07.034>
- Abdigoudarzi, M., Belgheiszadeh, H. & Shariati, N. (2006) Tick paralysis in human; a case report. *Iranian Journal of Clinical Infectious Diseases*, 1 (3), 159–160.
- Afshar, J. [= Afchar, Dj.] (1936) [*Important pests of cotton in Iran*]. *Les insectes nuisibles au cotonnier en Iran*. Ministry of Agriculture, Tehran University. 69 pp. [in Persian].
- Ahmadi, A. & Tuck, R.G. Jr. (2011) *Arachnids or Arachnida*. Encyclopædia Iranica, print version, London, 2(3), 245–246. Online edition last updated 2011, New York. Available from: <http://www.iranicaonline.org/articles/arachnids-or-arachnida-pers> [Accessed 3 June 2018].

- Akrami, M.A. (2006) Biodiversity of oribatid mites (Acari: Oribatida) and survey of important species as vectors of *Moniezia* spp. (Cestoda) in Mazandaran Province. Ph.D. thesis, Agricultural Entomology, Faculty of Agriculture, Tehran University, 300 pp. [in Persian].
- Akrami, M.A. (2015) An annotated checklist of oribatid mites (Acari: Oribatida) of Iran. *Zootaxa*, 3963 (4), 451-501.
<https://doi.org/10.11646/zootaxa.3963.4.1>
- Akrami, M.A. (2016) The oribatid mite family Brachychthoniidae of Iran (Acari: Oribatida), with description of a new species. *Systematic and Applied Acarology*, 21 (4), 405-416.
<https://doi.org/10.11158/saa.21.4.3>
- Akrami, M.A. & Saboori, A. (2012) *Acari of Iran, Vol. 2, Oribatid mites of Iran*. University of Tehran Press, Tehran. 261 pp. [in Persian].
- Amin, M.R., Khanjani, M. & Ueckermann, E.A. (2014) First record of the family Tarsocheylidae from Iran with the description of a new species (Acari: Trombidiformes). *Acarina*, 22 (1), 40-45.
- Arjomandi, E., Kazemi, Sh. & Rajaei, A. (2013) First record of *Cheiroseius unguiculatus* (Berlese) (Mesostigmata: Blattisociidae) from Iran. In: Joharchi, O. & Saboori, A. (eds.) *Program and Abstract book. The Second International Persian Congress of Acarology, 29-31 August 2013, Karaj, Iran*, p. 4.
- Askarian, M., Mansour Ghanaie, R., Karimi, A. & Habibzadeh, F. (2012) Infectious diseases in Iran: a bird's eye view. *Clinical Microbiology and Infection*, 18 (11), 1081-1088.
<https://doi.org/10.1111/1469-0691.12021>
- Azarkina, G.N. & Zamani, A. (2019) The Aelurillina Simon, 1901 (Aranei: Salticidae) of Iran: a check-list and three new species of *Aelurillus* Simon, 1884 and *Proszynskiana* Logunov, 1996. *Arthropoda Selecta*, 28 (1), 83-97.
<https://doi.org/10.15298/arthsel.28.1.07>
- Bagheri, M. (2007) *Prostigmatic mite fauna of East Azerbaijan province orchards and fields*. (Unpublished Ph.D. Dissertation), Agricultural Entomology, Faculty of Agriculture, Tabriz University, 333 pp. [in Persian with English summary].
- Bagheri, M., Navaei Bonab, R., Ghorbani, H., Mehrvar, A., Saber, M. & Ueckermann, E.A. (2010) The first occurrence of the family Barbutiidae (Acari: Prostigmata: Raphignathoidea) in Iran: *Barbutia iranensis* Bagheri, Navaei & Ueckermann sp. nov. *Systematic and Applied Acarology*, 15 (3), 251-256.
<https://doi.org/10.11158/saa.15.3.10>
- Barker, S.C. & Murrell, A. (2004) Systematics and evolution of ticks with a list of valid genus and species names. *Parasitology*, 129 (7), 15-36.
<https://doi.org/10.1017/S0031182004005207>
- Bartsch, I. & Sepasgozarian, H. (1977) An introduction to morphology, anatomy, biology and distribution of Halacaridae (Acari). *Razi University Publications*, 2, 34 pp. [English]; 2, 43 pp. [in Persian].
- Beier, M. (1928) Die Pseudoskorpione des Wiener Naturhistorischen Museums. I. Hemictenodactyli. *Annalen des Naturhistorischen Museums in Wien*, 42, 285-314.
- Beier, M. (1931) Zur Kenntnis der Chthoniiden (Pseudoskorpione). *Zoologischer Anzeiger*, 93, 49-56.
- Beier, M. (1935) Chernetidae. In: Visser-Hooft, J. (ed.) *Wissenschaftliche Ergebnisse der Niederländischen Expeditionen in den Karakorum und die angrenzenden Gebiete in den Jahren 1922, 1925 und 1929/30*. Leipzig, 176.
- Beier, M. (1943) Neue Pseudoskorpione aus West-, Zentral- und Ostasien. *Annalen des Naturhistorischen Museums in Wien*, 53, 74-81.
- Beier, M. (1949) Türkiye Pseudoscorpion'lari hakkında. *Türkische Pseudoscorpione. Revue de la Faculté des Sciences de l'Université d'Istanbul*, (B), 14, 1-20.
- Beier, M. (1951) Ergebnisse der österreichischen Iran-Expedition 1949/50, Pseudoscorpione und Mantiden. *Annalen des Naturhistorischen Museums in Wien*, 58, 96-101.
- Beier, M. (1952) The 3rd Danish Expedition to Central Asia. *Zoological Results* 7. Pseudoscorpionidea (Chelicerata) aus Afghanistan. *Videnskabelige Meddelelser fra Dansk Naturhistorisk Forening i Kjøbenhavn*, 114, 245-250.

- Beier, M. (1959) Zur Kenntnis der Pseudoscorpioniden-Fauna Afghanistans. *Zoologische Jahrbücher, Abteilung für Systematik, Ökologie und Geographie der Tiere*, 87, 257–282.
- Beier, M. (1962) Ergebnisse der Zoologischen Nubien-Expedition 1962. Teil III. Pseudoscorpionidea. *Annalen des Naturhistorischen Museums in Wien*, 65, 297–303.
- Beier, M. (1963) Die Pseudoscorpioniden-Fauna Israels und einiger angrenzender Gebiete. *Israel Journal of Zoology*, 12, 183–212.
- Beier, M. (1966) Ein neuer *Hysterochelifer* (Pseudoscorp.) aus Afghanistan. *Časopis Moravského Zemského Musea, Brně*, 51, 259–260.
- Beier, M. (1969) Ein neuer *Allochernes* (Pseudoscorp.) vom Elbursgebirge. *Beiträge zur Naturkundlichen Forschung in Südwestdeutschland*, 28, 121–122.
- Beier, M. (1971) Pseudoscorpione aus dem Iran. *Annalen des Naturhistorischen Museums in Wien*, 75, 357–366.
- Beier, M. (1973) Beiträge zur Pseudoscorpioniden-fauna Anatoliens. *Fragmenta Entomologica*, 8, 223–236.
- Beier, M. (1976) Neue und bemerkenswerte zentralamerikanische Pseudoskorpione aus dem Zoologischen Museum in Hamburg. *Entomologische Mitteilungen aus dem Staatsinstitut und Zoologischen Museum in Hamburg*, 5, 1–5.
- Berlese, A. (1910) Acari nuovi. Manipulus V, VI. *Redia*, 6, 199–234.
- Bertrand, M., Bagheri, M., Akbari, A., Yazdani, M., Irani-Nejad, K.H., Mohajer, S.S. & Saboori, A. (2012) A new Iranian species of the subgenus *Labidostoma* (Prostigmata: Labidostomatidae), with new biogeographic data on the integrum group of species. *Acarologia*, 52 (3), 233–245. <https://doi.org/10.1051/acarologia/20122042>
- Beyzavi, Gh. & Ostovan, H. (2011) First report of mites of the family Sphaerolichidae (Acari: Sphaerolichida) from Iran. In: Kazemi, Sh. & Saboori, A. (eds.) *Abstract and Proceeding Book of the First Persian Congress of Acarology; 22–23 December 2011; Kerman, Iran*. International Center for Science, High Technology, and Environmental Sciences, Kerman, p. 12.
- Beyzavi, Gh., Ueckermann, E.A., Faraji, F. & Ostovan, H. (2013) A catalog of Iranian Prostigmatic mites of superfamilies Raphignathoidea & Tetranychoida (Acari). *Persian Journal of Acarology*, 2 (3), 389–474.
- Birula [as Virula], L. (1890) Zur Kenntnis der russischen Galeodiden. I–II. *Zoologischer Anzeiger*, 13, 204–209.
- Birula, A. (1898) Miscellanea scorpiologica. III. Zur Synonymie der russischen Scorpione (Forsetzung). *Ежегодник Зоологического музея Императорской академии наук Санкт-Петербурга* [L'annuaire du Musée Zoologique de l'Académie Impériale des Sciences de Saint Pétersbourg], 3, 276–283.
- Birula, A.A. (1900) Beiträge zur Kenntniss der Scorpionenfauna Ost-Persiens. (1. Beitrag). *Извѣстія Императорской академіи наукъ* [Bulletin de l'Académie impériale des sciences de St.-Petersbourg], sér 5, 12 (4), 355–375.
- Birula, A.A. (1903) Beiträge zur Kenntniss der Scorpionenfauna Ost-Persiens (Zweiter Beitrag). *Извѣстія Императорской Академіи Наукъ* [Bulletin de l'Académie impériale des sciences de St.-Petersbourg], sér 5, 19 (2), 67–80.
- Birula, A.A. (1905a) Beiträge zur Kenntniss der Skorpionenfauna Persien (3. Beiträge). *Извѣстія Императорской академіи наукъ* [Bulletin de l'Académie impériale des sciences de St.-Petersbourg], sér 5, 23 (1–2), 119–148.
- Birula, A.A. (1905b) Bemerkungen über die Ordnung der Solifugen. I–V. *Ежегодник Зоологического музея Императорской академии наук Санкт-Петербурга* [L'annuaire du Musée Zoologique de l'Académie Impériale des Sciences de Saint Pétersbourg], 9, 391–416.
- Birula, A.A. (1905c) Beiträge zur Kenntnis der Solifugen-Fauna Persiens. *Извѣстія Императорской академіи наукъ* [Bulletin de l'Académie impériale des sciences de St.-Petersbourg], (5) 22 (4, 5), 247–286.
- Birula, A.A. (1906) Neue Solifugen. *Zoologischer Anzeiger*, 30 (1–2), 24–28.
- Birula, A.A. (1907) Zur Systematik der Solifugengattung *Gylippus*. *Zoologischer Anzeiger*, 31 (26), 885–893.

- Birula, A.A. (1910) Ueber *Scorpio maurus* Linné und seine Unterarten. *Horae Societatis Entomologicae Rossicae*, 39, 115–192.
- Birula [= Byalynitskii-Birulya], A.A. (1917) [Fauna of Russia and adjacent countries. Arachnoidea, V. 1. Scorpions.]. *Фауна России и сопредельных стран : преимущественно по коллекциям Зоологического музея Императорской академии наук* [The fauna of Russia and neighboring countries, mainly according to the collections of the zoological museum of the Imperial Academy of Sciences]. I, xx+224 pp. [in Russian].
- Birula, A.A. (1918) Miscellanea scorpiologica. XI. Materialy k scorpiofaune nizhnei Mesopotamii, Kurdistana i severnoi Persii (Matériaux pour servir á la scorpiofaune de la Mésopotamie inférieure, du Kurdistan et de la Perse septentrionale). *Ежегодник Зоологического музея Императорской академии наук Санкт-Петербурга* [L'annuaire du Musée Zoologique de l'Académie Impériale des Sciences de Saint Pétersbourg], 22 (1918), 1–44 [in Russian].
- Birula, A.A. (1922) Revisio analytica specierum asiaticarum generis *Karschia* Walter (Arachnoidea Solifugae). *Ежегодник Зоологического музея Императорской академии наук Санкт-Петербурга* [L'annuaire du Musée Zoologique de l'Académie Impériale des Sciences de Saint Pétersbourg], 23 (1918–1922), 197–201.
- Birula, A.A. (1935a) Über eine neue *Eusimonia*-Art (Solifuga) aus Nord-Persien. *Известия Российской Академии Наук* [Bulletin de l'Académie des sciences de Russie], 28, 1217–1222.
- Birula, A.A. (1935b) Über neue oder wenig bekannte Arten der Gattung *Karschia* Walter (Solifugae). *Zoologischer Anzeiger*, 110, 301–310.
- Birula, A.A. (1937) Solifugen-Studien. I-II. [I. Über einige neue oder wenig bekannte *Galeodes*-arten mittelasiens. II. Über eine bemerkenswerte walzenspinne aus sudost-Persien]. *Travaux de l'Institut Zoologique de l'Académie des Sciences de l'URSS*, 4, 565–598.
- Brignoli, P.M. (1972) Une nouvelle *Brachythelae* de l'Iran (Arachnida, Araneae, Dipluridae). *Revue suisse de Zoologie*, 79, 409–413. <https://doi.org/10.5962/bhl.part.97132>
- Brignoli, P.M. (1979) Contribution à la connaissance des Uloboridae paléarctiques (Araneae). *Revue Arachnologique*, 2 (6), 275–282.
- Brignoli, P.M. (1980) A new *Harpactea* from Iran (Araneae, Dysderidae). *Bulletin of the British Arachnological Society*, 5, 95–97.
- Brignoli, P.M. (1982) Contribution à la connaissance des Filistatidae paléarctiques (Araneae). *Revue Arachnologique*, 4, 65–75.
- Carson, R. (1962) *Silent Spring*. Houghton Mifflin Company, Boston. 368 pp.
- Chamberlin, J.C. (1930) A synoptic classification of the false scorpions or chela-spinners, with a report on a cosmopolitan collection of the same. Part II. The Diplosphyronida (Arachnida-Chelonethida). *Annals and Magazine of Natural History*, (10) 5, 1–48, 585–620. <https://doi.org/10.1080/00222933008673173>
- Chamberlin, J.C. (1933) Some false scorpions of the atemnid subfamily Miratemninae (Arachnida - Chelonethida). *Annals of the Entomological Society of America*, 26, 262–268. <https://doi.org/10.1093/aesa/26.2.262>
- Christophoryová, J., Dashdamirov, S., Malek Hosseini, M.J. & Sadeghi, S. (2013) First record of the genus *Megachernes* (Pseudoscorpiones: Chernetidae) from an Iranian cave. *Arachnologische Mitteilungen: Arachnology Letters*, 46, 9–16. <https://doi.org/10.5431/aramit4603>
- Dabert, M., Wojciech, W., Andrzej, K., Ziemowit, O. & Jacek, D. (2010) Molecular phylogeny of acariform mites (Acari, Arachnida): Strong conflict between phylogenetic signal and long-branch attraction artifacts. *Molecular Phylogenetics and Evolution*, 56 (1), 222–241. <https://doi.org/10.1016/j.ympev.2009.12.020>
- Daday, E. (1889) Adatok a Kaukázus álskorpió-faunájának ismeretéhez. *Természetrizsi Füzetek*, 12, 16–22.
- Daneshvar, H. & Denmark, H.A. (1982) Phytoseiids of Iran (Acarina: Phytoseiidae). *International Journal of Acarology*, 8(1), 3–14. <https://doi.org/10.1080/01647958208683272>
- Darb Emamieh, M., Hajiqanbar, H. & Khanjani, M. (2013) A checklist of Iranian Eupodoidea (Acari: Prostigmata). *Journal of Crop Protection*, 2 (4), 453–460.

- Dashdamirov, S. (1991) New findings of pseudoscorpions (Arachnida, Pseudoscorpiones) in the USSR. *Zoologicheskii Zhurnal*, 9, 65–69.
- Dashdamirov, S. (2005) *Miscellanea chernetologica* (Arachnida: Pseudoscorpiones), based on the collection of the Natural History Museum in Vienna, Part 2. *Arthropoda Selecta*, 14 (4), 303–304.
- Davachi, A. (1949) [Major economic pests of agricultural plants in Iran and their control] [Chemical Institute Publication, Tehran]. 294 pp. [in Persian].
- De Geer, C. (1778) *Mémoires pour servir à l'histoire des insectes*. Stockholm. 7, I–XII, 1–950, pls. 1–49.
- Dehghani, R., Moabed, Sh., Kamyabi, F., Haghdoost, A.A., Mashayekhi, M. & Soltani H. (2008) Scorpions Fauna of Kerman Province. *Journal of Kerman University of Medical Sciences*, 15(2), 170–179 [in Persian with English abstract].
- Dehghani, R. & Fathi, B. (2012) Scorpion sting in Iran: A review. *Toxicon*, 60 (5), 919–933. <https://doi.org/10.1016/j.toxicon.2012.06.002>
- Dehghani, R. & Arani, M.G. (2015) Scorpion sting prevention and treatment in ancient Iran. *Journal of Traditional and Complementary Medicine*, 5 (2), 75–80. <https://doi.org/10.1016/j.jtcme.2014.11.007>
- Dehghani, R., Haghi, F.M., Mogaddam, M.Y., Sedaghat, M.M. & Hajati, H. (2016) Review study of scorpion classification in Iran. *Journal of Entomology and Zoology Studies*, 4(5), 440–444.
- Dehghani, R. & Kassiri, H. (2018) A checklist of scorpion in Iran (by 2017). *Asian Journal of Pharmaceutics*, 12(3), 880–887.
- Dehkhoda, A.A. (1931) *Dehkhoda Persian to Persian Dictionary*. Tehran University Press, Tehran, 16 vols. [in Persian].
- Doryanzadeh, N., Kamali, H. & Akrami, M.A. (2011) Fauna of eriophyoid mites (Acari: Trombidiformes: Prostigmata) in Shiraz, Iran. In: Kazemi, Sh. & Saboori, A. (eds.) *Abstract and Proceeding Book of the First Persian Congress of Acarology; 22–23 December 2011; Kerman, Iran*. International Center for Science, High Technology, and Environmental Sciences, Kerman, p. 18.
- Ewing, H.E. (1917) New Acarina: part II. Description of new species and varieties from Iowa, Missouri, Illinois, Indiana, and Ohio. *Bulletin of the American Museum of Natural History*, 117, 113–121.
- Ezzatpour, M. (1987) *Tick, a vector of Piroplasmose and its control*. Chehr Press, Tehran. 204 pp. [in Persian].
- Farahbakhsh, Gh. (1961) A checklist of economically important insects and other enemies of plants and agricultural products in Iran. *Plant Organization Press*, 1, 1–133.
- Farzanpay, R. (1987) [Knowing Scorpions]. Central University Publications, Tehran, 312(Biology 4), 231 pp. [in Persian, with Latin index].
- Farzanpay, R. (1988)[1990] A catalogue of the scorpions occurring in Iran, up to January 1986. *Revue Arachnologique*, 8, 33–44. [reprinted in *Archives of Razi Institute*, 41, 1–12].
- Fekri, S., Badzohre, A., Safari, R. & Azizi, K. (2012) Species identification and geographic distribution of scorpions in Jask town county, Hormozgan province. *Medical Journal of Hormozgan University*, 16(2), 135–142 [in Persian, summary English].
- Feldmann, R.M., Kolahehdouz, A., Biranvand, B. & Schweigert, G. (2007) A new family, genus, and species of lobster (Decapoda: Achelata) from the Gadvan Formation (Early Cretaceous) of Iran. *Journal of Paleontology*, 81 (2), 405–407. [https://doi.org/10.1666/0022-3360\(2007\)81\[405:ANFGAS\]2.0.CO;2](https://doi.org/10.1666/0022-3360(2007)81[405:ANFGAS]2.0.CO;2)
- Fet, V. & Lowe, G. (2000) Genus *Buthus* Leach, 1815. In: Fet, V., Sissom, W.D., Lowe, G. & Braunwalder, M.E. (eds.) *Catalog of the Scorpions of the World (1758-1998)*. The New York Entomological Society, New York. pp. 91–97.
- Fet, V., Capes, E.M. & Sissom, W.D. (2001) A new genus and species of psammophilic scorpion from Vignoli et al.: Scorpiofauna of Kashan 7 eastern Iran (Scorpiones: Buthidae). Pp. 183–189 in Fet, V. & Selden, P.A. (eds.) *Scorpions 2001. In Memoriam Gary A. Polis*. British Arachnological Society, Burnham Beeches, Bucks, U.K.

- Fet, V., Kovařík, F., Gantenbein, B., Kaiser, R.C., Stewart, A.K. & Graham, M.R. (2018) Revision of the *Mesobuthus caucasicus* complex from Central Asia, with descriptions of six new species (Scorpiones: Buthidae). *Euscorpius*, 255, 1–9.
<https://doi.org/10.18590/euscorpius.2018.vol2018.iss255.1>
- Finnegan, S. (1932) Report on the scorpions collected by Mr. Bertram Thomas in Arabia. *The Journal of the Linnean Society of London, Zoology*, 38 (258), 91–98.
<https://doi.org/10.1111/j.1096-3642.1932.tb00695.x>
- Francke, O.F. (1980) Revision of the genus *Nebo Simon* (Scorpiones, Diplocentridae). *The Journal of Arachnology*, 8, 35–52.
- Gantenbein, B., Fet, V. & Gromov, A.V. (2003). The first DNA phylogeny of four species of *Mesobuthus* Vachon, 1950 (Scorpiones: Buthidae) from Eurasia. *The Journal of Arachnology*, 31, 412–420.
<https://doi.org/10.1636/H01-23>
- Ghahari, H. & Marusik, Yu.M. (2009) New data on spider fauna of Iran (Araneae). *Turkish Journal of Arachnology*, 2, 1–8.
- Gharakhloo, M.M., Heydaraba, S.A. & Yağmur, E.A. (2018) The scorpion fauna of West Azerbaijan Province in Iran (Arachnida: Scorpiones). *Biharean Biologist*, 12 (2), 84–87.
- Grube, A.E. (1873) Über eine Zusendung Transkaukasischen Arachniden und Myriapoden. *Jahresbericht der Schlesischen Gesellschaft für Vaterländische Naturkunde in Breslau*, 51, 56–57.
- Gruber, J. (1998) Beiträge zur Systematik der Gattung *Dicranolasma* (Arachnida: Opiliones, Dicranolasmatidae). I. *Dicranolasma thracium* Staręga und verwandte Formen aus Südosteuropa und Südwestasien. *Annalen des Naturhistorischen Museums in Wien. Serie B für Botanik und Zoologie*, 100, 489–537.
- Habibi, T. (1971) Liste de scorpions de l'Iran. *Bulletin of the Faculty of Science of Teheran University*, 2 (4), 42–47.
- Haitlinger, R. & Saboori, A. (1996) Seven new larval mites (Acari: Prostigmata, Erythraeidae) from Iran. *Miscellanea Zoologica*, 19 (2), 117–131.
- Hajiqanbar, H. & Momen, F. (2006) A family of Prostigmatic mites, new to mite fauna of Iran. In: Manzari, Sh. (ed.) *Proceedings of the 17th Iranian Plant Protection Congress*. Vol. 1: Pests, 2–5 September 2006, University of Tehran, Karaj, Iran, p. 186.
- Hajiqanbar, H. & Rakhshani, H. (2011) *Parapygmephorus delyorum* (Acari: Heterostigmata: Neopygmephoridae), a species new to mite fauna of Iran. *Journal of Entomological Society of Iran*, 31 (1), 89–90.
- Hajiqanbar, H. & Saboori, A. (eds.) (2017) *Program & Abstract book of the third International Persian Congress of Acarology, 23–25 August 2017, Tehran, Iran*. College of Science, University of Tehran, 70 pp.
- Hajiqanbar, H. & Sobhi, M. (2018) New records of the microdispid mites (Acari: Heterostigmata: Microdispidae) associated with ants with a review of the family in Iran. *Persian Journal of Acarology*, 7 (2), 105–113.
- Hajiqanbar, H., Khaustov, A., Kamali, K., Saboori, A. & Kamali, H. (2009) New taxa of the family Trochometridiidae (Acari: Heterostigmata) associated with insects from Iran. *Journal of Natural History*, 43 (43–44), 2701–2722.
<https://doi.org/10.1080/00222930903243962>
- Hajizadeh, J. & Akrami, A. (2010) *Acarology (external & internal morphology)*. University of Guilan Press, Rasht. 363 pp. [in Persian].
- Hajizadeh, J. & Faraji, F. (2016) *Identification guide and diagnosis key for predatory mites of the family Phytoseiidae of Iran*. ACECR [Academic Center for Education, Cultural Research] of Guilan Province Press, 164 pp. [in Persian].
- Harvey, M.S. (2002) The neglected cousins: what do we know about the smaller arachnid orders? *The Journal of Arachnology*, 30, 357–372.
[https://doi.org/10.1636/0161-8202\(2002\)030\[0357:TNCWDW\]2.0.CO;2](https://doi.org/10.1636/0161-8202(2002)030[0357:TNCWDW]2.0.CO;2)
- Harvey, M.S. (2013a) Order Pseudoscorpiones. Animal biodiversity: An outline of higher-level classification and survey of taxonomic richness (Addenda 2013). *Zootaxa*, 3703 (1), 34–35.
<https://doi.org/10.11646/zootaxa.3703.1.8>

- Harvey, M.S. (2013b) *Pseudoscorpions of the World*, version 3.0, beta. Western Australian Museum, Perth. Available from: <http://museum.wa.gov.au/catalogues-beta/pseudoscorpions> [Accessed 9 June 2018].
- Harvey, M.S. (2013c) *Solifuges of the World*, version 1.0. Western Australian Museum, Perth. Available from: <http://www.museum.wa.gov.au/catalogues/solifuges> [Accessed 24 June 2017] and <http://museum.wa.gov.au/catalogues-beta/solifuges> [Accessed 31 July 2018].
- Harvey, M.S. (2016) The systematics of the pseudoscorpion family Ideoroncidae (Pseudoscorpiones: Neobisioidea) in the Asian region. *The Journal of Arachnology*, 44 (3), 272–329. <https://doi.org/10.1636/JoA-S-16-041.1>
- Hashemi-Fesharaki, R., Abdigoudarzi, M. & Esmaeil-Nia, K. (2002) *An illustrated guide to the Ixodidae ticks of Iran*. Veterinary Organization of Iran, Tehran. 110 pp. [in Persian, scientific names in Roman script in title of figures].
- Hemprich, F.G. & Ehrenberg, C.G. (1828) *Animalia articulata. Arachnoidea, Scorpiones africani et asiatici. Symbolae physicae seu icones et descriptiones Animalium evertibratorum sepositis insectis quae ex itinere per Africam Borealem et Asiam Occidentalem*. Officina Academica, Decas Prima, Berolini, Plates IX et X.
- Hemprich, F.G. & Ehrenberg, C.G. (1829) Vorläufige Uebersicht der in Nord-Afrika und West-Asien einheimischen Scorpione und deren geographischen Verbreitung, nach den eigenen Beobachtungen. *Verhandlungen der Gesellschaft Naturforschende Freunde in Berlin*, 1, 348–362.
- Hermann, J.F. (1804) *Mémoire aptérologique*, Strasbourg.
- Hewitt, J. & Godfrey, R. (1929) South African pseudoscorpions of the genus *Chelifer* Geoffroy. *Annals of the Natal Museum*, 6, 305–336.
- Heymons, R. (1902) Biologische Beobachtungen an asiatischen Solifugen, nebst Beiträgen zur Systematik derselben. *Abhandlungen der Preussischen Akademie der Wissenschaften zu Berlin*, 1902, 1–65.
- Hirst, A.S. (1908) On some Oriental Solifugae, with descriptions of new forms. *Records of the Indian Museum*, 2 (3), 241–247.
- Jalaeian, M., Kamali, H. & Bertrand, M. (2013) First record of the family Labidostomatidae (Acari: Prostigmata) from Khorasan Razavi Province, Iran. In: Joharchi, O. & Saboori, A. (eds.) *Program and Abstract book. The Second International Persian Congress of Acarology, 29–31 August 2013, Karaj, Iran*, p. 16.
- Joharchi, O. & Saboori, A. (eds.) (2013) *Program and Abstract book. The Second International Persian Congress of Acarology, 29–31 August 2013, Karaj, Iran*. 69 pp.
- Kamali, K., Ostovan, H. & Atamehr, A. (2001) *A catalog of mites & ticks (Acari) of Iran*. Islamic Azad University, Scientific Publication Center, Tehran. 196 pp. (+ 5 pp. Persian summary).
- Karataş, A. & Garkheloo, M.M. (2013) A new *Hemiscorpius* Peters, 1861 (Scorpiones: Hemiscorpiidae) from Southwestern Iran. *Turkish Journal of Zoology*, 37(1), 15–23.
- Karimi, Y. (1981) *Relapsing fever and its epidemiology*. Pasteur Institute of Iran, Tehran. 120 pp. [in Persian].
- Kassiri, H., Mohammadzadeh Mahijan, N., Hasanvand, Z., Shemshad, M. & Shemshad, Kh. (2012) Epidemiological survey on scorpion sting envenomation in South-West, Iran. *Zahedan Journal of Research in Medical Sciences*, 14(8), 80–83.
- Katlav, A., Hajiqanbar, H. & Talebi, A.A. (2014) First record of the genus *Acanthomastix* Mahunka, 1972 (Acari: Dolichocybidae) from Asia, with the description of a new species. *International Journal of Acarology*, 40 (1), 7–14. <https://doi.org/10.1080/01647954.2014.883429>
- Kazemi, Sh., Moraza, M.L., Kamali, K. & Saboori, A. (2008) A new genus and three new species of Eviphididae (Acari: Mesostigmata) associated with scarab beetles in Iran. *Zootaxa*, 1852 (1), 1–20. <https://doi.org/10.11646/zootaxa.1852.1.1>
- Kazemi, Sh. & Rajaei, A. (2013) An annotated checklist of Iranian Mesostigmata (Acari), excluding the family Phytoseiidae. *Persian Journal of Acarology*, 2 (1), 63–158.

- Kazemi, Sh. & Saboori, A. (eds.) (2011) *Abstract and Proceeding Book of the First Persian Congress of Acarology; 22-23 December 2011; Kerman, Iran*. International Center for Science, High Technology, and Environmental Sciences, Kerman, 180 pp.
- Kazemi, Sh., Samanipour, M. & Hashemi Nasab Pabandi, S.H. (2011) First record of mites of the family Microgyniidae (Acari: Mesostigmata) from Iran. In: Kazemi, Sh. & Saboori, A. (eds.) *Abstract and Proceeding Book of the First Persian Congress of Acarology; 22-23 December 2011; Kerman, Iran*. International Center for Science, High Technology, and Environmental Sciences, Kerman, p. 28.
- Khalil-Manesh, B. (1969) Tea pests in Iran. *Proceedings of the 2nd Iranian Plant Protection Congress. Karaj, Iran*, pp. 162-175 [in Persian with English summary].
- Khalil-Manesh, B. (1973) Phytophagous mite fauna of Iran. *Applied Entomology and Phytopathology*, 35, 30-38 [in Persian with English summary].
- Khalil-Manesh, B. (1979) Studies related to the action of *Amblyseius aberrans* (Oudemans) on *Tydeus gloveri* (Ashmead). *Applied Entomology and Phytopathology*, 47 (2), 131-148 [in Persian with English summary].
- Khanjani, M. & Haddad Irani-Nejad, K. (2006) *Mites injurious to agricultural products*. Bu-Alisina University Press, Hamedan. 520 pp. [in Persian].
- Khazanehdari, M., Mirshamsi, O. & Aliabadian, M. (2016) Contribution to the solpugid (Arachnida: Solifugae) fauna of Iran. *Turkish Journal of Zoology*, 40, 608-614.
<https://doi.org/10.3906/zoo-1507-34>
- Khosrowshahi, M. & Arbabi, M. (1997) The Tenuipalpidae (Acari) of Iran with description of new species for the world fauna & Iran. *Plant Pests and Diseases Research Institute Publication*, Tehran. 56 pp.
- Kiany, N., Sadeghi, S., Kiany, M., Zamani, A. & Ostovani, S. (2017) Additions to the crab spider fauna of Iran (Araneae: Thomisidae). *Arachnologische Mitteilungen: Arachnology Letters*, 53, 1-8.
<https://doi.org/10.5431/aramit5301>
- Kitto, J. (1838) *Uncle Oliver's Travels in Persia*. H. G. Bohn, London. 395 pp.
- Koch, C.L. (1837) *Deutschlands Crustaceen, Myriapoden und Arachniden*, Regensburg.
- Koch, C.L. (1839) *Die Arachniden*. C. H. Zech'sche Buchhandlung, Nürnberg, 5(6), 125-158.
- Koch, C.L. (1842) Systematische Übersicht über die Familie der Galeoden. *Archiv für Naturgeschichte*, 8, 350-356.
- Koch, C.L. (1843) *Die Arachniden. Getreu nach der Natur Abgebildet und Beschrieben*, Nürnberg.
- Koch, L. (1873) *Uebersichtliche Dartstellung der Europäischen Chernetiden (Pseudoscorpione)*, Nürnberg.
- Koç, H., Moradi, M., Erdek, M., Yağmur, E.A. & Gharahkloo, P.M. (2015) Correction of the type locality of *Rhagodes caucasicus*, and the first record of the species from Iran with redescription of the species from Turkey (Solifugae: Rhagodidae). *Entomological News*, 125 (4), 260-268.
<https://doi.org/10.3157/021.125.0406>
- Komposch, C. (2002) Spinnen, Weberknechte, Skorpione und Walzenspinnen aus dem Iran (Arachnida: Araneae, Opiliones, Scorpiones, Solifugae). In: Gutleb, B. & Wieser, C. (eds.) *Ergebnisse einer zoologischen Exkursion in den Nordiran. Carinthia II*, 192/112, 33-140.
- Kontschán, J. & Hajizadeh, J. (2013) First record of the family Macrodirychidae Hirschmann, 1975 (Acari: Uropodina) from Iran. *Persian Journal of Acarology*, 2, 189-193.
- Kovařík, F. (1997) Results of the Czech Biological Expedition to Iran. Part 2. Arachnida: Scorpiones with descriptions of *Iranobuthus krali* gen. n. et sp. n. and *Hottentotta zagrosensis* sp. n. (Buthidae). *Acta Societatis Zoologicae Bohemicae*, 61, 39-52.
- Kovařík, F. (2003) Eight new species of *Compsobuthus* Vachon, 1949 from Africa and Asia (Scorpiones: Buthidae). *Serket*, 8(3), 87-112.
- Kovařík, F. (2004) Revision and taxonomic position of genera *Afghanorthochirus* Lourenço & Vachon, *Baloorthochirus* Kovařík, *Butheolus* Simon, *Nanobuthus* Pocock, *Orthochiroides* Kovařík, *Pakistanorthochirus* Lourenço, and Asian *Orthochirus* Karsch, with descriptions

- of twelve new species (Scorpiones, Buthidae). *Euscorpius*, 16, 12–33.
<https://doi.org/10.18590/euscorpius.2004.vol2004.iss16.1>
- Kovařík, F. (2005) Taxonomic position of species of the genus *Buthacus* Birula, 1908 described by Ehrenberg and Lourenço, and description of a new species (Scorpiones: Buthidae). *Euscorpius*, 28, 1–13.
<https://doi.org/10.18590/euscorpius.2005.vol2005.iss28.1>
- Kovařík, F. (2013) Family Chaerilidae. In: Kovařík, F. & Ojanguren Affilastro, A.A. (eds.) *Illustrated catalog of scorpions Part II Bothriuridae: Buthidae I, genera Compsobuthus, Hottentotta, Isometrus, Lychas and Sassanidotus*. Clarion Production, Prague. pp. 145–212.
- Kovařík, F. & Ahmed, Z. (2013) A review of *Androctonus finitimus* (Pocock, 1897), with description of two new species from Pakistan and India (Scorpiones, Buthidae). *Euscorpius*, 168, 1–10.
<https://doi.org/10.18590/euscorpius.2013.vol2013.iss168.1>
- Kovařík, F. & Fet, V. (2006) Taxonomic position of the genus *Simonoides* Vachon et Farzanpay, 1987, and description of a new species of *Orthochirus* Karsch from Iran (Scorpiones, Buthidae). *Euscorpius*, 38, 1–10.
<https://doi.org/10.18590/euscorpius.2006.vol2006.iss38.1>
- Kovařík, F., Navidpour, Sh. & Soleglad, M.E. (2017) *Hemiscorpius shahii* sp.n. from Iran (Scorpiones: Hemiscorpiidae). *Euscorpius*, 249, 1–9.
<https://doi.org/10.18590/euscorpius.2017.vol2017.iss249.1>
- Kovařík, F., Yağmur, E.A. & Fet, V. (2019a) Review of *Hottentotta* described by A. A. Birula, with descriptions of two new species and comments on Birula's collection (Scorpiones: Buthidae). *Euscorpius*, 282, 1–30.
<https://doi.org/10.18590/euscorpius.2019.vol2019.iss282.1>
- Kovařík, F., Yağmur, E.A., Fet, V. & Hussen, F.S. (2019b) A review of *Orthochirus* from Turkey, Iraq, and Iran (Khoozestan, Ilam, and Lorestan Provinces), with descriptions of three new species (Scorpiones: Buthidae). *Euscorpius*, 278, 1–31.
<https://dx.doi.org/10.18590/euscorpius.2019.vol2019.iss278.1>
- Kovařík, F., Yağmur, E.A. & Moradi, M. (2018) Two new *Hottentotta* species from Iran, with a review of *Hottentotta saulcyi* (Scorpiones: Buthidae). *Euscorpius*, 265, 1–14.
<https://doi.org/10.18590/euscorpius.2018.vol2018.iss265.1>
- Kovařík, F. (2019) Taxonomic reassessment of the genera *Lychas*, *Mesobuthus*, and *Olivierus*, with descriptions of four new genera (Scorpiones: Buthidae). *Euscorpius*, 288, 1–27.
<https://doi.org/10.18590/euscorpius.2019.vol2019.iss288.1>
- Kraepelin, K. (1899) Zur Systematik der Solifugen. *Mitteilungen aus dem Naturhistorischen Museum, Hamburg*, 16, 195–258.
- Krantz, G.W. & Walter, D.E. (2009) *A manual of Acarology*. Third Edition. Texas Tech University Press, Lubbock, Texas. 807 pp.
- Kranz-Baltensperger, Y., Platnick, N.I. & Dupérré, N. (2009) A new genus of the spider family Caponiidae (Araneae, Haplogynae) from Iran. *American Museum Novitates*, 3656, 1–12.
<https://doi.org/10.1206/675.1>
- Kraus, O. (1959) Solifugen aus dem Iran (Arach.). *Senckenbergiana Biologica*, 40, 93–98.
- Kraus, O. (1999) Historic Overview of Past Congresses of Arachnology and of the Centre International de Documentation Arachnologique (C.I.D.A.). *The Journal of Arachnology*, 27 (3), 3–6.
- Krumpál, M. (1984) Einige bemerkenswerte Pseudoscorpione aus der UdSSR. *Acta Entomologica Bohemoslovaca*, 81, 63–69.
- Kury, A.B. (2017) *Classification of Opiliones*. Museu Nacional/UFRJ website. Available from: <http://www.museunacional.ufrj.br/mn/di/Aracnologia/opiliones.htm> [Accessed 2 May 2017].
- Leach, W.E. (1817) On the characters of the genera of the family Scorpionidea, with descriptions of the British species of *Chelifera* and *Obisium*. Pp. 48–53 in Leach, W.E. *The zoological miscellany; being descriptions of new*

- or interesting animals, vol. 3. E. Nodder & Son, London.
- Leitner, E. (1946) Zur Kenntnis der Milbenfauna auf Düngerstätten. I. Einleitung. II. Systematisches Verzeichnis der gefundenen Arten. III. Die Ökologie der Düngermilben. IV. Beschreibung neuer Arten. V. Schriftenverzeichnis. *Zentralblatt für das Gesamtgebiet der Entomologie, Klagenfurt*, 1 (5-6), 129-156.
- Linnaeus, C. (1758) *Systema naturae per regna tria naturae, secundum classes, ordines, genera, species, cum characteribus, differentiis, synonymis, locis*. 10th ed., reformata, Laurentii Salvii, Stockholm, I, 1-824.
<https://doi.org/10.5962/bhl.title.542>
- Logunov, D.V. (1999) Redefinition of the genus *Habrocestoides* Prószyński, 1992, with establishment of a new genus, *Chinattus* gen n. (Araneae: Salticidae). *Bulletin of the British Arachnological Society*, 11 (4), 139-149.
- Logunov, D.V. (2001a) A redefinition of the genera *Bianor* Peckham & Peckham, 1885 and *Harmochirus* Simon, 1885, with the establishment of a new genus *Sibianor* gen. n. (Aranei: Salticidae). *Arthropoda Selecta*, 9 (4), 221-286.
- Logunov, D.V. (2001b) New and poorly known species of the jumping spiders (Aranei: Salticidae) from Afghanistan, Iran and Crete. *Arthropoda Selecta*, 10 (1), 59-66.
- Logunov, D.V. & Marusik, Yu.M. (1999) A brief review of the genus *Chalcoscirtus* Bertkau, 1880 in the faunas of Central Asia and the Caucasus (Aranei: Salticidae). *Arthropoda Selecta*, 7 (3), 205-226.
- Logunov, D.V. & Marusik, Yu.M. (2000) Miscellaneous notes on Palearctic Salticidae (Arachnida: Aranei). *Arthropoda Selecta*, 8 (4), 263-292.
- Logunov, D.V., Marusik, Yu.M. & Mozaffarian, F. (2001) Faunistic review of the jumping spiders of Iran (Aranei: Salticidae). *Arthropoda Selecta*, 10 (2), 155-167.
- Logunov, D.V., Mirshamsi, O., Musavi, S. & Shayestehfar, A. (2013) New faunistic records of Salticidae (Aranei) from Khorasan Province of Iran. *Arthropoda Selecta*, 22 (4), 379-381.
<https://doi.org/10.15298/arthsel.22.4.10>
- Lourenço, W.R. (1998) A new species of *Apistobuthus* Finnegan, 1932 (Chelicerata, Scorpiones, Buthidae) from Iran. *Entomologische Mitteilungen aus dem Zoologischen Museum Hamburg*, 12 (157), 237-244.
- Lourenço, W.R. & Pézier, A. (2002) Taxonomic consideration of the genus *Odontobuthus* Vachon (Scorpiones, Buthidae), with description of a new species. *Revue suisse de Zoologie*, 109 (1), 115-125.
<https://doi.org/10.5962/bhl.part.79581>
- Lourenço, W.R. & Vachon, M. (1995) Un nouveau genre et deux nouvelles espèces de scorpions Buthidae d'Iran. *Bulletin du Muséum national d'Histoire naturelle Paris*, 17, 297-305.
- Lourenço, W.R. & Vachon, M. (2001) A new species of *Compsobuthus* Vachon, 1949 from Iran (Scorpiones: Buthidae). In: Fet, V. & Selden, P.A. (eds.) *Scorpions 2001 In Memoriam Gary A. Polis*. British Arachnological Society, Burnham Beeches, Bucks, U.K., pp. 179-182.
- Lotfollahi, P. (2017) First record of the family Pomerantziidae (Acari: Trombidiformes) from Middle East, with recording of two species for the first time from Asia. *Persian Journal of Acarology*, 6 (4), 259-267.
- Lotfollahi, P., Irani-Nejad, K.H., Bagheri, M. & Valizade, M. (2010) Prostigmatid soil mites of alfalfa fields in northwest of Iran (East Azerbaijan province) including one genus, subgenus and four species as new records. *Munis Entomology & Zoology*, 5 (suppl.), 1001-1010.
- Lotfollahi, P. & Khanjani, M. (2013) *An illustrated glossary of acarology terminology*. Bu-Alisina University Press, Hamedan. 261 pp. [in Persian].
- Maddahi, H., Kami, H.G., Aliabadian, M. & Mirshamsi, O. (2015) Redescription of *Rhagodes eylandti* (Walter, 1889) (Arachnida: Solifugae) with notes on its morphological variation and geographic distribution. *Zoology in the Middle East*, 61 (3), 278-284.
<https://doi.org/10.1080/09397140.2015.1058450>
- Maddahi, H., Aliabadian, M., Moradmand, M. & Mirshamsi, O. (2019) New insights to the

- taxonomy of *Rhagodes eylandti* (Walter, 1889): A remarkable sexually dimorphic species (Solifugae: Rhagodidae). *Zootaxa*, 4648 (3), 494–510.
<https://doi.org/10.11646/zootaxa.4648.3.5>
- Maddahi, H., Khazanehdari, M., Aliabadian, M., Kami, H.G., Mirshamsi, A. & Mirshamsi, O. (2017) Mitochondrial DNA phylogeny of camel spiders (Arachnida: Solifugae) from Iran. *Mitochondrial DNA Part A*, 28 (6), 909–919.
<https://doi.org/10.1080/24701394.2016.1209194>
- Mahnert, V. (1974) *Roncus viti* n. sp. (Arachnida, Pseudoscorpiones) aus dem Iran. *Berichte des Naturwissenschaftlich-Medizinischen Vereins in Innsbruck*, 61, 87–91.
- Mahnert, V. (1980) Arachnids of Saudi Arabia, Pseudoscorpiones. *Fauna of Saudi Arabia*, 2, 32–48.
- Mahnert, V. (1991) Pseudoscorpions (Arachnida) from the Arabian Peninsula. *Fauna of Saudi Arabia*, 12, 171–199.
- Mahnert, V. (2007) Pseudoscorpions (Arachnida: Pseudoscorpiones) of the Socotra Archipelago, Yemen. *Fauna of Arabia*, 23, 271–307.
- Malek-Hosseini, M.J. & Zamani, A. (2017) Checklist of subterranean arthropods of Iran. *Subterranean Biology*, 21, 19–46.
<https://doi.org/10.3897/subtbiol.21.10573>
- Malek-Hosseini, M.J., Grismado, C.J., Sadeghi, S. & Bakhshi, Y. (2015) Description of the first cave dwelling species of the spider genus *Trilacuna* Tong & Li from Iran (Araneae: Oonopidae). *Zootaxa*, 3972 (4), 549–561.
<https://doi.org/10.11646/zootaxa.3972.4.6>
- Martens, J. (2006) Weberknechte aus dem Kaukasus (Arachnida, Opiliones, Nemastomatidae). *Senckenbergiana Biologica*, 86, 145–210.
- Marusik, Yu.M. & Zamani, A. (2015) Additional new species of Filistatidae (Aranei) from Iran. *Arthropoda Selecta*, 24 (4), 429–435.
<https://doi.org/10.15298/arthsel.24.4.05>
- Miranda, G.S. & Zamani, A. (2018) Filling the gap of whip spider distribution in Asia: *Phrynichus persicus* sp. n. (Arachnida, Amblypygi), a new Phrynichidae from Iran. *Zootaxa*, 4413 (2), 339–350.
<https://doi.org/10.11646/zootaxa.4413.2.6>
- Mirjamali, R., Ostovan, H., Kamali, K. & Hajiqanbar, H. (2008) First record of the family Caraboacaridae (Acari: Prostigmata) from Iran. In: Manzari, Sh. (ed.) *Proceedings of the 18th Iranian Plant Protection Congress*, Faculty of Agriculture, University of Bu-Ali Sina, Hamedan, Vol. I. p. 229.
- Mirmoayedi, A., Sharifi, M. & Hemmati, Z. (2000) *Megachernes pavlovskyi* (Redikozev 1949) [sic] species of pseudoscorpion, first record from Iran. *Ninth Iranian Biology Conference*, 15–17 August 2000, University of Tehran. p. 108.
- Mirshamsi, O. (2013) Ecological niche modeling of two scorpion species *Mesobuthus eupeus* (C. L. Koch, 1839) and *M. phillipsii* (Pocock, 1889) from the Iranian Plateau and Zagros region (Arachnida: Scorpiones). *Euscorpius*, 154, 1–10.
<https://doi.org/10.18590/euscorpius.2013.vol2013.iss154.1>
- Mirshamsi, O., Azghadi, S., Navidpour, Sh., Aliabadian, M. & Kovařík, F. (2013a) *Odontobuthus turgari* sp. nov. (Scorpiones, Buthidae) from the eastern region of the Iranian Plateau. *Zootaxa*, 3731 (1), 153–170.
<https://doi.org/10.11646/zootaxa.3731.1.7>
- Mirshamsi, O., Marusik, Yu.M. & Jamili, E. (2013b) The spider family Hersiliidae Thorell, 1870 (Arachnida: Araneae) in Iran. *Zoology in the Middle East*, 59, 347–352.
<https://doi.org/10.1080/09397140.2013.868140>
- Mirshamsi, O., Marusik, Yu.M., Zamani, A., Moradmand, M. & Kashefi, R. (2015) Annotated checklist of the spiders of Iran (Arachnida: Araneae). *Iranian Journal of Animal Biosystematics, Fauna Iranica*, 1, 1–108.
- Mirshamsi, O., Sari, A., Elahia, E. & Hosseinie, Sh. (2011a) *Mesobuthus eupeus* (Scorpiones: Buthidae) from Iran: A polytypic species complex. *Zootaxa*, 2929 (1), 1–21.
- Mirshamsi, O., Sari, A. & Hosseinie, Sh. (2011b) History of study and checklist of the scorpion fauna (Arachnida: Scorpiones) of Iran. *Progress in Biological Sciences*, 1 (2), 16–28.
- Mirshamsi, O., Sari, A., Elahia, E. & Hosseinie, Sh. (2010) Phylogenetic relationships of *Mesobuthus eupeus* (C.L. Koch, 1839) inferred from COI sequences (Scorpiones: Buthidae). *Journal of Natural History*, 44 (47–48), 2851–2872.
<https://doi.org/10.1080/00222933.2010.512400>

- Mirshamsi, O., Zamani, A. & Marusik, Yu.M. (2016) A survey of Hersiliidae (Arachnida: Araneae) of Iran with description of one new genus and two new species. *Journal of Natural History*, 50 (23–24), 1447–1461. <https://doi.org/10.1080/00222933.2015.1113318>
- Modarres Awal, M. (1994) *List of agricultural pests and their natural enemies in Iran*. Ferdowsi University of Mashhad Press, Mashhad. 364 pp. [preface in Persian, text in English; 2nd edition 1997; 3rd edition 2012].
- Mohammadian, H. (2008) *List of arachnids of Iran [Spiders, Scorpions and Solifuges (with Acarines, Pseudoscorpions and Harvestmen)]*. Shabpareh Publications, Tehran. 422 pp. <https://rko.doe.ir/Portal/file/?202189/>
- Moin, M. (1972) *Moin Encyclopedic Dictionary*. Amirkabir Publication, Tehran. 6 volumes [in Persian].
- Monod, L. & Lourenço, W.R. (2005) Hemiscorpiidae (Scorpiones) from Iran, with descriptions of two new species and notes on biogeography and phylogenetic relationships. *Revue suisse de Zoologie*, 112 (4), 869–941. <https://doi.org/10.5962/bhl.part.80331>
- Moradi Faradonbeh, M., Ostovan, H., OConnor, B.M. & Gheibi, M. (2017) Report of one genus and four species, new records for astigmatic mite (Acari: Astigmata) fauna of Iran. In: Hajiqanbar, H. & Saboori, A. (eds.) *Program & Abstract book of the third International Persian Congress of Acarology, 23–25 August 2017, Tehran, Iran*. College of Science, University of Tehran, pp. 28–29.
- Moradmand, M. & Jäger, P. (2011) A review on the huntsman spider genus *Spariolenus* Simon, 1880 (Araneae: Sparassidae: Heteropodinae) in Iran with description of four new species. *Zootaxa*, 2910, 46–62.
- Moradmand, M. & Jäger, P. (2012) Taxonomic revision of the huntsman spider genus *Eusparassus* Simon, 1903 (Araneae: Sparassidae) in Eurasia. *Journal of Natural History*, 46 (39–40), 2439–2496. <https://doi.org/10.1080/00222933.2012.707249>
- Moradmand, M. (2013) The stone huntsman spider genus *Eusparassus* (Araneae: Sparassidae): systematics and zoogeography with revision of the African and Arabian species. *Zootaxa*, 3675 (1), 1–108. <https://doi.org/10.11646/zootaxa.3675.1.1>
- Mortazavi, A., Hajiqanbar, H. & Lindquist, E.E. (2018) A new family of mites (Acari: Prostigmata: Raphignathina), highly specialized subelytral parasites of dytiscid water beetles (Coleoptera: Dytiscidae: Dytiscinae). *Zoological Journal of the Linnean Society*, 184 (3), 695–749. <https://doi.org/10.1093/zoolinnean/zlx113>
- Mossadegh, M.S. (1997) [Some mites of the honey bee *Apis mellifera* L. hives in Iran]. *The Scientific Journal of Agriculture, Shahid Chamran University, Ahvaz, Iran*, 19 (1, 2), 7–16 [in Persian with English summary].
- Motevalli Haghi, F. & Dehghani, R. (2017) A review of scorpions reported in Iran. *Journal of Mazandaran University of Medical Sciences*, 27 (151), 213–226 [in Persian with English abstract].
- Mozaffarian, F. (2000) First report of three genera and two species for the spider fauna of Iran. *Journal of the Entomology Society of Iran*, 20(1), 107–108.
- Mozaffarian, F. & Marusik, Yu.M. (2001) A checklist of Iranian spiders (Aranei). *Arthropoda Selecta*, 10 (1), 67–74.
- Mozaffarian, F. & Tirgari, S. (2000) Field and laboratory studies on some aspects of life and behavior of spiders. *Animal Sciences Journal (Pajouhesh & Sazandegi)*, 19, 102–109.
- Mozaffarian, F., Tirgari, S. & Baiat Asady, H. (2000) Investigations on the fauna of spiders in paddy fields in Mazandaran and Guilan provinces. *Journal of Applied Entomology and Phytopathology*, 67 (1, 2), 51–70.
- Muscarella, O.F. (2001) Jiroft and ‘Jiroft-Aratta’ A Review Article of Yousef Madjidzadeh, ‘Jiroft: The Earliest Oriental Civilization’. *Bulletin of the Asia Institute*, 15, 173–198.
- Nadolny, A.A. & Zamani, A. (2017) A new species of burrowing wolf spiders (Araneae: Lycosidae: *Lycosa*) from Iran. *Zootaxa*, 4286 (4), 597–600. <https://doi.org/10.11646/zootaxa.4286.4.13>
- Nassirkhani, M. (2014a) A new pseudoscorpion species of the genus *Calocheiridius* Beier & Turk (Arachnida: Pseudoscorpiones:

- Olpiidae) from Iran. *Zoology in the Middle East*, 60 (4), 353–361.
<https://doi.org/10.1080/09397140.2014.966520>
- Nassirkhani, M. (2014b) A new pseudoscorpion species of the genus *Geogarypus* (Arachnida: Pseudoscorpiones) from Iran. *Acta Arachnologica*, 63 (2), 99–103.
<https://doi.org/10.2476/asjaa.63.99>
- Nassirkhani, M. (2014c) First records of the pseudoscorpion family Cheiridiidae from Iran. *Arachnology*, 16 (7), 244–251.
<https://doi.org/10.13156/arac.2015.16.7.244>
- Nassirkhani, M. (2015) Notes on Olpiidae (Arachnida: Pseudoscorpiones) from Iran: description of *Cardiolum bisetosum* sp. nov. and redescription of *Olpium omanense*. *Arachnologische Mitteilungen: Arachnology Letters*, 50, 1–10.
<https://doi.org/10.5431/aramit5001>
- Nassirkhani, M. (2016a) A New Pseudoscorpion Species of the Genus *Allochernes* Beier, 1932 (Pseudoscorpiones: Chernetidae) from Southern Iran. *Arachnology*, 17 (2), 95–100.
<https://doi.org/10.13156/arac.2006.17.2.95>
- Nassirkhani, M. (2016b) On generic position of the pseudoscorpion species *Calocheirus asiaticus* Dashdamirov (Pseudoscorpiones: Olpiidae) from Iran. *Arachnology*, 17, 147–152.
<https://doi.org/10.13156/arac.2006.17.3.147>
- Nassirkhani, M. (2016c) On two well-known neobisiid pseudoscorpions (Pseudoscorpiones: Neobisiidae) from Iran. *International Journal of Research Studies in Zoology*, 2 (1), 24–29.
<https://doi.org/10.20431/2454-941X.0201004>
- Nassirkhani, M. (2016d) Redescription of the widely distributed species in the Middle East and central Asia, *Calocheiridius centralis* (Beier) (Pseudoscorpiones: Olpiidae). *The Journal of Zoology Studies*, 3 (4), 102–108.
- Nassirkhani, M. (2016e) Some notes on *Geogarypus harveyi* (Pseudoscorpiones: Geogarypidae) from Iran. *Acta Societatis Zoologicae Bohemicae*, 80, 109–115.
<https://doi.org/10.2476/asjaa.63.99>
- Nassirkhani, M. (2016f) Two new records of the genus *Minniza* Simon (Pseudoscorpiones: Olpiidae) from Iran. *International Journal of Research Studies in Zoology*, 2 (2), 17–20.
<https://doi.org/10.20431/2454-941X.0202003>
- Nassirkhani, M. (2018a) A Redescription of well-known Pseudoscorpion species, *diplotemnus* [sic] *insolitus* Chamberlin (Pseudoscorpiones; Atemnidae) based on the specimens collected from Iran. *International Journal of Avian & Wildlife Biology*, 3 (1), 68–73.
<http://doi.org/10.15406/ijawb.2018.03.00057>
- Nassirkhani, M. (2018b) Identification key to the species of *Amblyolopium* Simon (Pseudoscorpiones: Garypinidae), with first record of *Amblyolopium bellum* Chamberlin from Iran. *Zoology in the Middle East*, 64 (2), 174–181.
<https://doi.org/10.1080/09397140.2018.1442299>
- Nassirkhani, M. & Doustaresharaf, M.M. (2018) New records of epigeal *Neobisium* species (Pseudoscorpiones: Neobisiidae) from North-western Iran. *Arachnology*, 17 (8), 367–374.
<https://doi.org/10.13156/arac.2017.17.8.367>
- Nassirkhani, M. & Doustaresharaf, M.M. (2019) Description of a new pseudoscorpion species of the genus *Amblyolopium* Simon (Pseudoscorpiones: Garypinidae) from north-western Iran. *Zoology in the Middle East*, 65 (3), 268–273.
<https://doi.org/10.1080/09397140.2019.1609174>
- Nassirkhani, M. & Hamidi, K. (2015) *Withius nanus* Mahnert, 1988 (Pseudoscorpiones: Withiidae); a new record of phoresy on Goodwin's brush-tailed mouse from Iran. *The Journal of Zoology Studies*, 2 (1), 13–21.
- Nassirkhani, M. & Harvey, M.S. (2013) Description of the Postlarval Stages of *Dactylochelifer gracilis* Beier, Pseudoscorpiones: Cheliferidae. *International Journal of Zoology*, 2013 (article ID 782638), 1–15.
<https://doi.org/10.1155/2013/782638>
- Nassirkhani, M., Mirab-Balou, M., Bazgir, M. & Zamani, M. (2017) A redescription of *Acanthocreagris iranica* (Pseudoscorpiones: Neobisiidae) inhabiting soil under oak trees in Zagros forest, western Iran. *Vestnik zoologii*, 51 (2), 143–150.
<https://doi.org/10.1515/vzoo-2017-0020>
- Nassirkhani, M., Mojtaba, M.D.S. & Azimi, N. (2015) Redescription of a well-known pseudoscorpion species, *Dinocheirus panzeri* (C.L. Koch) (Pseudoscorpiones: Chernetidae). *The Journal of Zoology Studies*, 2 (6), 6–12.

- Nassirkhani, M. & Mumladze, L. (2019) A redescription of males of *Neobisium* (*N.*) *moreoticum* from Georgia. *Arachnologische Mitteilungen: Arachnology Letters*, 57 (1), 37–42. <https://doi.org/10.30963/aramit5707>
- Nassirkhani, M., Snegovaya, N. & Chumachenko, Yu.A. (2019) Description of a new epigeal species of the genus *Ephippiochthonius* (Pseudoscorpiones: Chthoniidae) from Russia. *Acta Arachnologica*, 68 (1), 1–5. <https://doi.org/10.2476/asjaa.68.1>
- Nassirkhani, M. & Takaloo zadeh, H.M. (2012) *Pseudoscorpions*. ACECR (Academic Center for Education, Culture and Research), Kerman Branch. 400 pp. [in Persian].
- Nassirkhani, M. & Takaloo zadeh, H.M. (2013a) The first report of *Dactylochelifera spasskyi* Redikorzev (Pseudoscorpiones: Cheliferidae) from Iran. *Journal of Entomological Research*, 4 (4), 335–340.
- Nassirkhani, M. & Takaloo zadeh, H.M. (2013b). The first record of *Gobichelifera chelanops* (Pseudoscorpiones: Cheliferidae) from Iran. *Acta Arachnologica*, 62, 13–18. <https://doi.org/10.2476/asjaa.62.13>
- Nassirkhani, M. & Vafai Shoushtari, R. (2014a) Two new records of the genus *Dactylochelifera* (Pseudoscorpiones: Cheliferidae) from Iran. *Acta Societatis Zoologicae Bohemicae*, 78, 219–227.
- Nassirkhani, M. & Vafai Shoushtari, R. (2014b) Redescription and remarks on the species *Minniza persica* (Pseudoscorpiones: Olpiidae) from Iran. *Zoology in the Middle East*, 60 (3), 272–277. <https://doi.org/10.1080/09397140.2014.939814>
- Nassirkhani, M. & Vafai Shoushtari, R. (2015a) A redescription of *Rhacochelifera melanopygus* (Redikorzev 1949) (Pseudoscorpiones: Cheliferidae), a new record of pseudoscorpion fauna of Iran. *Acta Arachnologica*, 64 (1), 21–25. <https://doi.org/10.2476/asjaa.64.21>
- Nassirkhani, M. & Vafai Shoushtari, R. (2015b) Description of the new species *Chthonius* (*Ephippiochthonius*) *negarinae* sp. nov. (Pseudoscorpiones: Chthoniidae) from Iran. *Turkish Journal of Zoology*, 39, 1–6. <https://doi.org/10.3906/zoo-1408-8>
- Nassirkhani, M. & Vafai Shoushtari, R. (2015c) The first record of the family Menthididae Chamberlin (Arachnida: Pseudoscorpiones) from Iran. *International Journal of Research Studies in Zoology*, 1 (3), 27–31.
- Nassirkhani, M. & Vafaei Shoushtari, R. (2016). Two species of the genus *Lamprochernes* Tömösváry (Pseudoscorpiones: Chernetidae) from Iran. *Acta Arachnologica*, 65 (1), 1–6. <https://doi.org/10.2476/asjaa.65.1>
- Nassirkhani, M., Vafai Shoushtari, R. & Abadi, M.R. (2016a) A new pseudoscorpion species in *Amblyolopium* (Pseudoscorpiones: Garypinidae) from a house in Kermanshah Province, Iran. *Arachnologische Mitteilungen: Arachnology Letters*, 52, 1–3. <https://doi.org/10.5431/aramit5201>
- Nassirkhani, M., Vafai Shoushtari, R. & Abadi, M.R. (2016b) Notes on *Hysterochelifera afghanicus* Beier (Pseudoscorpiones: Cheliferidae), with a key to the species of *Hysterochelifera* Chamberlin. *Zoology in the Middle East*, 62 (1), 78–84. <https://doi.org/10.1080/09397140.2016.1144281>
- Nassirkhani, M. & Zamani, A. (2018) Description of a new pseudoscorpion, *Parolpium litoreum* sp.n. (Pseudoscorpiones: Olpiidae) from southern Islands of Iran. *Arthropoda Selecta*, 27 (4), 325–329. <http://doi.com/10.15298/arthscl.27.4.07>
- Nassirkhani, M. & Zamani, M. (2017) Two species of the genus *Neobisium* (Pseudoscorpiones: Neobisiidae) from western Iran. *Arachnologische Mitteilungen: Arachnology Letters*, 53, 53–61. <https://doi.org/10.5431/aramit5309>
- Navabi, A., Hajiqanbar, H. & Mortazavi, A. (2018) New records of the genus *Allopygmephorus* (Acari: Neopygmephoridae) with a list of the species of the family Neopygmephoridae in Iran. *Persian Journal of Acarology*, 7 (4), 315–322. <https://doi.org/10.22073/pja.v7i4.40314>
- Navidpour, Sh. (2008a) A New Species of Psammophilic Scorpion From Iran (Scorpions: Buthidae). *Journal of Biological Sciences*, 8 (8), 1328–1332. <https://doi.org/10.3923/jbs.2008.1328.1332>
- Navidpour, Sh. (2008b) Description study of *Compsobuthus* (Vachon, 1949) species in South and Southwestern Iran (Scorpiones:

- Buthidae). *Archives of Razi Institute*, 63(1), 29-37.
- Navidpour, Sh. & Lowe, G. (2010) Revised diagnosis and redescription of *Apistobuthus susanae* (Scorpiones, Buthidae). *The Journal of Arachnology*, 37, 45-59.
<https://doi.org/10.1636/H08-44.1>
- Navidpour, Sh. & Mashipour, B. (2009) Study of morphometrical values of *Iranobuthus krali* (Scorpiones: Buthidae) from Fars province, southern Iran. *Archives of Razi Institute*, 64 (2), 97-100.
- Navidpour, Sh., Ezatkah, M., Kovařík, F., Soleglad, M.E. & Fet, V. (2011) Scorpions of Iran (Arachnida, Scorpiones). Part VII. Kerman Province. *Euscorpius*, 131, 1-32.
<https://doi.org/10.18590/issn.1536-9307/2011v.2011.issue131.1>
- Navidpour, Sh., Fet, V., Kovařík, F. & Soleglad, M.E. (2008a) Scorpions of Iran (Arachnida, Scorpiones). Part III. Ilam Province. *Euscorpius*, 69, 1-29.
<https://doi.org/10.18590/euscorpius.2008.vol2008.iss69.1>
- Navidpour, Sh., Kovařík, F., Soleglad, M.E. & Fet, V. (2008b) Scorpions of Iran (Arachnida, Scorpiones). Part I. Khozestan Province. *Euscorpius*, 65, 1-41.
<https://doi.org/10.18590/euscorpius.2008.vol2008.iss65.1>
- Navidpour, Sh., Kovařík, F., Soleglad, M.E. & Fet, V. (2008c) Scorpions of Iran (Arachnida, Scorpiones). Part IV. Kohgiluyeh and Boyer Ahmad Province. *Euscorpius*, 74, 1-24.
<https://doi.org/10.18590/euscorpius.2008.vol2008.iss74.1>
- Navidpour, Sh., Soleglad, M.E., Fet, V. & Kovařík, F. (2008d) Scorpions of Iran (Arachnida, Scorpiones). Part II. Bushehr Province. *Euscorpius*, 67, 1-33.
<https://doi.org/10.18590/euscorpius.2008.vol2008.iss67.1>
- Navidpour, Sh., Fet, V., Kovařík, F. & Soleglad, M.E. (2012) Scorpions of Iran (Arachnida, Scorpiones). Part VIII. Fars Province. *Euscorpius*, 139, 1-29.
<https://doi.org/10.18590/euscorpius.2012.vol2012.iss139.1>
- Navidpour, Sh., Kovařík, F., Soleglad, M.E. & Fet, V. (2019) Scorpions of Iran (Arachnida, Scorpiones). Part X. Alborz, Markazi and Tehran Provinces with a description of *Orthochirus carinatus* sp. n. (Buthidae). *Euscorpius*, 276, 1-20.
<https://doi.org/10.18590/euscorpius.2019.vol2019.iss276.1>
- Navidpour, Sh., Nayebzadeh, H.H., Soleglad, M.E., Fet, V., Kovařík, F. & Kayedi, M.H. (2010) Scorpions of Iran (Arachnida, Scorpiones). Part VI. Lorestan Province. *Euscorpius*, 99, 1-23.
<https://dx.doi.org/10.18590/euscorpius.2010.vol2010.iss99.1>
- Navidpour, Sh., Soleglad, M.E., Fet, V. & Kovařík, F. (2013) Scorpions of Iran (Arachnida, Scorpiones), Part IX. Hormozgan Province, with description of *Odontobuthus tavighiae* sp. n. (Buthidae). *Euscorpius*, 170, 1-29.
<https://doi.org/10.18590/euscorpius.2013.vol2013.iss170.1>
- Navidpour, Sh., Vazirianzadeh, B. & Jahanifard, E. (2016) *Applied procedures in Scorpology*. Loh-e Mahfuz, 120 pp. [in Persian].
- Nemati, A., Riahi, E., Khalili-Moghadam, A. & Gwiazdowicz, D.J. (2018) A catalogue of the Iranian Mesostigmata (Acari): additions and updates of the previous catalogue. *Persian Journal of Acarology*, 7 (2), 115-191.
- Niedbala, W. (1984) Phthiracaridae (Acari, Oribatida) nouveaux d'Asie Occidentale. *Annales Zoologici*, 38 (10), 225-241.
- Noei, J., Saboori, A. & Hajizadeh, J. (2014) Two new species and one new record of larvae of the family Johnstonianidae (Acari: Prostigmata) from Iran with a key to species of the genus *Diplothrombium*. *Zootaxa*, 3785 (2), 241-257.
<https://doi.org/10.11646/zootaxa.3785.2.7>
- Noei, J., Hasanvand, I. & Saboori, A. (2017) Two new species of the family Neotrombidiidae (Acari: Prostigmata) from Iran with a key to world species of *Neotrombidium*. *Systematic & Applied Acarology*, 22 (2), 289-301.
<https://doi.org/10.11158/saa.22.2.11>
- Nordmann, A. (1840) Notice sur les scorpions de la faune pontique. In: Demidov, A.A. (ed.) *Voyage dans la Russie méridionale et la Crimée, par la Hongrie, la Valachie et la Moldavie, exécuté en 1837*, Paris, 3, 751-752.

- Novák, J. & Harvey, M.S. (2015) The identity of pseudoscorpions of the genus *Diplothemnus* (Pseudoscorpiones: Atemnidae) from Europe and Asia. *North-Western Journal of Zoology*, 11(2), 316–323.
- Oken, L. (1818) *Isis, oder, Encyclopädische Zeitung von Oken*. Expedition der Isis, Jena, Bd. 2–3, 1576 pp.
- Olearius, A. (1656) *Relation du voyage de Moscovie, Tartarie et de Perse, fait à l'occasion d'une ambassade envoyée au Grand-Duc de Moscovie et du Roy de Perse; par le Duc de Holstein: depuis l'an 1633, jusques en l'an 1639*. Chez Gervais Clouzier, Paris, 7, 38 unnumbered pp + 543 pp.
- Olivier, G.A. (1807) *Voyage dans l'Empire Othoman, l'Égypte et la Perse, Fait par ordre du Gouvernement, pendant les six premières années de la République*. H. Agasse, Paris. 3, 96–98.
- Ono, H. & Martens, J. (2005) Crab spiders of the families Thomisidae and Philodromidae (Arachnida, Araneae) from Iran. *Acta Arachnologica*, 53 (2), 109–124.
<https://doi.org/10.2476/asjaa.53.109>
- Ostovan, H. & Kamali, K. (1994) Mites of family Ascidae (Acari, Mesostigmata) associated with stored products in Kazerun, South of Iran. *Journal of the Entomological Society of Iran*, 14, 3–14 [in Persian with English summary].
- Ostovan, H. & Kamali, K. (1995) New records of six species of astigmatic mites (Acari: Astigmata) infesting stored products in Iran. *Journal of Agricultural Science*, 1 (2), 53–66 [in Persian with English summary].
- Ovtsharenko, V.I., Levy, G. & Platnick, N.I. (1994) A review of the ground spider genus *Synaphosus* (Araneae, Gnaphosidae). *American Museum Novitates*, 3095, 1–27.
- Pallas, P.S. (1772) *Spicilegia zoologica, quibus novae imprimis et obscurae animalium species iconibus, descriptionibus atque commentariis illustrantur cura P.S. Pallas*. Gottlieb August Lange, Berlin, 1 (9), 37–40.
- [Pavlovsky, E.N.] Павловский, Е.Н. (1942) *Ядовитые животные Средней Азии и Ирана [Poisonous animals of Central Asia and Iran]*. Государственное издательство УзССР [State Publishing House of Uzbek SSR, Tashkent], 116 pp. [in Russian].
- Available DjVu file: http://herba.msu.ru/shipunov/school/books/pavlovskij1942_jad_zhiv_sr_azii_i_irana.djvu
- Pepato, A.R., Rocha, C.E.F. & Dunlop, J.A. (2010) Phylogenetic position of the acariform mites: sensitivity to homology assessment under total evidence. *BMC Evolutionary Biology*, 10(235), 23 pp.
<https://doi.org/10.1186/1471-2148-10-235>
- Pešić, V., Smit, H. & Saboori, A. (2014) Checklist of the water mites (Acari, Hydrachnidia) of Iran: second supplement and description of one new species. *Ecologica Montenegrina*, 1 (1), 30–48.
- Peters, W. (1861) Eine neue Untergattung von Scorpionen, *Hemiscorpion lepturus*. *Monatsberichte der Königlichen Preussischen Akademie der Wissenschaften zu Berlin*, April 1861, 426–427.
- Pirali-Kheirabadi, K., Navidpour, Sh., Fet, V., Kovařík, F. & Soleglad, M.E. (2009) Scorpions of Iran (Arachnida, Scorpiones). Part V. Chahar Mahal & Bakhtiyari Province. *Euscorpius*, 78, 1–23.
<https://doi.org/10.18590/euscorpius.2009.vol2009.iss78.1>
- Pocock, R.I. (1889a) Arachnida, Chilopoda and Crustacea. In: Aitchison, J.E.T. (ed.) *The Zoology of the Afghan Delimitation Commission. Transactions of the Linnean Society of London*. 2d Series. Zoology, 5(3), 110–121.
- Pocock, R.I. (1889b) Notes on some Buthidae new and old. *Annals and Magazine of Natural History*, London, 6, 334–351.
<https://doi.org/10.1080/00222938909460342>
- Pocock, R.I. (1895a) Notes on some Solifugae contained in the collection of the British Museum with descriptions of new species. *Annals and Magazine of Natural History*, Ser 6, 16 (91), 74–98.
<https://doi.org/10.1080/00222939508680232>
- Pocock, R.I. (1895b) On the Arachnida and Myriopoda obtained by Dr. Anderson's collector during Mr T. Brent's expedition to the Hadramaut, South Arabia, with a supplement upon the scorpions obtained by Dr. Anderson in Egypt and the Eastern Soudan. *Journal of the Linnean Society*, 25, 292–316.
<https://doi.org/10.1111/j.1096-3642.1895.tb03419.x>

- Pocock, R.I. (1897) Descriptions of some new species of scorpions from India. *Journal of the Bombay Natural History Society*, 11, 102–117.
- Pocock, R.I. (1899) Chilopoda and Arachnida. In: Günther, R.T. (ed.) Contribution to the natural history of Lake Urmī, N. W. Persia, and its neighborhood. *Journal of the Linnean Society of London, Zoology*, 27, 399–406.
- Pocock, R.I. (1900a) Arachnida. In: Blanford, W.T. (ed.) *Fauna of British India including Ceylon and Burma*. Taylor and Francis, London. xii +279 pp.
- Pocock, R.I. (1900b) On some new or little-known Thelyphonidae and Solifugae. *The Annals and Magazine of Natural History (Series 7)*, 5, 294–306.
<https://doi.org/10.1080/00222930008678285>
- Pocock, R.I. (1903) Arachnida. In: Forbes, H.O. (ed.) *The Natural History of Sokotra and Abd-el-kuri: being the report upon the results of the Conjoint Expedition to these Islands in 1898–9, by Mr. W. R. Ogilvie-Grant, of the British Museum, and Dr. H. O. Forber, of the Liverpool Museums, together with information from other available sources. Special Bulletin of the Liverpool Museums*, pp. 175–208.
- Preysslér, J.D. (1790) *Verzeichnis böhmischer Insecten*. Schönfeld-Meißner, Prag. pp. 1–108, Tab. I–III [= 1–3].
- Prószyński, J. (1992) Salticidae (Araneae) of the Old World and Pacific Islands in several US collections. *Annales Zoologici*, 44 (8), 87–163.
- Rahmani, H., Saboori, A. & Hajiqanbar, H. (2011) *Acarology (Morphology, Biology & Systematics)*. University of Zanjan Press, Zanjan. 569 pp. [in Persian].
- Redikorzev, V. (1918) Pseudoscorpions nouveaux I. *Ezhegodnik Zoologicheskogo Muzeya*, 22, 91–101.
- Redikorzev, V. (1922) Pseudoscorpions nouveaux. II. *Ezhegodnik Zoologicheskogo Muzeya*, 23, 257–272.
- Redikorzev, V. (1928) Beiträge zur Kenntnis der Pseudoscorpionenfauna Bulgariens. Mitteilungen aus dem Königl. *Naturwissenschaftlichen Institut in Sofia*, 1, 118–141.
- Redikorzev, V. (1930) Contribution à l'étude de la faune des pseudoscorpions du Caucase. Тбилиси (Георгиан С.С.Р.) Музей Грузии [Bulletin du Muséum de Géorgie], 6, 97–106.
- Redikorzev, V. (1949) Ожнокорпионы Средней Азии [Pseudoscorpionidea of Central Asia]. Труды зоологического института академии наук ссср. [Travaux de l'Institut Zoologique de l'Académie des Sciences de l'URSS], 8, 638–668 [in Russian].
- Robbins, R.G. & Spradling, S.L. (2006) *Vector-borne Infectious Diseases in Iran by Dr. Michael K. Faulde*. Armed Forces Pest Management Board, Washington, DC, 28 pp.
www.acq.osd.mil/eie/afpmb/docs/dveps/Iran.pdf
- Roewer, C.F. (1911) Übersicht der Genera der Subfamilie der Phalangini der Opiliones Palpatores nebst Beschreibung einiger neuer Gattungen und Arten. *Archiv für Naturgeschichte*, Berlin, Abteilung A, Original-Arbeiten, 77 (Supplementheft 2), 1–106, plates 1–3.
- Roewer, C.F. (1915) 106 neue Opilioniden. *Archiv für Naturgeschichte*, Berlin, Abteilung A, Original-Arbeiten, 81 (3), 1–152.
- Roewer, C.F. (1919) Über Nemastomatiden und ihre Verbreitung. *Archiv für Naturgeschichte*, 83 (3), 140–160.
- Roewer C.F. (1933) Solifugae, Palpigradi. In: Bronn, H.G. (ed.) *Klassen und Ordnungen des Tierreichs. 5: Arthropoda. IV: Arachnoidea vol. 5 (IV)(4)(2–3)*. Akademische Verlagsgesellschaft M.B.H., Leipzig. pp. 161–480.
- Roewer C.F. (1934) Solifuga, Palpigrada. In: Bronn, H.G. (ed.) *Klassen und Ordnungen des Tierreichs. 5: Arthropoda. IV: Arachnoidea. Vol. 5 (IV)(4)(4–5)*. Akademische Verlagsgesellschaft m.b.H., Leipzig. pp. 481–723.
- Roewer C.F. (1941) Solifugen 1934–1940. *Veröffentlichungen des Deutschen Kolonial Übersee-Museums, Bremen*, 3, 97–192.
- Roewer, C.F. (1952) Die Solfugen und Opilioniden der österreichischen Iran-Expedition 1949–1950. Sitzungsberichte und Anzeiger der Österreichische Akademie der Wissenschaften, Mathematisch Naturwissenschaftliche Klasse, Wien, Abteilung I. *Biologische Wissenschaften und Erdwissenschaften*, 161 (7), 509–516.
- Roewer, C.F. (1955) Die Araneen der Österreichischen Iran-Expedition 1949/50.

- Sitzungsberichte der Österreichischen Akademie der Wissenschaften (I)*, 164, 751–782.
- Roewer, C.F. (1959) Die Araneae, Solifuga und Opiliones der Sammlungen des Herrn Dr. K. Lindberg aus Griechenland, Creta, Anatolien, Iran und Indien. *Göteborgs Kungliga Vetenskaps och Vitterhets Samhälles Handlingar*, 8 (4), 1–47.
- Roewer, C.F. (1960) Solifugen und Opilioniden-Araneae, Orthognathae, Haplogynae und Entelegynae (Contribution l'étude de la fauna d'Afghanistan 23). *Göteborgs Kungliga Vetenskaps och Vitterhets Samhälles Handlingar*, 6 (8B7), 1–53.
- Rossi, P. (1790) *Fauna Etrusca: sistens Insecta quae in provinciis Florentina et Pisana praesertim collegit*. Typis Thomae Masi & Sociorum, Liburni. 2, 126–140.
<https://doi.org/10.5962/bhl.title.15771>
- Saaristo, M.I. & Tanasevitch, A.V. (1996) Three new *Lepthyphantes* Menge, 1866, from Iran and Turkey (Aranei Linyphiidae). *Arthropoda Selecta*, [1995] 4 (3/4), 61–64.
- Saboori, A. (1998) Mites of the family Trombidiidae Leach (Acari: Prostigmata) of Iran. *Journal of the Entomological Society of Iran*, 16/17, 11–15 [in Persian with English abstract].
- Saboori, A. (1999) Description of *Allothrombium shirazicum* adult (Acari: Trombidiidae) from Iran. *Systematic and Applied Acarology*, 4, 197–198.
<https://doi.org/10.11158/saa.4.1.28>
- Saboori, A. & Hakimitabar, M. (2013) Checklist of the Trombidioida (Acari: Prostigmata) of Iran. *Journal of Crop Protection*, 2 (1), 33–42.
- Saboori, A., Hakimitabar, M., Zahedi Golpayegani, A., Shojaei, M.S. & Shakarami, J. (2009) First Asian species of *Enemthrombium* Berlese (Acari: Microtrombidiidae) from Iran, with a key to world larval species. *International Journal of Acarology*, 35 (4), 349–355.
<https://doi.org/10.1080/01647950903078528>
- Saboori, A., Hosseini, M. & Asadi, M. (2007) Acari of Iran, Vol. 1, Parasitengone mites of Iran. *University of Tehran Press*. 280 pp. [in Persian].
- Saboori, A., & Ostovan, H. (2001) A new species of larval *Neothrombium* Feider, 1959 (Acari: Neothrombidae) from Iran. *Systematic and Applied Acarology*, 6 (1), 203–207.
<https://doi.org/10.11158/saa.6.1.29>
- Saboori, A., Wohltmann, A. & Hakimitabar (2010) A new family of trombidoid mites (Acari: Prostigmata) from Iran. *Zootaxa*, 2611 (1), 16–30.
<https://doi.org/10.11646/zootaxa.2611.1.2>
- Saboori, A., Wohltmann, A., Hakimitabar, M. & Shirvani, A. (2013) A new species of the genus *Achaemenothrombium* (Acari: Achaemenothrombidae) from Iran. *Zootaxa*, 3694 (2), 143–152.
<https://doi.org/10.11646/zootaxa.3694.2.3>
- Sadeghi, H., Ahmadi, M., Zamani, A. & Jabaleh, I. (2016) A study on the spider fauna of Dargaz and Kalat Counties in Razavi Khorasan Province, Iran (Arachnida: Araneae). *Biharean Biologist*, 10(1), 4–7.
- Sanaei-Zadeh, H. (2017) Spider Bite in Iran. *Electronic Physician*, 9 (7), 4703–4707.
<https://doi.org/10.19082/4703>
- Sanaei-Zadeh, H., Marashi, M. & Dehghani, R. (2017) Epidemiological and clinical characteristics of scorpionism in Shiraz (2012–2016); development of a clinical severity grading for Iranian scorpion envenomation. *Medical Journal of the Islamic Republic of Iran*, 31 (27), 1–9.
<https://doi.org/10.18869/mjiri.31.27>
- Sanggaard, K.W., Bechsgaard, J.S., Fang, X., Duan, J., Dyrland, T.F., Gupta, V., Jiang, X., Cheng, L., Fan, D., Feng, Y., Han, L., Huang, Z., Wu, Z., Liao, L., Settepani, V., Thøgersen, I.B., Vanthournout, B., Wang, T., Zhu, Y., Funch, P., Enghild, J.J., Schauser, L., Andersen, S.U., Villesen, P., Schierup, M.H., Bilde, T. & Wang, J. (2014) Spider genomes provide insight into composition and evolution of venom and silk. *Nature Communications*, 5 (3765), 1–11.
<https://doi.org/10.1038/ncomms4765>
- Schawaller, W. (1983) Pseudoscorpione aus dem Norden des Iran (Arachnida: Pseudoscorpiones). *Senckenbergiana Biologica*, 63, 367–371.
- Schöngast, C.-A. (1668) *Enkurek Persarum, morsumque tarantula indultu gratiosa facultatis medica, Almâ Lipsiensi pro loco in eadem obtinendo distributum antea in Panegyri doctorali*. Lipsia. 18 pp.

- Schrank, F.P. (1803) *Fauna Boica. Durchgedachte, Geschichte der in Baiern einheimischen und Zahmen Theire*, Landshut.
- Senglet, A. (1974) *Pholcus* nouveaux d'Iran (Araneae: Pholcidae). *Revue suisse de Zoologie*, 81, 803-812.
<https://doi.org/10.5962/bhl.part.76044>
- Senglet, A. (2008). New species of *Pholcus* and *Spermophora* (Pholcidae, Araneae) from Iran and Afghanistan, with notes on mating mechanisms. *Revue suisse de Zoologie*, 115, 355-376.
<https://doi.org/10.5962/bhl.part.80432>
- Sepasgozarian, H. (1973) Mites and their economic importance in Iran. In: Daniel, M. & Rosický, B. (eds.) *Proceedings of the 3rd International Congress of Acarology held in Prague August 31 - September 6, 1971*. Academia, Publishing House of the Czechoslovak Academy of Sciences. pp. 241-242.
https://doi.org/10.1007/978-94-010-2709-0_45
- Sepasgozarian, H. (1977) The twenty years of researches in Acarology in Iran. *Journal of Iranian Society of Engineers, Tehran, Iran*, 56, 40-50 [in Persian].
- Seyedi Arani, H.R., Dehghani, R., Ghannaei Arani, M. & Zarghi, I. (2016) Scabies contamination status in Iran: A review. *International Journal of Epidemiologic Research*, 3 (1) Ser No. 6, 86-94.
- Shalchian Tabrizi, S., Pashaei Rad, Sh. & Hedayati, Z. (2015) A new record for the spider fauna of Iran: *Olios sericeus* (Araneae: Sparassidae). *Turkish Journal of Zoology*, 39 (2), 338-339.
<https://doi.org/10.3906/zoo-1401-59>
- Sharma, P.P., Kaluziak, S.T., Pérez-Porro, A.R., González, V.L., Hormiga, G., Wheeler, W.C. & Giribet, G. (2014) Phylogenomic interrogation of Arachnida reveals systemic conflicts in Phylogenetic Signal. *Molecular Biology and Evolution*, 31 (11), 2963-2984.
<https://doi.org/10.1093/molbev/msu235>
- Shultz, J.W. (2007) A phylogenetic analysis of the arachnid orders based on morphological characters. *Zoological Journal of the Linnean Society*, 150 (2), 221-265.
<https://doi.org/10.1111/j.1096-3642.2007.00284.x>
- Simon, E. (1874) Etudes aracnologiques. 3e Mémoire. V. Révision des espèces européennes de la famille des Sparassidae. *Annales de la Société Entomologique de France*, (5) 4, 243-279.
- Simon, E. (1878) Liste des espèces de la famille des Cheliferidae qui habitent l'Algérie et le Maroc. *Annales de la Société Entomologique de France*, (5) 8, 144-153.
- Simon, E. (1879) *Les Arachnides de France*. 7. Contenant les ordres des Chernetes, Scorpiones et Opiliones. Paris, Librairie Encyclopédique de Roret, pp. 1-332, pl. 17-24.
- Simon, E. (1880) Études Arachnologiques 12e Mémoire. Part XVIII. Descriptions de Genres et Espèces de l'ordre des Scorpiones. *Annales de la Société Entomologique de France*, 5 (10), 377-398.
- Simon, E. (1882) Etude sur les Arachnides de l'Yemen méridional. Viaggio ad Assab nel Mar Rosso, dei Signori G. Doria ed O. Beccari con il R. Avviso 'Esploratore' dal 16 nov. 1879 al 26 feb. 1880. *Annali del Museo civico di Storia naturale di Genova*, 18, 207-260.
- Simon, E. (1892) Liste des arachnides recueillis en Syrie par M. le docteur Théod. Barrois. *Revue Biologique du Nord de la France*, 5, 80-84.
- Snegovaya, N.Yu. (2005) Four new harvestman species from Azerbaijan (Arachnida: Opiliones: Phalangiidae). *Arthropoda Selecta*, 14, 19-32.
- Snegovaya, N.Yu. (2007) Two new harvestman species from Lenkoran, Azerbaijan (Arachnida: Opiliones: Phalangiidae). *Bulletin of the British Arachnological Society*, 14, 88-92.
<https://doi.org/10.13156/ arac.2007.14.2.88>
- Snegovaya, N.Yu. (2010) Further studies on harvestmen of the genus *Opilio* Herbst, 1798 (Arachnida: Opiliones: Phalangiidae) from the Caucasus. Кавказский энтомологический бюллетень [Caucasian Entomological Bulletin], 6 (1), 3-18.
<https://doi.org/10.23885/1814-3326-2010-6-1-3-18>
- Snegovaya, N.Yu., Cokendolpher, J.C. & Mozaffarian, F. (2018) The Opiliones of Iran with a description of a new genus and two new species. *The Journal of Arachnology*, 46 (1), 69-80.
<https://doi.org/10.1636/JoA-S-17-016.1>

- Soleglad, M.E. & Fet, V. (2003) High-level systematics and phylogeny of the extant scorpions (Scorpiones: Orthosterni). *Euscorpius*, 11 (1), 1–56.
<https://doi.org/10.18590/euscorpius.2003.vol2003.iss11.1>
- Tanasevitch, A.V. (2017) A new *Palliduphantes* Saaristo & Tanasevitch, 1996 from the Elburz Mountains, Iran (Araneae: Linyphiidae). *Zoology in the Middle East*, 63 (2), 172–175.
<https://doi.org/10.1080/09397140.2017.1320840>
- Tashakor, S., Hajiqanbar, H. & Saboori, A. (2013) First record of the genus *Silphitrombium* (Acari: Trombidiformes: Prostigmata: Neothrombiidae) from Iran. In: Joharchi, O. & Saboori, A. (eds.) *Program and Abstract book. The Second International Persian Congress of Acarology, 29–31 August 2013, Karaj, Iran*. p. 35.
- Tchemeris, A.N. & Snegovaya, N.Yu. (2010) Three new species of Phalangidae (Arachnida: Opiliones) from Turkmenistan. *Acta Arachnologica*, 59, 67–72.
<https://doi.org/10.2476/asjaa.59.67>
- Teruel, R., Kovařík, F., Navidpour, Sh. & Fet, V. (2014) The first record of the genus *Anomalobuthus* Kraepelin, 1900 from Iran, with description of a new species (Scorpiones: Buthidae). *Euscorpius*, 192, 1–10.
<https://doi.org/10.18590/euscorpius.2014.vol2014.iss192.1>
- Thorell, T. (1876) Sopra alcuni Opilioni (Phalangidea) d'Europe e dell' Asia occidentale, con un quadro dei generi europei di quest' Ordine. *Annali del Museo civico di storia naturale di Genova*, 8, 452–508.
<https://doi.org/10.5962/bhl.part.10418>
- Vachon, M. (1958) A propos de *Liobuthus kessleri* Birula, scorpion psammophile nouveau pour la faune Iranienne. *Bulletin du Muséum national d'histoire naturelle*, Paris, 30, 422–426.
- Vachon, M. (1974) Étude des caractères utilisés pour classer les familles et les genres de Scorpiones (Arachnides). 1. La trichobonologie. Sigles trichobothriaux et types de trichobothriotaxie chez les Scorpions. *Bulletin du Muséum national d'histoire naturelle*, Paris, Zoologie, (3) 104 (140), 857–958.
- Vignoli, V. (2005) Description of a new species of *Compsobuthus* Vachon, 1949 (Scorpiones: Buthidae) from southern Iran. *Zoology in the Middle East*, 34 (1), 79–86.
<https://doi.org/10.1080/09397140.2005.10638086>
- Vignoli, V., Kovařík, F. & Crucitti, P. (2003) Scorpiofauna of Kashan (Esfahan Province, Iran) (Arachnida: Scorpiones). *Euscorpius*, 9, 1–7.
<https://doi.org/10.18590/euscorpius.2003.vol2003.iss9.1>
- Walker, C. (2004) Camel Spiders: behind an e-mail sensation from Iraq. *National Geographic News*. Available from: http://news.nationalgeographic.com/news/2004/06/0629_040629_camelspider.html [Accessed 24 June 2017].
- Walter, A. (1889) Transkaspische Galeodiden. In: *Wissenschaftliche Ergebnisse der im Jahre 1886 in Transkaspien (Zoologisches Abtheilung) 1(6). Zoologische Jahrbücher. Abteilung für Systematik, Geographie und Biologie der Tiere*, 4 (1), 103–117 (1095–1109), plate XXIX.
- Werner, F. (1936) Reptilien und Gliedertiere aus Persien. *Festschrift zum 60. Geburtstage von Professor Dr. Embrik Strand*, 2, 193–204.
- Wesołowska, W. (1986) A revision of the genus *Heliophanus* C. L. Koch, 1833 (Aranei: Salticidae). *Annales Zoologie*, 40 (1), 1–254.
- Wikipedia contributors (2019a) Scorpion I. In *Wikipedia, The Free Encyclopedia*. Available from: https://en.wikipedia.org/wiki/Scorpion_I [Accessed 26 Oct. 2019].
- Wikipedia contributors (2019b) Scorpion II. In *Wikipedia, The Free Encyclopedia*. Available from: https://en.wikipedia.org/w/index.php?title=Scorpion_II&oldid%20=896688556 [Accessed 26 October 2019].
- World Spider Catalog (2018) *World Spider Catalog* version 19.0 Natural History Museum Bern. Available from: <http://wsc.nmbe.ch> [Accessed 15 April 2018].
- Wunderlich, J. (1995a) Revision der *Titanoeca tristis*-Gruppe, mit zwei Neubeschreibungen aus der westlichen Paläarktis (Arachnida: Araneae: Titanoecidae). *Beiträge zur Araneologie*, 4, 731–738.

- Wunderlich, J. (1995b) Zur Kenntnis westpaläarktischer Arten der Gattungen *Psammitis* Menge 1875. *Xysticus* C. L. Koch 1835 und *Ozyptila* Simon 1864 (Arachnida: Araneae: Thomisidae). *Beiträge zur Araneologie*, 4, 749–774.
- Yağmur, E.A., Moradi, M., Larti, M. & Lashkari, S. (2016) First record of *Androctonus robustus* Kovařík & Ahmed, 2013 (Scorpiones: Buthidae) for Iran. *Zoology in the Middle East*, 62 (4), 370–372.
<https://doi.org/10.1080/09397140.2016.1250861>
- Zafari, M., Rahmani, H., Hajiqanbar, H., Khanjani, M. & Darbemamieh, M. (2017) Prostigmatic mites (Acari: Trombidiformes) of Rey county, Tehran, Iran. In: Hajiqanbar, H. & Saboori, A. (eds.) *Program & Abstract book of the third International Persian Congress of Acarology, 23–25 August 2017, Tehran, Iran*. College of Science, University of Tehran. p. 42.
- Zamani, A. & Marusik, Yu.M. (2018) The first report on the spider fauna (Arachnida: Araneae) of the Lut Desert, Iran. *Acta Arachnologica*, 67 (2), 67–75.
<https://doi.org/10.2476/asjaa.67.67>
- Zamani, A. (2014) The spitting spider genus *Scytodes* (Araneae: Scytodidae) in Iran. *Arachnologische Mitteilungen*, 47, 41–44.
<https://doi.org/10.5431/aramit4706>
- Zamani, A. (2015) The spider collection (Arachnida: Araneae) of the Zoological Museum of the Iranian Research Institute of Plant Protection, with new species records for Iran. *Arachnologische Mitteilungen: Arachnology Letters*, 50, 10–17.
<https://doi.org/10.5431/aramit5002>
- Zamani, A. (2016a) A new species of *Spariolenus* from South Iran (Aranei: Sparassidae). *Arthropoda Selecta*, 25 (4), 421–422.
<https://doi.org/10.15298/arthsel.25.4.10>
- Zamani, A. (2016b) [*The field guide of spiders and scorpions of Iran*]. Iranshenasi, Tehran. 360 pp. [in Persian].
- Zamani, A., Marusik, Yu.M. & Berry, J.W. (2016a) A new species of *Paratheuma* (Araneae: Dictynidae) from Southwestern Asia and transfer of the genus. *Zoology in the Middle East*, 62 (2), 177–183.
<https://doi.org/10.1080/09397140.2016.1173927>
- Zamani, A., Mirshamsi, O., Rashidi, P., Marusik, Yu.M., Moradmand, M. & Bolzern, A. (2016b) New data on the spider fauna of Iran (Arachnida: Aranei), part III. *Arthropoda Selecta*, 25 (1), 99–114.
<https://doi.org/10.15298/arthsel.25.1.10>
- Zamani, A., Hosseinpour, A., Azizi, K. & Soltani, A. (2017a) A new species of the jumping spider genus *Evarcha* (s. lat.) from southwestern Iran (Araneae: Salticidae). *Peckhamia*, 150.1, 1–5.
- Zamani, A., Mirshamsi, O., Dolejš, P., Marusik, Yu.M., Esyunin, S.L., Hula, V. & Ponel, P. (2017b) New data on the spider fauna of Iran (Arachnida: Araneae), Part IV. *Acta Arachnologica*, 66 (2), 55–71.
<https://doi.org/10.2476/asjaa.66.55>
- Zamani, A., Mirshamsi, O., Marusik, Yu.M. & Moradmand, M. (2019a) *The Checklist of the Spiders of Iran (Arachnida: Araneae)*. Ver. 2019. Available from: <http://www.spiders.ir/> [Accessed 23 July 2019].
- Zamani, M., Vafaei Shoushtari, R., Kahrarian, M. & Nassirkhani, M. (2019b) New pseudoscorpion records (Arachnida: Pseudoscorpiones) from Lorestan province, western Iran, with redescriptions of *Olpium lindbergi* (Olpiidae) and *Geogarypus shulovi* (Geogarypidae). *Arachnologische Mitteilungen: Arachnology Letters*, 57 (1), 77–83.
<https://doi.org/10.30963/aramit5714>
- Zaragoza, J.A. (2017) Revision of the *Ephippiochthonius* complex in the Iberian Peninsula, Balearic Islands and Macaronesia, with proposed changes to the status of the *Chthonius* subgenera (Pseudoscorpiones, Chthoniidae). *Zootaxa*, 4246 (1), 1–221.
<https://doi.org/10.11646/zootaxa.4246.1.1>
- Zhang, Z.-Q. & Norbakhsh, H. (1995) A new genus and three new species of mites (Acari: Trombidiidae) described from larvae ectoparasitic on aphids from Iran. *European Journal of Entomology*, 92, 705–718.
- Zhang, Z.-Q. & Saboori, A. (1995) A new record of the little known genus *Ralphaudyna* (Acari: Chyzeriidae) from Iran, with description of a new species. *International Journal of Acarology*, 21 (1), 11–15.
<https://doi.org/10.1080/01647959508684037>

Zhang, Z.-Q. & Saboori, A. (1997) Taxonomic notes on larvae of *Willmannella* (Acari: Microtrombidiidae) and description of a new species from Iran. *Systematic and Applied Acarology Special Publications*, 1, 5–18.

<https://doi.org/10.11158/saasp.1.1.2>

Zhang, Z.-Q. (2013) Phylum Arthropoda: Animal Biodiversity: An Outline of Higher-level Classification and Survey of Taxonomic Richness (Addenda 2013). *Zootaxa*, 3703 (1), 17–26.

<https://doi.org/10.11646/zootaxa.3703.1.6>

Zhang, Z.-Q. (2014) Acarological publications in the last 150 years: historical trends and an assessment of current journals. *Systematic & Applied Acarology*, 19(2), 250–252.

Zini, A. (1958) [Preliminary studies on Dolmak (poisonous spider) in Iran]. *Journal of Medical Faculty*, 17 (1), 9–15 [in Persian].

بررسی اجمالی عنکبوتیان و عنکبوتی‌شناسی در ایران

جیمز سی. کوکندولفر^۱، علیرضا زمانی^۲ و ناتالی یو. اسنیگوا یا^۳

۱ بخش جانورشناسی بی‌مهرگان، آزمایشگاه تحقیقاتی علوم طبیعی، موزه دانشگاه فناوری تگزاس، لاباک، تگزاس، ایالات متحده آمریکا.

۲ موزه جانورشناسی، واحد تنوع زیستی، دانشگاه تورکو، تورکو، فنلاند.

۳ موسسه جانورشناسی، فرهنگستان علوم آذربایجان، باکو، آذربایجان.

پست الکترونیکی نویسنده مسئول مکاتبه: cokendolpher@aol.com


تاریخ دریافت: ۲۴ شهریور ۱۳۹۸، تاریخ پذیرش: ۲۵ آبان ۱۳۹۸، تاریخ انتشار: ۱۶ آذر ۱۳۹۸

چکیده: در این مقاله، مروری بر عنکبوتیان (Arachnida) و مطالعات انجام شده روی آنها در ایران ارایه شده است. با در نظر نگرفتن اشعار، سازه‌های بشری باقی مانده از ۵۰۰۰ سال پیش و مشاهدات پزشکی بدوی از حداقل ۲۰۰۰ سال پیش، اولین مشاهدات تاکسونومیک از عنکبوتیان در ایران در سال ۱۸۰۷ منتشر شده و به عقرب‌ها اشاره دارد. به خاطر اهمیت اقتصادی و پزشکی/دامپزشکی خود، بالاراسته‌های انگل‌شکلان (Parasitiformes) و کنه‌شکلان (Acariformes) در ایران بیشترین میزان توجه را در میان کل عنکبوتیان دریافت کرده‌اند. از این گروه، بیش از ۱۷۳۳ گونه از ایران گزارش شده است، که به چهار راسته تعلق دارند: Ixodida, Mesostigmata, Sarcoptiformes و Trombidiformes. اولین کنه از راسته Ixodida از ایران در سال ۱۸۱۸ توصیف شد. اولین گونه‌های هیبره توصیف شده از ایران به راسته Mesostigmata تعلق داشتند. با اینکه مشخص نیست که اولین گونه راسته Sarcoptiformes که از ایران معرفی شده کدام گونه است، اما اولین گونه ایرانی از زیرراسته Oribatida در سال ۱۹۸۴ توصیف شد که به احتمال قوی اولین گونه ایرانی از این راسته نیز می‌باشد. نهایتاً، اولین گونه‌های ایرانی توصیف شده از راسته Trombidiformes در سال ۱۹۹۵ معرفی شدند. در مقام دوم، مطالعات صورت گرفته بر عنکبوت‌ها (Araneae) قرار داشته، که اولین گونه ایرانی آنها در سال ۱۸۷۴ معرفی شد؛ تاکنون حضور حدوداً ۷۶۴ گونه از این راسته در ایران شناسایی شده است. از راسته عقرب‌ها (Scorpiones) ۶۸ گونه از ایران شناسایی شده است، که با در نظر داشتن میزان تنوع جهانی آنها، این راسته در قیاس با کنه‌سانان و عنکبوت‌ها در ایران به مراتب بهتر مطالعه شده است. اولین گونه از راسته رتیل‌ها (Solifugae) از ایران در سال ۱۸۹۵ توصیف شد؛ در حال حاضر ۶۷ گونه از این راسته از ایران شناخته شده است. راسته‌های شبه-عقرب‌ها (Pseudoscorpiones) و درازپایان (Opiliones) به ترتیب ۶۵ و ۲۲ گونه گزارش شده از ایران را شامل شده، و نهایتاً راسته عنکبوت‌های شلاقی یا تاژک‌پایان (Amblypygi)، که تنها یک گونه ایرانی توصیف شده در سال ۲۰۱۸ را در بر می‌گیرد.

واژگان کلیدی: کنه‌شناسی، عنکبوت‌شناسی، درازپایان‌شناسی، دیرینه‌عنکبوتی‌شناسی، شبه‌عقرب‌شناسی، عقرب‌شناسی، عنکبوت، کنه، هیبره

Authors' Brief Biographical Notes

James C. Cokendolpher (M.Sc.)




Invertebrate Zoology, Natural Science Research Laboratory, Museum of Texas Tech University, Lubbock, Texas 79415, U.S.A.

E-mail: james.cokendolpher@ttu.edu or (home) cokendolpher@aol.com

Senior author retired from university position (as Research Scientist) three years ago. His title now at the museum is Research Associate. Up to the time of his retirement he was the Assistant Curator of the Invertebrate Zoology Collection. He writes mostly from his home now but still has access to the laboratories and e-mail through the university. He has been publishing primarily articles on arachnology (almost all orders, but especially Araneae and Opiliones) and entomology since 1978. He has published over 200 articles/books with over 120 coauthors from 23 different countries.

Alireza Zamani (Ph.D. Candidate)



Zoological Museum, Biodiversity Unit, FI-20014, University of Turku, Turku, Finland.

E-mail: zamani.alireza5@gmail.com

Iranian arachnologist, received his B.Sc. and M.Sc. in Animal Biology and Animal Biosystematics respectively, both from the University of Tehran, and currently is a Ph.D. candidate at the Biodiversity Unit of University of Turku. Author of over 60 scientific articles (on Araneae, Amblypygi and Pseudoscorpiones), and "*The Field Guide of Spiders and Scorpions of Iran*", which is the first field guide devoted to the arachnids of the Middle East. He is the senior author of the catalog of Iranian spiders, and the country coordinator of Iran in the World Spider Catalog project. Zamani is a partner at the Virtual Institute of Spider Taxonomy Research, and a member of the editorial boards of the journals "*Arachnida: Rivista Aracnologica Italiana*" and "*Check List*".

Nataly Yu. Snegovaya (Ph.D.)



Institute of Zoology, Azerbaijan Academy of Sciences, pr. 1128, kv. 504, AZ 1073, Azerbaijan.

E-mail: snegovaya@yahoo.com

Chief Scientific Researcher at the Zoological Institute (Azerbaijan National Academy of Sciences). Research interests: biodiversity, taxonomy, and biogeography of Testacea; taxonomy, systematics, and ecology of Opiliones, Odonata and Lepidoptera. Author of more than 80 publications.