



## First records of the genera *Psilocera* Walker, 1833 and *Stinoplus* Thomson, 1878 (Hymenoptera, Pteromalidae) in Iran

Zahra Rahmani<sup>1</sup>, Ehsan Rakhshani<sup>1\*</sup>, Hossein Lotfalizadeh<sup>2</sup> & Azizollah Mokhtari<sup>1</sup>

<sup>1</sup> Department of Plant Protection, College of Agriculture, University of Zabol, 98615–538, I.R. Iran.

<sup>2</sup> Plant Protection Research Department, Agricultural Research, Education and Extension Organization (AREEO), Tabriz, Iran.

**Received:**  
04 April, 2020

**Accepted:**  
01 May, 2020

**Published:**  
26 May, 2020

**Subject Editor:**  
Mircea-Dan Mitroiu

**ABSTRACT.** The genera *Psilocera* Walker and *Stinoplus* Thomson (Hymenoptera: Pteromalidae, Pteromalinae) are recorded for the first time from Iran. They are represented by two species, *Psilocera obscura* Walker, 1833 and *Stinoplus etearchus* (Walker, 1848), respectively. First species was collected from central part (Isfahan Province) of Iran, by the Malaise-trap and the second was collected from North East (North Khorasan Province) by sweeping net. Brief diagnosis, with illustrations of the morphological characters are provided for each species.

**Key words:** Fauna, Iran, new record, parasitoids, diagnosis

**Citation:** Rahmani, Z., Rakhshani, E., Lotfalizadeh, H. & Mokhtari, A. (2020) First records of the genera *Psilocera* Walker, 1833 and *Stinoplus* Thomson, 1878 (Hymenoptera, Pteromalidae) in Iran. *Journal of Insect Biodiversity and Systematics*, 6 (3), 213–221.

### Introduction

Parasitic wasps of the family Pteromalidae are a group of Chalcidoid wasps (Hymenoptera, Chalcidoidea) with a vast morphological variability and a diverse range of taxa, including more than 4,000 described species in 641 genera and 33 subfamilies (Noyes, 2020). Majority of Pteromalidae are known as parasitoids of the eggs, larvae and pupae from many orders of insects (Bouček, 1988). The subfamily Pteromalinae is the largest subgroup in Pteromalidae, with more than 2330 described species in 317 genera (Noyes, 2020), of which 101 species belonging to 49 genera are recorded in Iran (Farahani et al., 2010; Hassan-Pashai-Mehr & Lotfalizadeh, 2015; Mahdavi et al., 2015; Abolhassanzadeh et al., 2017; Moravvej et al., 2018; Lotfalizadeh et al., 2019a, 2019b; Rahmani et al., 2019a, 2019b, 2020; Shojaey et al., 2019). Beside the general faunistic and taxonomic works, there are scattered taxonomic studies on the small genera of Pteromalinae that are rare or uncommon, in general (Farahani et al., 2010; Bayegan et al., 2014; Hassan-Pashai-Mehr & Lotfalizadeh, 2015; Rahmani et al., 2019b; Shojaey et al., 2019). Here we present new distributional data about the genera *Psilocera* Walker, 1833 and *Stinoplus* Thomson, 1878, both representing new generic records for Iran.

Corresponding author: Ehsan Rakhshani, E-mail: [rakhshani@uoz.ac.ir](mailto:rakhshani@uoz.ac.ir)

**Copyright** © 2020, Rahmani et al. This is an open access article distributed under the terms of the Creative Commons Attribution License (CC BY 4.0), which permits unrestricted use, distribution, and reproduction in any medium, provided the original author and source are credited.

## Material and methods

The specimens examined in this study were sporadically collected by the Malaise-traps and sweeping nets from various habitats in central (Isfahan Province) and North Eastern (North Khorasan Province) parts of Iran, during 2011–2018. Identification of species were done using the keys in [Graham \(1969\)](#) and [Askew \(2011\)](#). The external morphology of specimens were studied using a Nikon® SMZ645 stereomicroscope and illustrated by a Canon® EOS 700D (Canon® Inc., Japan) camera mounted with an adapter on Hund® Stereomicroscope (Wetzlar Inc., Germany). Terminology of morphological characters generally follows of [Graham \(1969\)](#) and [Bouček \(1988\)](#). Measurements were taken using an ocular micrometer. Data about distribution of species were extracted from [Noyes \(2020\)](#). The studied specimens are deposited in the collection of Department of Plant Protection, University of Zabol, Iran (DPPZ).

## Results

### Family Pteromalidae Dalman, 1820

### Subfamily Pteromalinae Dalman, 1820

### Genus *Psilocera* Walker, 1833

*Psilocera* Walker, 1833:373. Type species: *Psilocera obscura* Walker, by monotypy.

**Diagnosis.** Clypeal margin with two distinct teeth. Gena with a hollow at mandibular base ([Fig. 1A](#)). Antenna in female with two or three anelli and six or five funicular segments, clava with large micropilosity area. Propodeum with at least a weak costula crossing median carina ([Fig. 1D](#)). Basal gastral tergites excised in middle ([Fig. 1F](#)) (after [Bouček & Rasplus, 1991](#)).

### *Psilocera obscura* Walker, 1833 ([Figs 1, 3A](#))

*Psilocera obscura* Walker, 1833:373, Lectotype ♂, BMNH, United Kingdom.


*Psilocera atra* (Walker, 1834) [Graham, 1969:464, 465](#).

**Material examined.** 1♀, IRAN: Isfahan Province, Najafabad (32°37'59.13" N, 51°21'29.18" E, 1654 m), Malaise trap, 20.VIII.2011, leg.: E. Nader.

**Diagnosis. Female.** Body length 1.9 mm. Antenna inserted below middle of face, with three anelli and five funicular segments ([Fig. 1A](#)). Eye height 2.4 times longer than malar space (frontal view) ([Fig. 1A](#)). Width of head 2.8 times its median length (dorsal view) ([Fig. 1B](#)). Eye height 1.8 times its length (lateral view) ([Fig. 1C](#)). Propodeum weakly reticulate, median carina and costula complete and distinct; plicae indicated only in anterior half ([Fig. 1D](#)). Marginal vein of fore wing 1.21 times longer than postmarginal vein, 2.1 times longer than stigmal vein ([Fig. 1E](#)). Gaster sessile, hind margin of first to fifth gastral tergites excised medially ([Fig. 1F](#)). Head and mesosoma black. Antenna with scape, pedicel and anelli yellowish brown, remainder black. Legs with coxae concolorous with mesosoma, remainder yellowish brown. wings hyaline, venation brown. Gaster brownish-black ([Fig. 3A](#)).

**Distribution.** Eastern (Kazakhstan) and Western (Bulgaria, Croatia, Czech Republic, France, Germany, Iran (**New record**), Italy, Moldova, Montenegro, Netherlands, Romania, Russia, Serbia, Slovakia, Slovenia, Spain, Sweden, Turkey, United Kingdom) Palearctic.

**Distribution in Iran:** Central (Isfahan Province).



**Figure 1.** *Psilocera obscura* Walker, 1833. **A.** Head, frontal view; **B.** Head, dorsal view; **C.** Head, lateral view; **D.** Mesonotum and scutellum; **E.** Fore wings; **F.** Metasoma, dorsal view.

#### Genus *Stinoplus* Thomson, 1878

*Stinoplus* Thomson, 1878:88, 107. Type species: *Stinoplus militaris* Thomson, 1878. Designated by Ashmead, 1904.

**Diagnosis.** Pronotal collar almost absent (Fig. 2D). Pronotum sloping downwards from hind margin, without any differentiation of collar. Propodeum mainly smooth, nucha undeveloped, plicae absent or sharp only posteriorly. Marginal vein slightly thickened throughout (Fig. 2E). Legs and basal part of gaster often pale yellow (after Bouček & Rasplus, 1991).



***Stinoplus etearchus* (Walker, 1848) (Figs 2, 3B)**

*Pteromalus etearchus* Walker, 1848:126, 205, Lectotype ♀, BMNH, United Kingdom.

*Stinoplus aureolus* Thomson, 1878:109, ♀ (synonymized by Graham, 1969:693).

**Material examined.** 1♀, IRAN: North Khorasan Province, Maneh and Semelghan county, Haver mountain (37°25'07.31" N, 56°49'23.73" E, 1528 m), swept on weeds, 23.VI.2018, leg.: Z. Rahmani.

**Diagnosis.** *Female.* Body length 2 mm. Eye height 2.2 times longer than malar space (frontal view) (Fig. 2A). Width of head 2.7 times its median length (dorsal view) (Fig. 2B). Eye height 1.4 times its length (lateral view) (Fig. 2C). Mesoscutum 1.6 times wider than its length (Fig. 2D). Propodeum mainly smooth, without nucha and plicae. Marginal vein of fore wing 9.3 times longer than its basal width, 1.2 times postmarginal vein, 1.8 times longer than stigmal vein, basal cell with 3 hairs and basal vein with 4 hairs (Fig. 2E). Gaster sessile, lanceolate, 2.1 times longer than wide, slightly longer than head plus mesosoma (Fig. 2F). Head and mesosoma bright green with coppery tints. Antennae except scape brown. Legs except coxa, scape of antennae and base of gaster pale yellow; fore coxa testaceous, mid and hind coxa yellowish. Wings hyaline, stigma and venation pale yellow. Apex of gaster dark brown (Fig. 3B).


**Distribution.** Asutrasian (Australia), Eastern Palaearctic (Kazakhstan), Oceanic (New Zealand) and Western Palaearctic (Croatia, France, Hungary, Iran (**New record**), Isle of Man, Macedonia, Morocco, Netherlands, Serbia, Spain, Sweden, United Kingdom).

**Distribution in Iran:** North Eastern (North Khorasan Province).

**Discussion**


Two new generic records of the subfamily Pteromalinae are documented from Iran, each represented by a single species including, *Psilocera obscura* Walker, and *Stinoplus etearchus* (Walker). *Psilocera* with 32 and *Stinoplus* with 10 valid species are known as relatively small genera comprising 12 and 8 known species in the Palaearctic region, respectively (Noyes, 2020). Among the adjacent countries, two species of *Psilocera* are reported from Turkey and Pakistan (Noyes, 2020). Few other species of *Psilocera* are also distributed in central Asian area (four species in Kazakhstan) (Dzhanokmen, 1978, 2005; Tselikh, 2011). Among the Palaearctic species of the genus *Stinoplus*, there was only a single record of *S. etearchus* from Kazakhstan (Dzhanokmen, 2005), its occurrence in Iran representing the second record of this species from Asia. Other *Stinoplus* species are distributed in Europe, North America and Australia (Noyes, 2020).

No clear host evidences are recorded for *Psilocera* species, but it is assumed that they are attacking the larvae of some beetles which dwelling in soil or passing their pupal stage there (Bouček, 1988). On the other hand, some *Psilocera* species were reared from cocoon of the clytrini beetles (Col., Chrysomelidae) (Bouček & Rasplus, 1991). *Stinoplus* species are known as parasitoids within the galls of Cynipidae on various herbaceous plants (stems of Asteraceae) (Bouček, 1988; Askew, 2011). Considering the vast diversity of habitats (Zohary, 1963) with many host plants (Ahmadzadeh et al., 2013) for the known Chrysomellidae (Mirzaei et al., 2015) and Cynipidae (Melika & Karimpour, 2012) in Iran, some other species of *Psilocera* and *Stinoplus* are expected to be discovered by subsequent studies.



**Figure 2.** *Stinoplus etearchus* (Walker, 1848). **A.** Head, frontal view; **B.** Head, dorsal view; **C.** Head, lateral view; **D.** Mesonotum and scutellum; **E.** Fore wings; **F.** Metasoma, dorsal view.





**Figure 3.** General habitus of female specimens, lateral view; **A.** *Psilocera obscura* Walker, 1833; **B.** *Stinoplus etearchus* (Walker, 1848).

### Acknowledgments

This work was supported by a grant from the University of Zabol (UOZ-GR-9618-6) to ER. We thank Dr. R.R. Askew, who kindly confirmed the identity of *Stinoplus etearchus*.

### Conflict of Interests

The authors declare that there is no conflict of interest regarding the publication of this paper.

### References

- Abolhassanzadeh, F., Lotfalizadeh, H. & Madjdzadeh, S.M. (2017) Updated checklist of Pteromalidae (Hymenoptera: Chalcidoidea) of Iran, with some new records. *Journal of Insect Biodiversity and Systematics*, 3 (2), 119-140.
- Ahmadzadeh, F., Flecks, M., Carretero, M.A., Mozaffari, O., Böhme, W., Harris, D.J., Freitas, S. & Rödder, D. (2013) Cryptic Speciation Patterns in Iranian Rock Lizards Uncovered by Integrative Taxonomy. *PLoS ONE*, 8 (12), e80563. <https://doi.org/10.1371/journal.pone.0080563>
- Askew, R.R. (2011) European *Stinoplus* Thomson, 1878 (Hym., Pteromalidae), with descriptions of four new species. *Entomologist's Monthly Magazine*, 147, 3-18.
- Bayegan, Z., Lotfalizadeh, H., Zargaran, M.R. & Pooraiouby, R. (2014) New record of the genus and species *Callitula ferrierei* (Bouček) (Hymenoptera: Pteromalidae) from Iran. *Journal of Crop Protection*, 3 (2), 125-128.
- Bouček, Z. (1988) *Australasian Chalcidoidea (Hymenoptera). A Biosystematic Revision of Genera of Fourteen Families, with a Reclassification of Species*. CAB International, Wallingford, Oxon, U.K., Cambrian News Ltd; Aberystwyth, Wales. 858 pp.
- Bouček, Z. & Rasplus, J.Y. (1991) *Illustrated key to West-Palaearctic genera of Pteromalidae (Hymenoptera: Chalcidoidea)*. Institut National de la Recherche Agronomique Paris, 140 pp.
- Dzhanokmen, K.A. (1978) Hymenoptera III. Chalcidoidea 5. Pteromalidae. *Opredeliteli Nasekomikh Evropeyskoy Chasti SSR*, 3, 57-228.
- Dzhanokmen, K.A. (2005) Synoptic list of the Pteromalidae (Hymenoptera, Chalcidoidea) from Kazakhstan and middle Asia. *Tethys Entomological Research*, 11, 47-70.
- Farahani, H.K., Goldansaz, S.H., Sabahi, G. & Baur, H. (2010) First report of *Pachycrepoideus vindemmiae* (Hym.: Pteromalidae) from Iran. *Journal of Entomological Society of Iran*, 29 (2), 117-118.
- Graham, M.W.R.D.V. (1969) The Pteromalidae of North-Western Europe (Hymenoptera: Chalcidoidea). *British Museum, Natural History*, 16, 1-908.
- Hassan-Pashai-Mehr, M. & Lotfalizadeh, H. (2015) Discovery of *Habritys brevicornis* (Ratzeburg, 1844)(Hymenoptera: Pteromalidae) in the Middle-East. *Journal of Insect Biodiversity and Systematics*, 1 (1), 33-36.
- Lotfalizadeh, H., Iranpoor, A. & Mohammadi-Khoramabadi, A. (2019a) First reports of temporally soil-dwelling Chalcidoidea (Hymenoptera). *Biharean Biologist*, 13 (2), 89-93.
- Lotfalizadeh, H., Rasplus J.-Y. & Asadi-Farfar, M. (2019b) Review of the genus *Notanisus* Walker, 1837 (Hymenoptera: Pteromalidae) in Iran. *Journal of Insect Biodiversity and Systematics*, 5 (1), 59-68.
- Mahdavi, M., Madjdzadeh, S.M. & Mitroiu, M.D. (2015) Pteromalidae (Hymenoptera: Chalcidoidea) associated with plant galls in the south-eastern Iran, with three new records. *Journal of Insect Biodiversity and Systematics*, 1 (1), 47-54.
- Melika, G. & Karimpour, Y. (2012) Herb gallwasp fauna of Iran (Hymenoptera: Cynipidae, Aylacini). *North-Western Journal of Zoology*, 8 (2), 268-277.

- Mirzaei, M., Nozari, J. & Naveh, V.H. (2015) Leaf beetles (Coleoptera: Chrysomelidae) of Tehran, Alborz and Qazvin Provinces, Iran. *Acta Phytopathologica et Entomologica Hungarica*, 50 (2), 223–228.
- Moravvej, S.A., Lotfalizadeh, H. & Shishehbor, P. (2018) A contribution to the study of Pteromalidae (Hymenoptera: Chalcidoidea) of Khuzestan in southwestern Iran. *Journal of Insect Biodiversity and Systematics*, 4 (2), 91–97.
- Noyes J.S. (2020) Universal Chalcidoidea Database. World Wide Web electronic publication. Available from: <http://www.nhm.ac.uk/chalcidoids> [Accessed on 20th March 2020].
- Rahmani, Z., Rakhshani, E., Lotfalizadeh, H. & Mokhtari, A. (2019a) The genus *Colotrechnus* Thomson, 1878 (Hymenoptera: Pteromalidae) in the North- and South-Eastern provinces of Iran. *Journal of Insect Biodiversity and Systematics*, 5 (3), 211–219.
- Rahmani, Z., Rakhshani, E., Lotfalizadeh, H. & Mokhtari, A. (2019b) Two small genera, *Ischyroptyx* Delucchi and *Novitzkyanus* Bouček (Hymenoptera: Pteromalidae) new to fauna of Iran. *Oriental Insects*, Published online: <https://doi.org/10.1080/00305316.2019.1697767>
- Rahmani, Z., Rakhshani, E., Lotfalizadeh, H. & Mokhtari, A. (2020) First occurrence of the genus *Harrizia* Delucchi, 1962 (Hymenoptera: Pteromalidae) in the border of East Palaearctic. *Journal of Crop Protection*, 9 (1), 149–155.
- Shojaey, M., Khayrandish, M., Madjdzadeh, S.M. & Lotfalizadeh, H. (2019) First record of *Caenocrepis arenicola* (Thomson, 1878) (Hymenoptera: Pteromalidae) from Iran. *Journal of Insect Biodiversity and Systematics*, 5 (2), 121–126.
- Tselikh, E.V. (2011) New records of the chalcid wasps of the family Pteromalidae (Hymenoptera: Chalcidoidea) from the Russian Far East. *Far Eastern Entomologist*, 237, 1–12.
- Zohary, M. (1963) On the geobotanical structure of Iran. Jerusalem. *The Bulletin of the Research Council of Israel* (Suppl.), 11, 1–113.



## اولین گزارش جنس‌های *Psilocera* Walker, 1833 و *Stinoplus* Thomson, 1878 در ایران (Hymenoptera, Pteromalidae)

زهرا رحمانی<sup>۱</sup>، احسان رخشانی<sup>۱\*</sup>، حسین لطفعلی زاده<sup>۲</sup> و عزیزا...مختاری<sup>۱</sup>

۱ گروه گیاهپزشکی، دانشکده کشاورزی، دانشگاه زابل، زابل، ایران.

۲ بخش تحقیقات گیاهپزشکی، مرکز تحقیقات و آموزش کشاورزی و منابع طبیعی استان آذربایجان شرقی، تبریز.

\* پست الکترونیکی نویسنده مسئول مکاتبه: [rakhshani@uoz.ac.ir](mailto:rakhshani@uoz.ac.ir)

| تاریخ دریافت: ۱۶ فروردین ۱۳۹۹ | تاریخ پذیرش: ۱۲ اردیبهشت ۱۳۹۹ | تاریخ انتشار: ۶ خرداد ۱۳۹۹ |

**چکیده:** جنس‌های *Psilocera* Walker و *Stinoplus* Thomson (Hymenoptera: Pteromalidae, Pteromalinae) برای اولین بار از ایران گزارش شدند. از هر جنس یک گونه، به ترتیب شامل *Psilocera obscura* Walker, 1833 و *Stinoplus etearchus* (Walker, 1848) شناسایی شدند. گونه اول از منطقه مرکزی ایران (استان اصفهان) توسط تله مالیز و گونه دوم از منطقه شمال شرق (استان خراسان شمالی) با روش تورجارو جمع آوری شدند. برای هر گونه توصیف افتراقی کوتاه، با ارایه خصوصیات مرفولوژیک به صورت مصور ارایه شد.

**واژگان کلیدی:** ایران، پارازیتوئید، توصیف افتراقی، فون، گزارش جدید