

Taxonomical study of section *Caninae* (*Rosa*) and their hybrids in Iran

Received: 29.05.2019 / Accepted: 24.09.2019

Parisa Koobaz✉: Research Assistant Prof., Department of Physiology, Agriculture Biotechnology Research Institute (AREEO), Karaj, Iran (pkoobaz@abrii.ac.ir)

Zahrasadat Hosseini: Researcher, Department of Cell and Tissue Culture, Agricultural Biotechnology Research Institute (AREEO), Karaj, Iran

Mahboobeh Khatamsaz: Research Assistant Prof. (emeritus), Department of Botany, Research institute of Forest and Rangelands, Tehran, Iran

Maryam Jafarkhani Kermani: Research Associate Prof., Department of Cell and Tissue Culture, Agricultural Biotechnology Research Institute (AREEO), Karaj, Iran

Abstract

The genus *Rosa* has a wide variety in Iran and although some natural hybrids have been found in different regions of the country, but no cultivars have been established so far. In order to optimize use of genetic resources in the country and to create varieties with desirable traits, inter-species relationships and identification of diversity, 45 populations from seven species in section *Caninae* collected from 13 provinces of Iran, were studied. To group the species, 61 qualitative and quantitative characters using the most suitable method of cluster analysis (WARD) were used and their ordination diagram based on the most variable factors for each species and sections were drawn. Cluster analysis of quantitative and qualitative characters showed significant differences between characters. The results of classification confirmed previous taxonomy grouping. Factor analysis of *R. elymatica* populations showed that the hair on pedicels, sepal form, hip length, prickle base and prickle form possessed the highest correlation. Two main groups were formed in *R. boissieri* based on ecological difference between them. Cluster analysis of *R. orientalis* also showed two main groups. Moreover, the results indicated that some populations of *R. canina* such as Polour, Karand, and Siahbishe (Iran), that showed the most variations in qualitative and quantitative characters, could be used to produce interspecific hybrids. Overall, the results of this study revealed that, *R. canina* and *R. pulverulenta* showed the highest variety in the section *Caninae* that is due to the combination of some unusual features in section.

Keywords: Cluster analysis, factor analysis, hybrid, morphologic characters, wild roses

بررسی تاکسونومیک بخش *Caninae* (رز) و هیبریدهای آن در ایران

دریافت: ۱۳۹۸/۰۳/۰۸ / پذیرش: ۱۳۹۸/۰۷/۰۲

پریسا کوپاز✉: استادیار پژوهش، گروه فیزیولوژی مولکولی، پژوهشگاه بیوتکنولوژی کشاورزی، سازمان تحقیقات، آموزش و ترویج کشاورزی کرج، تهران، ایران (pkoobaz@abrii.ac.ir)

زهراسادات حسینی: محقق گروه کشت بافت، پژوهشگاه بیوتکنولوژی کشاورزی، سازمان تحقیقات، آموزش و ترویج کشاورزی کرج، تهران، ایران

محبوبه خاتم‌ساز: استادیار پژوهش (بازنشسته)، بخش تحقیقات گیاه‌شناسی، مؤسسه تحقیقات جنگل‌ها و مراتع کشور، تهران، ایران
مریم جعفرخانی کرمانی: دانشیار پژوهش، گروه کشت بافت، پژوهشگاه بیوتکنولوژی کشاورزی ایران، سازمان تحقیقات، آموزش و ترویج کشاورزی کرج، تهران، ایران

خلاصه

جنس رز در ایران بسیار متنوع است و هیبریدهای طبیعی آن شناسایی شده‌اند اما تا کنون هیچ رقمی از آن در کشور تولید نشده است. به منظور استفاده بهینه از منابع ژنتیکی در کشور و ایجاد ارقام با صفات مطلوب، تشخیص روابط گونه‌ها و شناسایی هر گونه تنوع در میان گونه‌های مختلف بخش *Caninae* جنس مذکور، ابتدا جمع‌آوری و مطالعه ۴۵ جمعیت از هفت گونه متعلق به این جنس در ۱۳ استان ایران انجام گرفت. به منظور گروه‌بندی جمعیت‌ها از روش آماری WARD استفاده شد و نمودار رسته‌بندی آن‌ها براساس متغیرترین فاکتورها برای تمامی گونه‌ها و بخش‌ها ترسیم شد. آنالیز خوشه‌بندی صفات کمی و کیفی نشان داد، تفاوت معنی‌داری بین خصوصیات مورد مطالعه وجود دارد. نتایج خوشه‌بندی گونه‌های بخش *Caninae* طبقه‌بندی‌های قبلی را تایید کرد. همچنین، نتایج آنالیز فاکتور جمعیت‌های *R. elymatica* نشان داد که وجود مور روی دمگل، فرم کاسبرگ، طول هیپانتیوم، قاعده و فرم دم‌برگ بیشترین ارتباط را با یکدیگر نشان می‌دهند. دو گروه اصلی در *R. boissieri* به دلیل اختلاف شرایط اکولوژیک بین جمعیت‌ها مشخص شده است. آنالیز خوشه‌ای دو گروه اصلی را در جمعیت‌های جنس *R. orientalis* نشان داد. برخی از صفات کمی و کیفی توانست جمعیت‌های مختلف گونه *R. canina* را از هم جدا کند، اما برخی مناطق مانند پلور، کوند و سیاه بیشه بیشترین تنوع را برای ایجاد هیبریدهای بین‌گونه‌ای نشان دادند. در نهایت، نتایج بررسی گونه‌های بخش *Caninae* نشان داد که *R. canina* و *R. pulverulenta* بیشترین تنوع را داشتند که این مسئله می‌تواند به دلیل ساختار کروموزومی ویژه در *Caninae* باشد.

واژه‌های کلیدی: آنالیز خوشه‌بندی، آنالیز فاکتور، خصوصیات مورفولوژیک، دورگه، رزهای وحشی

Introduction

There are more than 120 species in genus *Rosa* harboring different growth forms, from semi-evergreen to deciduous. Most of roses have different growth habitat in Asia, east of Africa, North America and Europe (Rehder 1940, Gu & Robertson 2003). A quarter of rose species host in Europe and North America, although, approximately half of them appear in Asia. Interestingly, Fouge`re-Danezan *et al.* (2015) found that based on phylogeny and biogeography of wild roses, most of survived American species are the results of a later re-colonization from Asia. There are different rose classifications because of wide variation in phenotypic characters. Wissemann's (2003) divided the genus *Rosa* into four subgenera. There are many researches about subgenus *Rosa*, harbors about 95% of all species distributed into ten sections (Rehder 1940, Klasterksy 1968, Gudin 2000). Dog-roses (section *Caninae*) are conventionally divided into six subsections; the three larger of these (*Caninae*, *Rubigineae*, and *Vestitae*) are unambiguously differentiated and each contains several less clear-cut microspecies (Henker 2000) but all of rose species in Iran belong to *Caninae* subsection.

The distribution of *Rosa* species in Iran was reported in Flora of Pakistan (Ali & Qaiser 2009), Flora Iranica (Zielinski 1982), Flora of Turkey (Davis 1985), and the latest Flora of Iran (Khatamsaz 1992). In flora of Iran, *Rosa* genus has 14 species through two subgenera. They were included *R. persica* Michx. ex Juss as an only member of *Hulthemia* subgenus. The other species (subgenus *Rosa*) were grouped in three sections, namely, *Pimpinellifoliae* (*hemisphaerica* Herrmann, *R. foetida* Herrmann, and *Pimpinellifolia* L.), *Cinnamomeae* (*R. beggeriana* Schrenk, and *R. webbiana* Wall.), *Caninae* subsection *Caninae* (*R. elymaitica* Boiss & Hausskn, *R. villosa* L., *R. orientalis* Dupont, *R. pulverulenta* M.B., *R. canina* L., *R. iberica* Stev., and *R. boissieri* Crépín.), and *Synstylae* (*R. moschata* Herrmann) as well as eight natural hybrids have been reported from all over the country. Most of the species are concentrated in the northwest of Iran. Moreover,

Arjmandi *et al.* (2015) reported a new species for the flora of Iran, *Rosa freitagii* Ziel. of *Cinnamomeae* section from South Khorasan province, and Sharghi *et al.* (2014) introduced *Rosa kokanica* of *foetideae* section from Binalood mountains.

In our previous investigation, some populations of two species of section *Caninae*; and *R. foetida* Herrmann. and *R. hemisphaerica* Herrmann., belonging to the section *Pimpinellifoliae* were studied in order to show inter and intra-section variation (Koobaz *et al.* 2008). In this manner, taxonomical study of *Pimpinellifoliae* was done and introduced a new species from Iran named *Rosa abrica* (Koobaz *et al.* 2010).

Genetic variation among nine wild rose species from different regions of Iran were analyzed by Samiei *et al.* (2010) and SSR markers showed good aggregation with the traditional botanical classification and horticultural Literature. Section *Caninae* evolved by multiple hybridization events (Wissemann 1999, 2000, Ritz *et al.* 2005). Dog-roses are tetra- to hexaploid but pentaploid cytotypes are most frequent (Pachl 2011). They originated by allopolyploidy and are characterized by unbalanced meiosis producing polyploid egg cells (usually 4x) and haploid sperm cells (1x). Ploidy level estimation of some species in the research by flow cytometry could differentiate some of species but, karyotype formulae for all the species were 7n and could not properly display the diversity among the species, which in part could be attributed to their small symmetric chromosomes (Jowkar *et al.* 2008).

Morphological and AFLP-based differentiation within the taxonomical complex section *Caninae* (subgenus *Rosa*) showed that, the taxa and subsections of the dog-roses are distinguishable by a set of well-defined morphological characters. However, the large and consistent overlap of the morphologically defined groups indicates the occurrence of inter subsectional and specific hybridization that results in a combination of intermediate, transgressive and species-specific characters (De cock *et al.* 2008). Morphological traits are

affected by environmental factors, it is assumed that, the adaptation of intra-and intra-species morphological diversity to genetic studies such as number of chromosomes, genomic size, karyological traits, and molecular analyzes can be made. There were not complete reports on the biosystematics of section

Caninae in Iran and their interspecies hybrids. Therefore, the aim of present study is to investigate the morphological diversity and interbred wild roses of section *Caninae* in Iran to help us in reaching new and important genetic reservoirs that contain desirable traits in breeding roses.

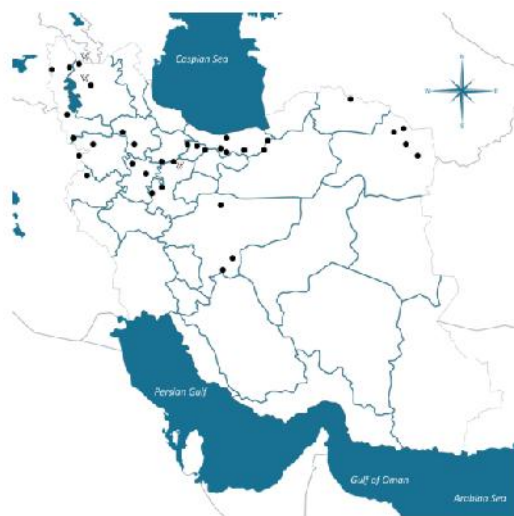


Fig. 1. Geographical distribution of *Rosa* species collected from different provinces of Iran.

Materials and Methods

In this study, 45 populations of seven *Rosa* species (including *R. elyptica* Boiss & Hausskn, *R. villosa* subspecies *villosa* L., *R. orientalis* Dupont, *R. pulverulenta* M.B., *R. canina* L., *R. iberica* Stev., and *R. boissieri* Crépin.) and some hybrids of different *Caninae* species were labeled and collected in two seasons to get flower and mature hips during 2008–12 from 13 provinces of Iran along with their morphological studies (Fig. 1). Details of the localities and codes are presented in table 1. For each individual, at least 20 measurements and for each population 3–6 individuals were studied. Voucher specimens were identified by a botanist (Khatamsaz 1992) and deposited in the Herbarium of the Research Institute of Forests and Rangelands (TARI). Based on the Flora of Iran (Khatamsaz *l.c.*), and our own field studies, 61 quantitative and qualitative morphological characters were selected (Table 2).

The characters were used for phonetic analysis and binary/multistate codes. Variables were standardized (mean=0, variance=1) for multivariate statistical analyses (Chatfield *et al.* 1995, Sheidai *et al.* 2010). Cluster analysis was used in order to identify species with morphological similarities using UPGMA (un-weighted paired group mean average) and WARD (minimum variance spherical clusters) (Everitt 1986). In this manner, ordination based on principal component analysis (PCA) was also performed (Sneath & Sokal 1973) and squared Euclidean distance was used as dissimilarity coefficient in cluster analysis of morphological data. Factor analysis based on principal components analysis (PCA) to determine the most variable morphological characters among the species and populations was performed. Invariable characters were omitted before factor analysis. Multivariate statistical analyses were done by IBM SPSS Ver. 22 (2013) software.

Table 1. The *Rosa* species along with its related data in Iran

| Taxa | Code | Altitude (m) | Locality (province) | Collector | Voucher specimen |
|---------------------|------|--------------|---------------------|-------------------------------|------------------|
| <i>R. elimatica</i> | Sb | 1730 | Mazandaran | Koobaz, Khatamsaz, Hosseini | 102912 |
| | Kar | 1346 | Kordestan | Koobaz, Khatamsaz, Hosseini | 102913 |
| | Ar | 1918 | Markazi | Koobaz, Khatamsaz, Hosseini | 102909 |
| | Ga | 1749 | Hamedan | Koobaz, Khatamsaz, Hosseini | 102910 |
| | Po | 2160 | Mazandaran | Koobaz, Khatamsaz, Hosseini | 102911 |
| | Khan | 2300 | Markazi | Koobaz, Khatamsaz, Hosseini | 102908 |
| <i>R. villosa</i> | | | W Azarbaijan | Koobaz, Khatamsaz & Zarshenas | 102937 |
| | O | 1620 | Mazandaran | Koobaz, Khatamsaz, Hosseini | 102942 |
| | Ch | 2026 | Mazandaran | Koobaz, Khatamsaz | 102943 |
| | Too | 2155 | Esfahan | | |
| <i>R. canina</i> | O | 1400 | W Azarbaijan | Koobaz, Khatamsaz, Hosseini | 102900 |
| | M | 1300 | Khorasan | Koobaz, Khatamsaz | 102898 |
| | Ga | 1749 | Hamedan | Koobaz, Khatamsaz, Hosseini | 102897 |
| | She | 2190 | Mazandaran | Koobaz, Khatamsaz, Hosseini | 102901 |
| | D | 1800 | Tehran | Koobaz, Khatamsaz, Hosseini | 102954 |
| | Sb | 1600 | Mazandaran | Koobaz, Khatamsaz, Hosseini | 102955 |
| | Se | 1700 | Semnan | Koobaz, Khatamsaz, Hosseini | 102906 |
| | Ar | 1918 | Markazi | Koobaz, Khatamsaz, Hosseini | 102904 |
| | Kar | 1170 | Kordestan | Koobaz, Khatamsaz, Hosseini | 102956 |
| | Ta | 1860 | E Azarbaijan | Koobaz, Khatamsaz, Zarshenas | 102899 |
| | Ab | 1870 | Zanjan | Koobaz, Khatamsaz, Hosseini | 102957 |
| | Sn | 1373 | Kordestan | Koobaz, Khatamsaz, Hosseini | 102958 |
| <i>R. iberica</i> | O | 1620 | W Azarbaijan | Koobaz, Khatamsaz, Zarshenas | 102915 |
| | Se | 1750 | Semnan | Koobaz, Khatamsaz, Hosseini | 102919 |
| | Ch | 2100 | Mazandaran | Koobaz, Khatamsaz, Hosseini | 102914 |
| | She | 2190 | Mazandaran | Koobaz, Khatamsaz, Hosseini | 102959 |
| | Sb | 1680 | Mazandaran | Koobaz, Khatamsaz, Hosseini | 102917 |
| | Ta | 1240 | E Azarbaijan | Koobaz, Khatamsaz, Zarshenas | 102918 |
| <i>R. boissieri</i> | Po | 1800 | Mazandaran | Koobaz, Khatamsaz, Hosseini | 102916 |
| | M | 1300 | Khorasan R. | Koobaz, Khatamsaz | 102988 |
| | SB | 1800 | Mazandaran | Koobaz, Khatamsaz, Hosseini | 102989 |
| | TA | 1240 | E Azarbaijan | Koobaz, Khatamsaz, Hosseini | 102938 |
| | She | 2190 | Mazandaran | Koobaz, Khatamsaz, Hosseini | 102941 |

Table 2. Morphological characters and their coding key

| Character code | Character | Coding key for the character | Character code | Character | Coding key for the character |
|----------------|--------------------------------------|--|----------------|------------------------|--|
| | Qualitative characters (1-52) | | 31 | Prickles on hypanthium | (0) prickly (1) glabrous |
| 1 | Form of shrub | (0) erect (1) patent (2) repent (3) inclining | 32 | Form of sepal | (0) entire (1) dentate (2) dentate rarely entire (3) lanceolate |
| 2 | Color of branch | (0) reddish yellow (1) reddish green (2) red (3) brown (4) green (5) brownish green | 33 | Hair on sepal | (0) hairy (1) glabrous |
| 3 | Hair on prickles | (0) hairy (1) glabrous | 34 | Prickles on sepal | (0) prickly (1) glabrous |

Table 2 (contd)

| | | | | | |
|----|--------------------------------------|--|----|------------------------------|--|
| 4 | Settlement of prickles on branch | (0) equal (1) unequal | 35 | Glands on sepal | (0) glandular (1) glabrous |
| 5 | Form of prickles | (0) regular (1) irregular | 36 | Hair on stigma | (0) hairy (1) glabrous |
| 6 | Shape of prickles | 0) erect or curved (1) curved or thistle (2) erect (3) thistle | 37 | Sepal permanency | (0) deciduous (1) not deciduous (2) deciduous or not deciduous |
| 7 | Base of prickle | (0) wide (1) narrow (2) wide or narrow | 38 | State of sepal on hypanthium | (0) erect (1) recurved (2) erect or recurved (3) leveler |
| 8 | Form of surplus to stipule | (0) with surplus (1) without surplus (2) without stipule | 39 | State of stamen | (0) separate (1) attached |
| 9 | Surplus of stipule | (0) surpluser (1) glabrous | 40 | Hair on style | (0) hairy or glabrous (1) hairy (2) glabrous |
| 10 | Base of leaflet | (0) roundish (1) cuneate (2) roundish or cuneate | 41 | Edge of sepal | (0) entire (1) has lobe (2) lanceolate |
| 11 | Stipule | (0) stipular (1) without stipule | 42 | Color of hips | (0) Brownish purple (1) red (2) blackish purple (3) reddish orange (4) brownish orange (5) yellow (6) brownish red |
| 12 | Edge of stipule | (0) hairy and glandular (1) glabrous | 43 | Prickles on hips | (0) prickly (1) glabrous |
| 13 | Hair on adaxial surface of leaflet | (0) hairy or glabrous (1) glabrous (2) hairy | 44 | Hair on hips | (0) hairy (1) glabrous |
| 14 | Hair on abaxial surface of leaflet | (0) hairy or glabrous (1) glabrous (2) hairy | 45 | Glands on hips | (0) glandular (1) glabrous |
| 15 | Glands on adaxial surface of leaflet | (0) glandular or glabrous (1) glabrous (2) glandular | 46 | Hip shape | (0) roundish (1) roundish or ovate (2) apiculate |
| 16 | Glands abaxial surface of leaflet | (0) glandular or glabrous (1) glabrous (2) glandular | 47 | Petal color | (0) yellow (1) white (2) pink or white |
| 17 | Leaflet shape | (0) obovate or elliptic (1) elliptic or ovate (2) ovate or orbicular (3) elliptic | 48 | Petal shape | (0) emarginated (1) truncate |

Table 2 (contd)

| | | | | | |
|----|---------------------------------|---|--|--------------------------------|--|
| 18 | Leaflet tip | (0) acute or obtuse (1) obtuse or truncate (2) obtuse or round (3) acute or apiculate | 49 | Color leaf | (0) green (1) dark green (2) green attend to blue |
| 19 | Leaflet margin | (0) serrate or double-serrate (1) serrate (2) double-serrate | 50 | State of achenes in hypanthium | (0) center (1) attached to wall |
| 20 | Number of leaflets | (0) 5 (1) 7 (2) 5 or 7 | 51 | State of leaflet base | (0) symmetric (1) asymmetric (2) symmetric or asymmetric |
| 21 | Prickles on petiole | (0) prickly (1) glabrous | 52 | Leaflet symmetry | (0) symmetric (1) alternative (2) symmetric or alternative |
| 22 | Hair on petiole | (0) hairy (1) glabrous | Quantitative characters (53–61) | | |
| 23 | Glands on petiole | (0) glandular (1) glabrous | 53 | Length of shrub | |
| 24 | Form of inflorescence | (0) singular (1) single or double (2) panicle (3) singular, triplet or fivelet (4) corymb or raceme (5) singular or raceme | 54 | Leaflet length | |
| 25 | Glands on pedicel | (0) glandular (1) glabrous | 55 | Leaflet width | |
| 26 | Hair on pedicel | (0) hairy (1) glabrous | 56 | Pedicel length | |
| 27 | Status of prickle on each other | (0) attached (1) separate | 57 | Hip length | |
| 28 | Involucres | (0) without involucres (1) with involucres | 58 | Hip width | |
| 29 | Hair on hypanthium | (0) hairy (1) glabrous | 59 | Flower diameter | |
| 30 | Glands on hypanthium | (0) glandular (1) glabrous | 60 | Petal length | |
| | | | 61 | Petal width | |

Results and Discussion

The section harbors the highest number of species. Cluster analysis and ordination based on PCA factors of morphological traits on all seven species in the section, as the biggest section of *Rosa* genus, were performed. The results of each species were shown separately.

- *R. elymatica*

Morphological traits of six populations of *R. elymatica* were analyzed by cluster analysis and ordination based on PCA factors (Fig. 2a). Populations of Siahbishe, Arak and Hamedan showed similarities and formed the first group but samples collected from Karand and Khansar were distinctly separated from first group.

The Polour population was interestingly separated. Factor analysis of morphological characters revealed that, the first four factors embraced about 89% of the total variations, characters like hair on pedicels, sepal form, hip length, base of prickle, hair on pedicel, prickle form, leaflet form, color of branch, and sepal permanency possessed the highest correlation (>0.70%) (Fig. 2a).

- *R. villosa*

Three populations of *R. villosa* from Orumieh, Chalooos, and Tooyserkan were analyzed by cluster

analysis and the third group separated from the others due to very different ecologic situations (Fig. 2b). Factor analysis of morphological characters revealed that, the first two factors embraced about 100% of the total variations, in which the first one embraced 60% of total variations such as color of branch, form of prickles, base of prickle, form of surplus to stipule, leaflet margin, gland on pedicel, hair on sepal and petal width showed significant correlation. The results of ordination based on PCA factors confirmed cluster analysis (Fig. 2b).

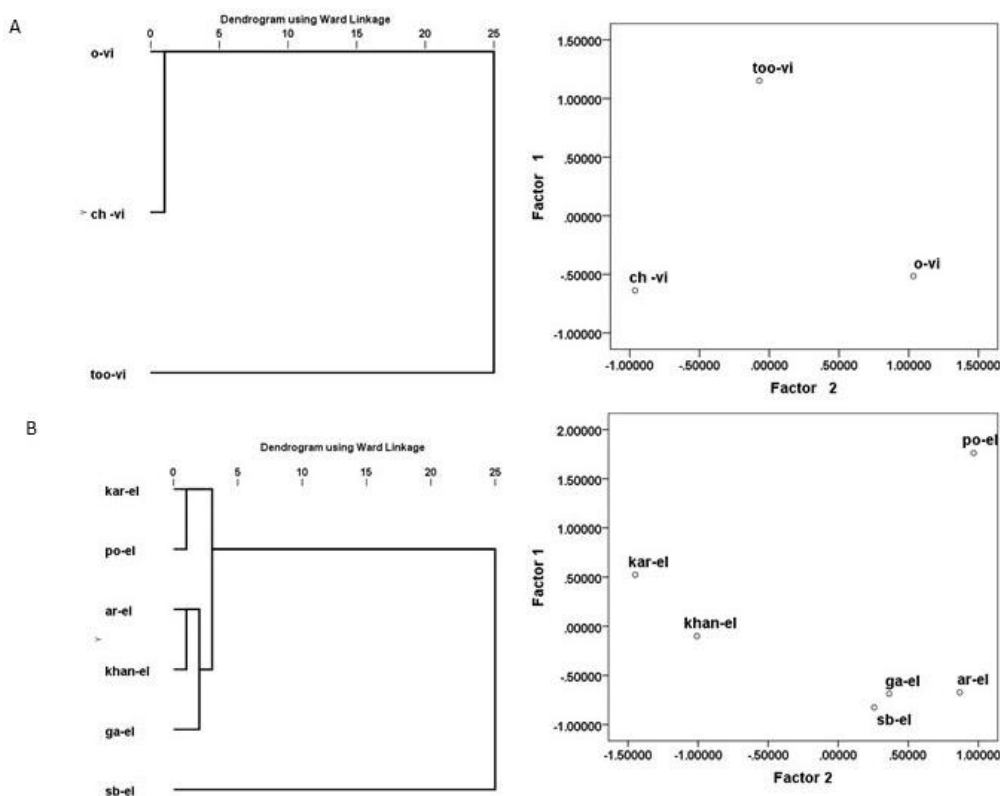


Fig. 2. Cluster analysis and PCA of *Rosa elymatica* and *R. villosa* on morphological characters (population codes as in table 1).

- *R. boissieri*

Cluster analysis and ordination based on PCA factors of morphological traits on four populations of *R. boissieri* were done (Fig. 3a). Two main clusters/groups were formed in *R. boissieri*; samples collected from Kalibar, Shahrestanak and Siahbishe (kal, sh and sb) formed the first group while samples from Mashhad (m) formed the second group. Factor analysis revealed that, the first three factors embraced 100% of

total variance. Characters such as form of shrub, color of branch, hair on abaxial leaf, leaflet form, leaflet margin, leaflet length and width, petal length and width possessed the highest correlation (>70%). Therefore, these characters are considered the most variable morphological characters amongst them. There is significant ecological difference between these two population groups and it could be a reason that quantitative traits separate them.

- *R. orientalis*

Figure 3 illustrates that, cluster analysis created two main groups in *R. orientalis*. The first group contained four populations with higher similarity, but samples from Marivan and Hamedan formed the second group. The second group was distributed in lower altitude compared to the populations of the first group. The red ring in PCA analysis separated first group of cluster (Fig. 3b). Altitude is a well-known severity gradient that shifts along elevation. For instance, decreases of specific leaf area with elevation (Fajardo et al. 2011, Scheepens et al. 2010) and differences in

growth were shown within species. It has been suggested to explain the functional trait variation at diverse biological levels (Milla et al. 2009) but there are some problems to scale up it (Ackerly & Cornwell 2007, Albert et al. 2012). Factor analysis of morphological characters revealed that, the first four factors embraced about 80% of the total variations, in which color of branch, leaflet form, hair on pedicel, glands on hypanthium, color of petal, leaflet width, gland on pedicel, sepal permanency, petal width and pedicel length possessed the highest correlation (>0.70%).

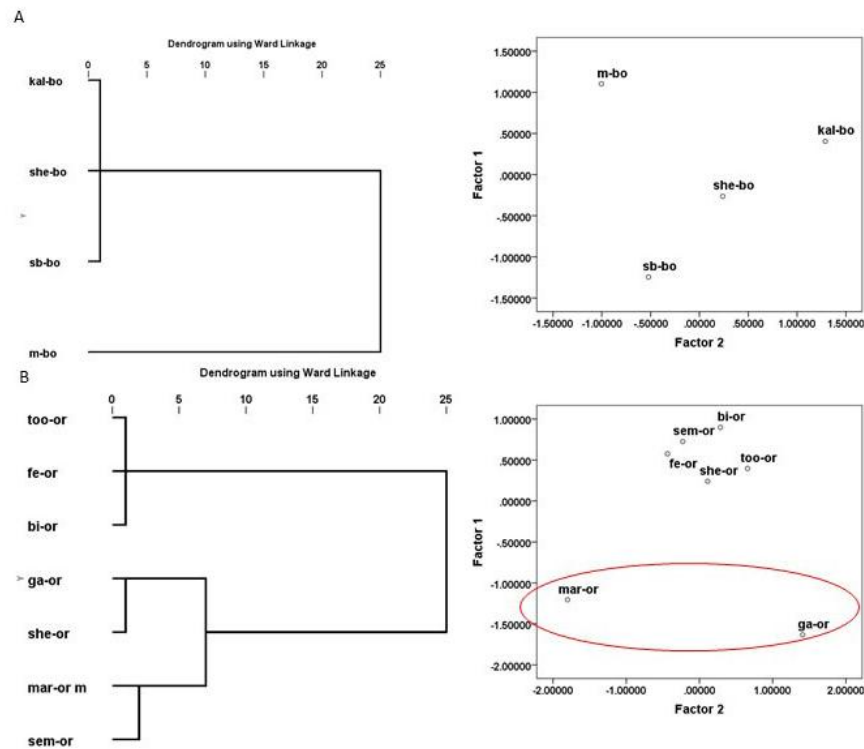


Fig. 3. Cluster analysis and PCA of *Rosa boissieri* and *R. orientalis* based on morphological characters (population codes as in table 1).

- *R. pulverulenta*

About 66 quantitative and qualitative morphological characters of *R. pulverulenta* harboring six populations from Shahrestanak, Tabriz, Semnan, Afjeh, Orumieh and Polur were analyzed by cluster analysis and ordination based on PCA factors (Fig. 4a). The four first populations were formed as first group and

last two populations separated as the second group. Factor analysis of morphological characters revealed that, the first four factors embraced about 92% of the total variations, in which form of prickles, hair on adaxial leaflet, Petal shape, base of prickle, flower diameter, petal length, and petal width possessed the highest correlation (>0.70%).

- *R. iberica*

Cluster analysis and ordination of *R. iberica* populations produced similar results (Fig. 4b). There were two groups in cluster. The second group harbored distinctly separated population (Siahbishe). Factor analysis of morphological characters revealed that, the first three factors embraced about 73% of the total variations, in which gland on color of branch, leaflet form, State of leaflet length achenes in hypanthium, leaflet shape flower diameter, petal length and petal

width, prickle form, base of leaflet and form of inflorescence possessed the highest correlation (>0.70%). Therefore, these characters were considered the most variable morphological characters among *R. iberica* populations. There are different reasons for variation such as trait convergence between species at lower elevations, where water shortage may have a stronger environmental filtering effect than colder temperatures at higher altitudes (Pescador *et al.* 2015).

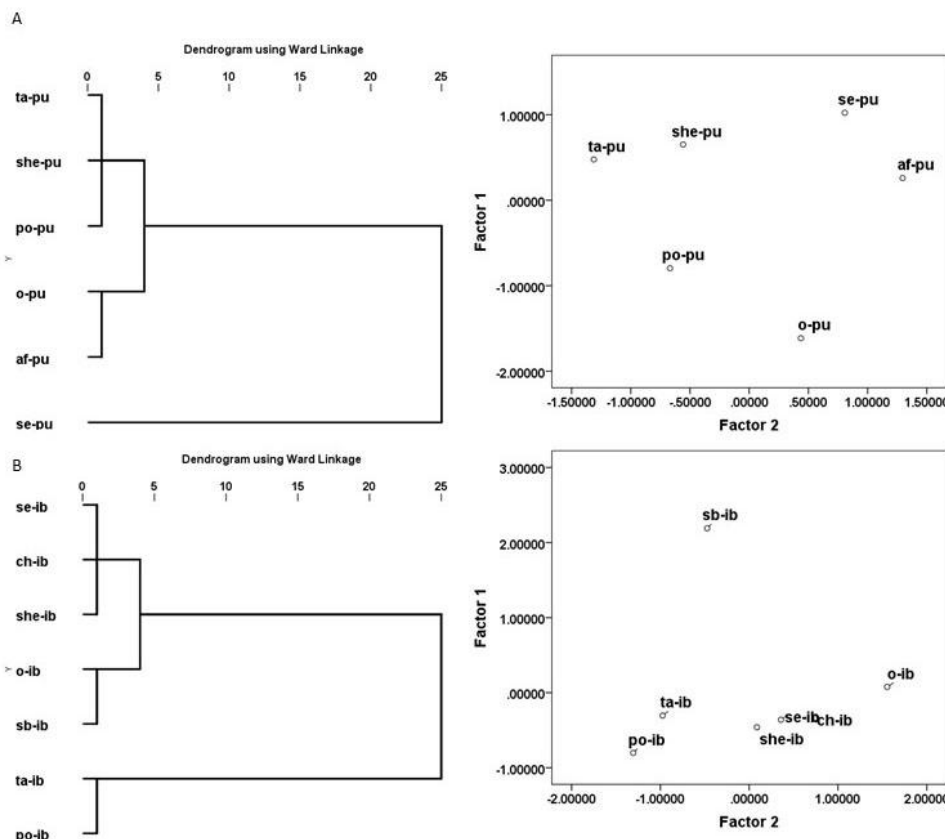


Fig. 4. Cluster analysis and PCA of *Rosa pulverulenta* (A) and *R. iberica* (B) based on morphological characters (population codes as in table 1).

- *R. canina*

Morphological characters of 12 *R. canina* populations, the last species of section *Caninae*, were analyzed by Cluster analysis and ordination method. As shown in figure 11, samples collected from Siahbishe and Damavand formed the second subgroup and the other populations settled in the first subgroup. Samples from Karand were distinctly separated in the second group far from the other groups in ordination based PCA analysis

(Fig. 5). There was great dissimilarity between different populations due to different time of pollination of plants within this species. The variation in morphological studies has also shown in other experiments (De cock *et al.* 2008). Qualitative characters such as number of leaflet, sepal form, gland on hypanthium, form of inflorescence, leaflet form, sepal in petiole and quantitative characters including leaflet width, petal length and petal width could differentiate some

populations of *R. canina*. Some populations such as Polour, Karand and Siahbishe have interpopulation

variation, thus are suitable candidates to produce interspecific hybrids.

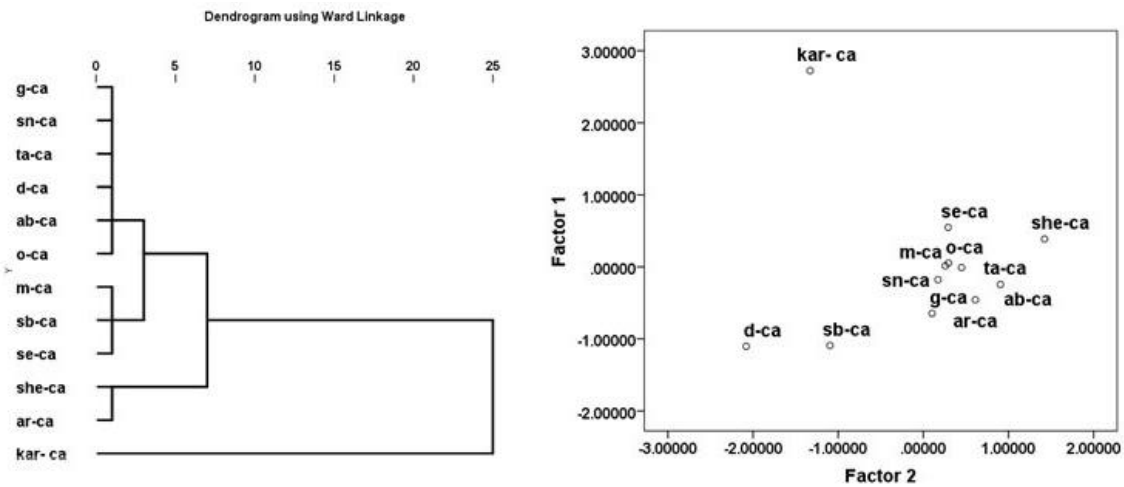


Fig. 5. Cluster analysis and PCA of *Rosa canina* based on morphological characters (population codes as in table 1).

- Section *Caninae*

Cluster analysis of all section *Caninae* showed an extensive variance between seven Iranian species of the section. There are two major cluster; populations of *R. boissieri* and *R. elymatica* separated from the others in the first cluster. The second cluster contained some sub-clusters that separated most of the populations of *R. orientalis* and *R. villosa*. Population of *R. canina*, *R. iberica*, and *R. pulverulenta* distributed in both of main groups and multivariate statistical data could not segregate them. Polyploidy and cross pollination resulted different hybrids between some species of section *Caninae* as one of the extensive variation. The results of ordination confirmed cluster analysis data (Fig. 6). Factor analysis of morphological characters revealed that, the first seven factors embraced about 60% of the total variations, in which gland on adaxial leaflet, form of sepal, hair on the adaxial leaflet, and pedicel form could separate *R. boissieri*, *R. elymatica*, *R. orientalis*, and *R. villosa*. Similarity between *R. boissieri*, *R. elymatica*, *R. orientalis*, and *R. villosa* was also considered by Flora of Iran (Khatamsaz 1992). Morphometric data showed

some diversity in *R. pulverulenta* but in Flora of Iran these species are placed near to each other which is not supporting our data. Jokar et al. (2008) reported *R. pulverulenta* is a hexaploid species. Moreover, there are some reports on hybrids of *R. pulverulenta* and other species such as *R. pimpinellifolia* (Khatamsaz 1992), and *R. boissieri*. These data confirmed the diversity of *R. pulverulenta* as our data showed. Morphological and molecular studies between two subsections of *Rosa* showed that, when different closely related dog-rose species are present at the same growth site, the genetic structure may show more differentiation between localities than between taxa as it was shown in some populations of *R. pulverulenta* in morphological characters (De cock et al. 2008). From an evolutionary point of view, the *canina* meiotic system has probably developed fairly recently (Lim et al. 2005), supporting the idea that, the dog-roses are rather young (Atienza et al. 2005). Hexaploid base of *R. Pulverulenta* caused to get equal molecular characters from their parents (not maternal) and it could be reason of broad variation of their populations.

Acknowledgements

This work was funded by the Agricultural Biotechnology Research Institute of Iran (ABRII) (Project No.: 2-013-140000-01-8504-85001). The

authors wish to thank the enthusiastic colleagues from different provinces of the country in collecting the plant material.

References

- Ali, S.I. & Qaiser, M. 2009. Flora of Pakistan. Nos. 194–208. Department of Botany, University of Karachi.
- Ackerly, D.D. & Cornwell, W. 2007. A trait-based approach to community assembly: partitioning of species trait values into within- and among-community components. *Ecology Letter* 10: 135–145.
- Albert, C.H., Thuiller, W., Yoccoz, N.G., Soudant, A., Boucher, F., Saccone, P. & Lavorel, S. 2010. Intraspecific functional variability: extent, structure and sources of variation. *Journal of Ecology* 98: 604–613.
- Arjmandi, A.A., Sharghi, H.R., Memariani, F. & Joharchi, M.R. 2016. *Rosa kokanica* (Rosaceae) in Binalood mountains: A new record for the flora of Iran. *The Iranian Journal of Botany* 22(1): 11–15.
- Atienza, S.G., Torres, A.M., Millan, T. & Cubero, J.I. 2005. Genetic diversity in rose as revealed by RAPDs. *Agriculturae Conspectus Scientificus* 70: 75–85.
- Basaki, T., Jafarkhani Kermani, M., Pirseyedi, S.M., Haghazari, A., Salehi Shanjani, P., Koobaz, P. & Mardi, M. 2008. Genetic variation of *Rosa persica* as revealed by AFLP and phonetic traits. *Scientia Horticulturae* 120: 538–543.
- Chatfield, C. & Collins, A.J. 1995. Introduction to Multivariate Analysis, Chapman and Hall. London and New York. 200 pp.
- Davis, P.H. 1985. Flora of Turkey Vol. 4, University Press, Edinburgh. 106 pp.
- De cock, K., Mijunberg, K.V. & Breynne, P. 2008. Morphological and AFLP-based Differentiation within the Taxonomical Complex Section *Caninae* (subgenus *Rosa*). *Annual Botany* 102: 685–697.
- Fajardo, A. & Piper, F.I. 2011. Intraspecific trait variation and covariation in a widespread tree species (*Nothofagus pumilio*) in southern Chile. *New Phytologist* 189: 259–271.
- Fouge`re-Danezan, M., Joly, S., Bruneau, A., Gao, X. & Zhang, L. 2015. Phylogeny and biogeography of wild roses with specific attention to polyploids. *Annual Botany* 115: 275–291.
- Gu, C. & Robertson, K.R. 2003. *Rosa* L., pp. 51–64. In: Team FoCe (ed.). Flora of China. St. Louis, MO: Missouri Botanical Garden Press.
- Gudin, S. 2000. Rose: genetics and breeding. *Plant Breed Review* 17: 159–189.
- Jowkar, A., Jafarkhani Kermani, M., Kafi, M., Mardi, M., Hosseini, Z. & Koobaz, P. 2009. Cytogenetic and Flow Cytometry Analysis of Iranian *Rosa* spp. *Floriculture and Ornamental Biotechnology* 1: 71–74.
- Khatamsaz, M. 1992. Flora of Iran (Rosaceae, Vol. 6). Research Institute of Rangeland and Forests, Tehran. 65 pp.
- Klastersky, L. 1968. *Rosa* L., pp. 25–29. In: Tutin T.G., Heywood, W.H., Burgess, N.A., Moore, D.M., Valentin, D.H., Walters, S.M. & Webb, D.A. (eds). *Flora Europaeae*, Vol. 2. Cambridge University Press.
- Koobaz, P., Jafarkhani Kermani, M., Hosseini, Z., Jokar, A. & Khatamsaz, M. 2010. Biosystematic study of *Rosa* (sect. *Pimpinellifoliaeae*) and described *R. abrica* (Rosaceae) as a new species from Iran. *Rostaniha* 12: 51–62.
- Koobaz, P., Jafarkhani Kermani, M. & Khatamsaz, M. 2008. Inter- and intraspecific morphological variation of four Iranian rose species. *Global Science Books, Floriculture and Ornamental Biotechnology* 3: 40–45.

- Koobaz, P., Hosseini, Z.S., Jafarkhani Kermani, M. & Khatamsaz, M. 2017. Taxonomical study of genus *Rosa* and introducing new three hybrids from Iran. International Symposium on Wild Flowers and Ornamental National Plants, Ramsar, Iran.
- Lim, K.Y., Werlemark, G., Matyasek, R., Bringloe, J.B., Sieber, V., E.L., Mokadem, H., Meynet, J., Hemming, J., Leitch, A.R. & Roberts, A.V. 2005. Evolutionary implications of permanent odd polyploidy in the stable sexual pentaploid of *Rosa canina* L. *Heredity* 94: 501–508.
- Lynn, H. 2013. A Closer Look at the New Eyeconic Roses. *The Christian Science Monitor*. 112 pp.
- Lim, K.Y., Werlemark, G., Matyasek, R., Bringloe, J.B., Sieber, V., El Mokadem, H., Milla, R., Giménez-Benavides, L., Escudero, A. & Reich, P.B. 2009. Intra- and interspecific performance in growth and reproduction increase with altitude: a case study with two *Saxifraga* species from northern Spain. *Functional Ecology* 23: 111–118.
- Pachl, S. 2011. Variabilita botanick_ych druh u rodu *Rosa* L., a mo_zosti jejich v_yu_zit_1 v krajin_a_rske^ tvorb^e. PhD Thesis, Slovak University of Agriculture, Nitra, Slovakia.
- Pescador, D., Bello, F., Valladares, F. & Escudero, A. 2015. Plant Trait Variation along an Altitudinal Gradient in Mediterranean High Mountain Grasslands: Controlling the Species Turnover Effect. *PLoS One* 10, e0118876.
- Rehder, A. 1940. *Manual of Cultivated Trees and Shrubs*, MacMillan, New York, 426 pp.
- Rehder, A. 1949. Bibliography of cultivated trees and shrubs hardy in the cooler temperate regions of the northern hemisphere. *In*: Koeltz, S. (ed.). *Collectanea Bibliographica*, Vol. 10. Jamaica Plain. Mass. Arnold, 296 pp.
- Ritz, C.M., Schmutz, H. & Wissemann, V. 2005. Evolution by reticulation: European dog-roses originated by multiple hybridization across the genus *Rosa*. *Journal of Heredity* 96: 4–14.
- Samiei, L., Naderi, R., Khalighi, A., Shahnejat-bushehri, A.A., Mozafarian, V., Esselink, G.D., Kazempour Oslo, S. & Smulders, M.J.M. 2010. Genetic diversity and genetic similarities between Iranian rose species. *Journal of Horticulture Science & Biotechnology* 85: 231–237.
- Schanzer, I.A. & Kutlunina, N.A. 2010. Interspecific hybridization in wild roses (*Rosa* L. sect. *Caninae* DC.). *Biology Bulletin* 37(3): 480–488.
- Scheepens, J., Frei, E.S. & Stöcklin, J. 2010. Genotypic and environmental variation in specific leaf area in a widespread Alpine plant after transplantation to different altitudes. *Oecologia* 164: 141–150.
- Sharghi, H.R., Arjomandi, A.A., Memariani, F. & Joharchi, M.R. 2014. *Rosa freitagii* Ziel. (*Rosaceae*), a new record for the flora of Iran. *The Iranian Journal of Botany* 20(2): 183–187.
- Sheidai, M., Gholipour, A. & Noormohammadi, Z. 2010. Species relationship in the genus *Silene* L. Section *Auriculatae* (*Caryophyllaceae*) based on morphology and RAPD analyses. *Acta Biologica Szegediensis* 54: 25–31.
- Sneath, P.H.A. & Sokal, R.R. 1973. *Numerical Taxonomy*, W.H. Freeman, San Francisco, 513 pp.
- Wissemann, V. 1999. Genetic constitution of *Rosa* sect. *Caninae* (*R. canina*, *R. jundzillii*) and sect. *Gallicanae* (*R. gallica*). *Journal of Applied Botany* 73: 191–196.
- Wissemann, V. 2000. Epicuticular wax morphology and the taxonomy of *Rosa* (section *Caninae*, subsection *Rubiginosae*). *Plant Systematics and Evolution* 221: 107–112.
- Wissemann, V. 2003. Conventional Taxonomy of Wild Roses, pp. 111–122. *In*: Roberts, A., Debener, T. & Gudin, S. (eds). *Encyclopedia of Rose Science*, London, Academic Press.
- Zielinski, J. 1982. *Flora Iranica Rosaceae II- Rosa* No. 152. Academic Druck, Graz, Asteria. 50 pp.