

## Traditional Uses of some Medicinal Plants in *Gastrointestinal tract* Treatment in East - Mazandaran (Iran)

Ahvazi M (Ph.D. student)<sup>1\*</sup>, Akbarzadeh M (Ph.D. student)<sup>2</sup>

1- Medicinal Plants Research Center, Institute of Medicinal Plants, ACECR, Karaj, Iran

2- Research Institute of Forest and Rangeland, Sari, Iran

\* Corresponding author: Institute of Medicinal Plants, Research Complex of Iranian Academic Center for Education, Culture and Research (ACECR)

P.O.Box: (Mehr Villa): 31375-369 Karaj, Iran

Tel: +98-26-34764010-9, Fax: +98-26-34764021

E-mail: Maryame\_ahvazi@yahoo.com

Received: 22 Feb. 2016

Accepted: 12 Apr. 2017

### Abstract

**Background:** Iran has a long history of traditional medicine and medicinal plants use in Middle East. Many ethnics in several parts of Iran use medicinal plants for their illness.

**Objective:** Our aims were to identify which medicinal plants in the East- Mazandaran used for gastro intestinal problems and how the indigenous people treat their gastro intestinal problems.

**Methods:** An investigation was carried out for a period of 2 years (from 2014 to 2015) in the area of East- Mazandaran. A questionnaire was prepared through face-to-face interviews. In order to collect detailed information we visited the people who had knowledge of medicinal plants and identify their collected dried medicinal plants. Persian and local name of the plants, their utilized parts and preparation methods were investigated and recorded.

**Results:** After ethnobotanical study in the East-Mazandaran region we recorded 20 species belong to 10 family of medicinal plant in this area. The most common families are: Apiaceaea and Rosaceae (4 plants). The aerial parts, Young silks, seed, fruits, roots, buds and leaves of plants were used by people. The plants were collected in desire months, dried and stored for use during the year seasons in order to use them later.

**Conclusion:** This study showed that, *Heracleum persicum*, *Cichorium intybus*, *Mentha aquatica*, *Ziziphora clinopodioides* and *Mespilus germanica*, are the plants used in high range by many people for their illness. Since these species have been used by ages in traditional therapy of the area, more attention should be paid for their scientific study.

**Keywords:** Ethnobotany, East- Mazandaran, Gastro intestinal, Iran, Medicinal plants, Traditional remedy

## Introduction

Plants have highly important roles in human lives. Ethnobotany studies introduce various aspects plants usage such as food, cosmetics, textiles, in gardening, and as medicine. Many ethnic groups rely on wild-collected plants for food and many other purposes from birth to death. Medicinal plants and their extracts comprise the natural sources of treatments used in ethnomedicine and phytotherapy [1, 2].

Many plants scientific knowledge can arise from people experiences in traditional use of medicinal plants. Traditional knowledge such as people experiences is a cumulative body of knowledge, practice and belief that handed over through generations by cultural transmission [3].

Traditions system of medicine such as Chinese, Ayurvedic, Unani, Jamu, Kampo, Iranian, Aztec or various forms of European and Arabic medicine are well known examples [4]. So it is important for us to know about

which and how medicinal plants are used by tribes in Iran.

In this study we intended to identify the plants, local names and their usage for medicinal or other purposes by local people in the region. In addition, a comparative analysis between previous ethnobotanic and laboratory studies of plants was attempted.

## Materials and Methods

### Study area

The region is separated to tree main township: Neka, Behshahr and Galogah. Low height in the region is relevant to Galogah and heighest region was Neka. Rate of maximum and minimum temperature during last 30 years for this two region was 29.8 °C and 9.1 °C respectively. Also humidity average during last 30 years was 81 percent. It is located between 35°54' - 39°03' northern latitudes and 38°54' - 39°08' eastern longitudes. The native language of the people was Hyrcanian that is an ancient language in Iran (Figure 1).

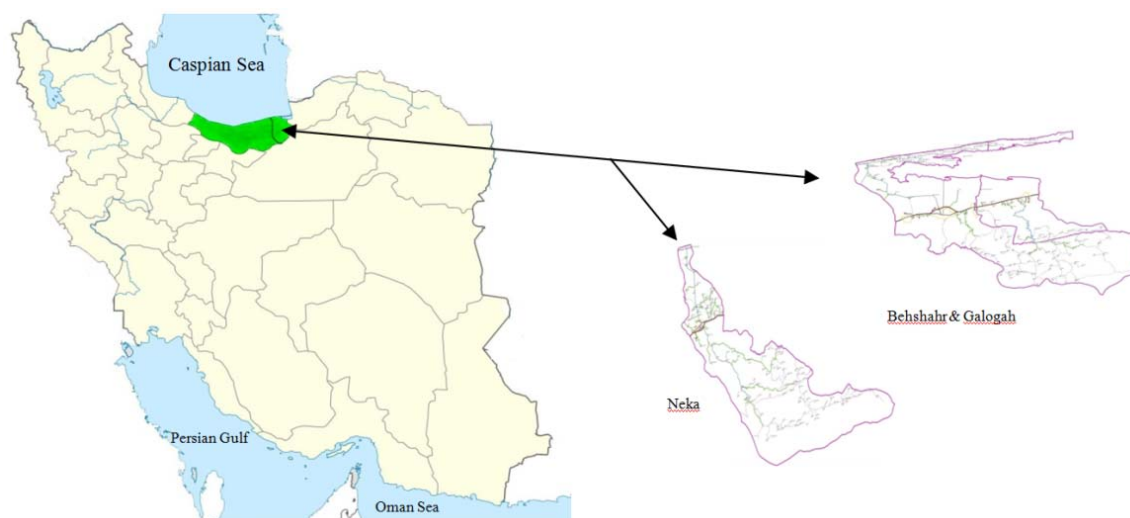


Figure 1- Study area: Iran map and East of Mazandaran

### Interviews with local people

An investigation was carried out for a period of 2 years from 2014 to 2015 in the area. A questionnaire was prepared through face-to-face interviews. It included the following information: (a) date of interview; (b) name of village; (c) name of interviewees; (d) age and educational level of interviewees; (e) local name of plants; (f) plants part/s used for GI system; (g) the method of preparation; (h) the dosage of use. In order to obtain detailed information from people who had knowledge of plants we visit them in their houses. After interview the dried medicinal plants that had been collected by them were identified and collected fresh from field. Some of them were recognizable but some was very grinded so informants were asked the fellow to come to the field to introduce the plants. Sometimes we showed these fresh specimens especially aromatic plants to the local people during the interview. The fresh specimens were pressed, preserved and identified by means of some different Floras, such as Flora of Iranica, Flora of Turkey, Flora of Iran. The voucher specimens of each plant were deposited in the Medicinal plants Institute herbarium (MPIH).

## Results

### Use of medicinal plants

The experiences of the local people were recorded during the interviews. We interviewed a total of 50 people (12 men and 38 women) whose age ranged from 30 to 90 years (median age 58 years). We found that women have better knowledge of the

medicinal plants application and most collected plants were carried out by the women. All the medicinal plants were collected from the wild or cultivated in the native people's gardens except *Rosa damascenea* that is cultivated for its flowers. In brief we found that, the largest number of plant used by people belonging to Apiaceae and Rosaceae (with 4 species), Asteraceae and Lamiaceae (with 3 species).

The results of the field survey are presented in Tables 1 and plants are arranged in alphabetical order of their botanical names. For each species, the botanical name and family, local name, medicinal parts, preparation form and traditional uses are presented. Most of the plants were prepared by water infusion for orally use. Results showed species such as *Heracleum persicum*, *Cichorium intybus*, *Mentha aquatica*, *Ziziphora clinopodioides*, *Mespilus germanica*, are plants that used by most of the people. *Solanum nigrum* was in lowest level of medicinal use.

Different parts of medicinal plants were used by the inhabitants of the region as medicine for GI system treatment. The most common parts used were leaves by 24%, aerial parts 20%, seeds and fruits 16% and roots 12% while buds, flowers and young silks were used by 4% were lower than the others. As a result, we observed that aerial parts and leaves are main part for medicinal usage. (Figure 2).

As the figure 3 shows the preparation modes for infusion 30%, edible and decoction 25% and 20%. Other type of preparation is plant powder for foods and sometimes people eat fresh fruit of the plants. Some medicinal

Table 1- Medicinal plants in GI system treatment in East Mazandarn

No.	Scientific name	Persian name:	Local name	Medicinal parts	Preparation form	Traditional uses
1	<b>Apiaceae</b> <i>Foeniculum vulgare</i> Miller. 4561 (MPIH)	Raziyanch	Vatek	Seed and leaf	Powder	Carminative
2	<i>Heracleum persicum</i> Desf. ex Fischer 4550 (MPIH)	Golpar	Kolakpar	Seed and leaf	Decoction, Infusion	GI cramps, stomachache
3	<i>Frontipia subpinata</i> (Ledeb.) Baill 4554 (MPIH)	Zolang	Zolang, anarije	Leaf	Edible	Tonic
4	<i>Laser trilobum</i> (L.) Borkh. (Akbarzadeh)*	Komaye-jangali	Goteeze	Seed	Edible	Tonic
5	<b>Asteraceae</b> <i>Achillea wilhelmsii</i> C. Koch (Akbarzadeh)*	Bomadaran	Maranbo	Aerial part	Infusion	Constipation
6	<i>Cichorium intybus</i> L. 4562 (MPIH)	Kasni	Kasni alaf	Root and leaf	Fresh, cooked	Constipation
7	<i>Silybum marianum</i> (L.) Gaertn	Khar maryam	Kangar	Root	Edible	Fatty liver
8	<b>Berberidaceae</b> <i>Berberis integerrima</i> Bge. 4564 (MPIH)	Zereshke zaraishani	Zereshk	Root	Infusion	Intestinal worms
9	<b>Convulvolaceae</b> <i>Convulvolus arvensis</i> L. 4559 (MPIH)	Pichak sahraee	Kakmarim	Aerial part, bud	Infusion	Stomachache
10	<b>Fagaceae</b> <i>Quercus castaneifolia</i> C.A.M. 4563 (MPIH)	Siyahmazo	Balot	Seed	Cooked	Stomach bleeding
11	<b>Lamiaceae</b> <i>Mentha aquatica</i> L. 4557 (MPIH)	Sosambar	Ojee-alaf	Aerial part	Edible	Flatulence, tonic
12	<i>Origanum vulgare</i> L. 4553 (MPIH)	Marzangosh	Marzanjosh	Aerial part	Infusion	Stomachache, Appetizing
13	<i>Ziziphora clinopodioides</i> Lam. 4565 (MPIH)	Kakoti	Kamarbandi	Aerial part	Powder	Tonic
14	<b>Poaceae</b> <i>Zea mays</i> L. 4552 (MPIH)	Balal, zorat	Zorat	Young silk	Infusion	Stomachache
15	<b>Polygonaceae</b> <i>Rumex acetosa</i> L. (Akbarzadeh)*	Torshake-baghi	Telepa	Leaf	Edible	Tonic
16	<b>Rosaceae</b> <i>Fragaria vesca</i> L. 4551 (MPIH)	Toofrangji	Semnak	Fruit	Edible	Pain and inflammation of the liver
17	<i>Malus orientalis</i> Ugl. (Akbarzadeh)*	Seeb	Seeb jangali	Fruit	Decoction	stomachache
18	<i>Mespilus germanica</i> L. 4558 (MPIH)	Azgil	Kondes	Leaf, fruit	Decoction	Stomachache, dyscentery, vomiting, hypoglycemic agent
19	<i>Rosa damascena</i> Mill. (Akbarzadeh)*	Ghol-mohammadi	Ghol-mohammadi	Flower	Decoction	Tonic, constipation
20	<b>Solanaceae</b> <i>Solanum nigrum</i> L. 4556 (MPIH)	Tajrzi	Sozchenar	Ripe fruit	Edible	Stomachache, appetizing

\*= The plant was identified in the area by Akbarzadeh

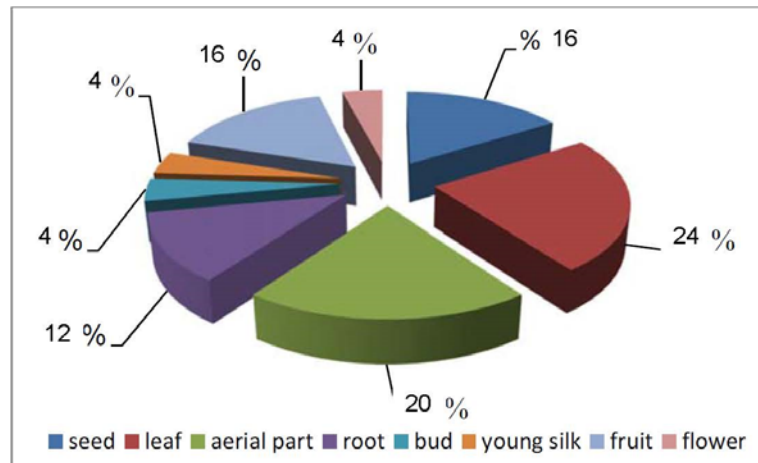


Figure 2- Plant parts use and their percentages

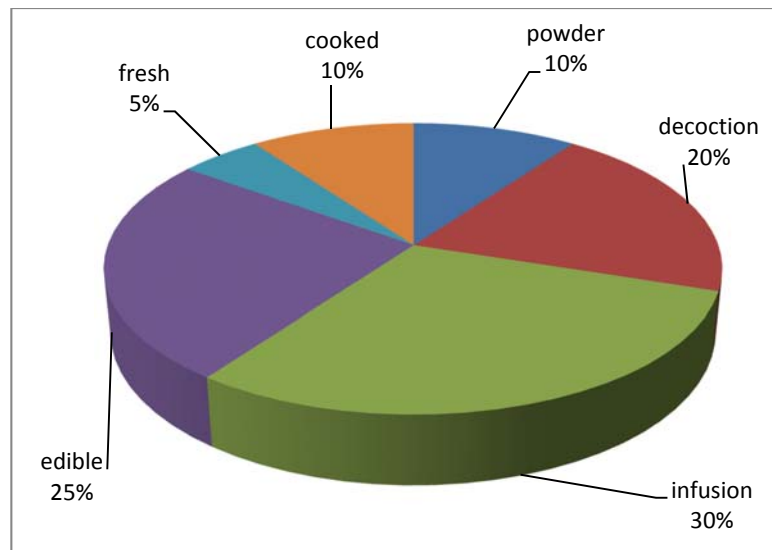


Figure 3- Mode of preparations and their percentages

plants with thick tissue are cooked or boiled before usage such as root of *Chichorium intybus* (constipation treatment) or seed of *Qurecus castaneifolia* (stomach bleeding treatment).

## Discussion

### Ethnobotanical comparison with other studies

This paper is focused on ethnobotanical and medicinal use of wild plants for GI system

illness. The results of the comparisons are presented in Tables 2.

Comparison with traditional therapy in other studies showed that there exists considerable similarity with respect to plants used and the way of use. But among plants that studied in several references we found that for example *Foeniculum vulgare* use for several illnesses such as eyes blurry, antihypertensive,

Table 2.- Treatment comparison in the region with other references

Scientific name	Traditional Preparation	Traditional uses in East-Mazandaran	Traditional and medicinal uses in references
<i>Foeniculum vulgare</i>		carminative	Antioxidant and antimicrobial [5], digestive ailments [6], eyes blurry and itching, digestive [7], Fruit: antiemetic,emmenagogue, galactogen, leaf: carminative, root: diuretic, antihypertensive, anti-cholesterolemic, appetizer, diuretic [8], cough, stomachache, bronchitis [9], galactogenous [10], cancer, conjunctivitis, gastritis, nursing, relaxant [11], kidney, digestive system, diabetes [12], cough [13], diuretic, kidney, infections [14], renal ailments, flatulence and to enhance lactation, digestive ailments, obstipation, flatulence, loss of appetite and stomach spasms, increased diuresis, renal and urinary bladder stones; cough, bronchitis, as expectorant; and for gingivitis, eye inflammations and eye purification [15], hypertension, diabetes [16], flatulence, appetite stimulant, kidney pain, catarrh, infant colic, diarrhea, concentration, lactation [17], diuretic, diarrhoea, digestive, eye inflammation, catarrh and bronchitis, impotence and frigidity [18], flatulence, irritable colon, abdominal cramps [19], diabetes [20], colds and coughs, mouth ulcers, digestive [21], abdominal pains [22], antiseptic, carminative, flavoring [23], diuretic, kidney infections [14]
<i>Heracleum persicum</i>		GI cramps, stomachache	Anticonvulsant activity [24], antimycotic, flavoring, digestive, antiseptic [23], antioxidant [25], cytotoxic [26], anti-inflammatory and analgesic [27], spice, flatulence, indigestion [28], anticonvulsant activity [24], tremor, migraine, headache caused by sinusitis (It is harmful for eyes.), ascaris worms [29]
<i>Froriepia subpinata</i>		tonic	Mineral elements: iron, zinc and manganese, antioxidant [30], antioxidant [31]
<i>Laser trilobum.</i>		tonic	Antimicrobial effect [32], immunobiological properties [33], antioxidant and antihemolytic activities [34], treatment of liver, kidney, gall and urinary tracts as well as bleeding [35]
<i>Achillea wilhelmsii</i>		constipation	Diuretic, abdominal pain, stomachic, emmenagogues, women' sterility, antihemorrhoidal [36], hemorrhoid [37], digestive, for hemorrhoids, high cholesterol [38, 39], blood coagulation, diabetes, hypertension, kidney stone, constipation [14]
<i>Cichorium intybus</i>		constipation	Diabetic [40], diarrhea [41], treat menopausal symptoms, hot flashes, nervousness [42], renal disease [16], epilepsy, asthma, ulcer, dermatitis, vulvenerary, herpes labialis, balding [48], epistaxis, hyperlipidemia and diabetes, eye problem, jaundice, stomach problem [14]
<i>Silybum marianum</i>		fatty liver	Sedative, stomach reflux, galactogenic [14]
<i>Berberis integerrima</i>		intestinal worms	Eye problems, hyperlipidemia, diabetes [14], enteric fever, hyperlipidemia, diabetes, anemia [29]
<i>Convolvulus arvensis</i>		stomachache	Stomachic [36], diuretic [43], antioxidant [44], immunostimulant effects [45], Hepatoprotective [46], antidiarrhoeal [47], anthelmintic, skin disorders, remove from stomach [48]
<i>Quercus castaneaifolia</i>		stomach bleeding	Antibacterial of pathogenic enteric [49]
<i>Mentha aquatica</i>		flatulence, tonic	Stomachache, food digestion, flavoring, respiratory complaints [50], antimicrobial, antioxidant [51], antibacterial [52]

Table 2- Continued

Scientific name	Traditional Preparation	Traditional uses in East-Mazandaran	Traditional and medicinal uses in references
<i>Origanum vulgare</i>		stomachache, appetizing	Antibacterial [53], antispiling yeasts in food [54], antiproliferative activity [55], infection of the urinary tract [41], abdominal pain [56], vulnery, stomach pains, hypertension, epilepsy, headache, internal medicine, asthma, stomachic, toothache, cold(subsp. gracile), stomachic(subsp viride) [36], cold, flu (subsp. hirtum) [43], colds and flu, sedative [57], kidney stone, colitis, food digestion [50]
<i>Ziziphora clinapodioides</i> .		tonic	Antiinflammatory, antiseptic [23], strengthening stomach, stomachalgia, typhus, cold, antiseptic [58, 59], antibacterial activity [60], supported stomach, heart ailment [58], antibacterial [60], stomach ache, carminative, orexigenic, colds [36], cold [14], cold, infections, stomachache, headache, increase nausea [29]
<i>Zea mays</i>		stomachache	Constipation [2], diuretic [41], high blood pressure [56], urinary system, digestive system, panacea, symptoms and conditions badly defined, osteomuscular system [61], diuresis [62], urethral stone, hemorrhoid [1], regulate menses [46], renal disease [47], infection of urinary system, heart tonic [14], to encourage lactation [63], postpartum remedy [64], stomach ache, kidney stone [43], kidneys, urinary tract [65], aphrodisiac [66], guar, kidney stones [57], kidney stones, diuretic [67], prostatitis, diuretic [68], kidney stone [50]
<i>Rumex acetosa</i>		tonic	Antiviral activity against HSV-1 [69], antiphlogistic and immunostimulating effects for treatment of sinusitis [70], anti-influenza agent [71], inhibit cell proliferation in human (antiproliferative effect) [72], antimutagenicity and cytotoxicity [73], diuretic, anti-hypertensive, anti-oxidative, anti-cancer effects [74]
<i>Fragaria vesca</i>		pain and inflammation of the liver	Cardiovascular effects [75], analgesic property central and peripheral analgesic activity [76], antioxidant [77]
<i>Malus orientalis</i>		stomachache	Vitamin-rich [35], recurrent hunger-induced headache [78], anti-constipation, laxative, febrifuge, antihelminic, purgative, carminative [79]
<i>Mespilus germanica</i>		stomachache, dysentery, vomiting, hypoglycemic agent	Anthelmintic (cattle) [68], edible as wild fruit [50], enteritis [4], asthma, hemorrhoid [80], leishmaniosis phytotherapy [81], antioxidant [82], to stop diarrhea, for cough, rheumatism, diabetes and haemorrhoids, to treat inflammations [83], aphites [84], hematopotent, treatment of large intestine infection, diarrhea treatment, internal hemorrhage treatment, elimination of oral abscess, treatment of Cutaneous, leishmaniasis, strengthen fine skin, stimulation treatment throat [85], diuretic, kidney and bladder, stone, anti hemorrhages, anti diarrhea [86], antibacterial activity [87], stomach ache and dysentery [88]
<i>Rosa damascena</i>		tonic, constipation	digestive system, urinary system, symptoms and conditions badly defined, nervous system, respiratory system, skin's ailments [61], sedative, stomach ulcer and reflux [14], eye disease [64]
<i>Solanum nigrum</i>		stomachache, appetizing	Indigestion [89], high blood pressure, anemia, tonic [56], leucorrhoea [62], constipation [14], fever, washings with sap of squeezed fruits [65]

## Traditional Uses of ...

cancer, conjunctivitis, bronchitis, diabetes, gingivitis, impotence and frigidity. *Heracleum persicum* has antimycotic, cytotoxic, migraine, ascaris worms effects. *Froriepia subpinata* has mineral elements such as iron, zinc and manganese. *Laser trilobum* has immunobiological properties and use for treatment of liver, kidney, gall bladder diseases. *Achillea wilhelmsii* in addition to GI system was used for treatment of women sterility, genital disorders, hemostatic [4]. *Cichorium intybus* also has hemorrhoids, urinary disorders effects. On the other hand, some plants have unusual or less known phytotherapeutic uses. Such as *Foeniculum vulgare* (bronchitis, cancer, obstipation, gingivitis), *Heracleum persicum* (anticonvulsant activity, migraine, sinusitis), *Froriepia subpinata* (antioxidant), *Laser trilobum* (antihemolytic activities), *Achillea wilhelmsii* (high cholesterol, diabetes), *Cichorium intybus* (treat menopausal symptoms, epilepsy, epistaxis, eye problem), *Silybum marianum* (sedative), *Berberis integerrima* (eye problems), *Origanum vulgare* (toothache, kidney stone), *Ziziphora clinopodioides* (typhus), *Zea mays* (panacea,

osteomuscular system, heart tonic, postpartum remedy, aphrodisiac, prostatitis), *Rumex acetosa* (sinusitis, antimutagenicity and cytotoxicity, anti-cancer), *Rosa damascenea* (eye disease), *Solanum nigrum* (anemia). *Quercus castaneifolia* is noted has antibacterial of pathogenic enteric effect. So perhaps it prevented stomach bleeding because of antibacterial effect.

## Conclusion

People living in East-Mazandaran usually collect medicinal plants from the wild or cultivate in their gardens. Some species has several effects additional to GI system treatment except *Froriepia subpinata*, *Quercus castaneifolia* and *Rumex acetosa*. In the presented survey less known plants which have been used since ages in traditional therapy of this area and which are potential sources for new therapies were identified. On the other hand, if a plant is used to treat the same disease in different places across the world then its pharmacologic effect could be accepted but if it has unusual or less known phytotherapeutic uses it seem the plant must be has a supplementary examination.

## References

1. Inta A, Trisonthi P, and Trisonthi C. Analysis of traditional knowledge in medicinal plants used by Yuan in Thailand. *Journal of Ethnopharmacol.* 2013; 149: 344 - 51.
2. Mahendra R, Acharya DP and Rios JL, *Ethnomedicinal Plants: Revitalization of Traditional Knowledge of Herbs.* by CRC Press. 2011, p: 1.
3. Tolossa K, Debela E, Athanasiadou S, Tolera A, Ganga G and Houdijk JG. Ethnomedicinal study of plants used for treatment of human and livestock ailments by traditional healers in South Omo, Southern Ethiopia. *Journal of Ethnobiology and Ethnomedicine* 2013; 9: 1.
4. Tetik F, Civelek S, and Cakilcioglu U. Traditional uses of some medicinal plants in



- Malatya (Turkey). *Journal of Ethnopharmacol.* 2013; 146: 331 - 46.
- 5.** Roby MHH, Sarhan MA, Selim KA-H, and Khalel KI. Antioxidant and antimicrobial activities of essential oil and extracts of fennel (*Foeniculum vulgare* L.) and chamomile (*Matricaria chamomilla* L.). *Industrial Crops and Products.* 2013, 44: 437 - 45.
- 6.** Šarić-Kundalić B, Dobeš C, Klatte-Asselmeyer V and Saukel J. Ethnobotanical study on medicinal use of wild and cultivated plants in middle, south and west Bosnia and Herzegovina. *Journal of Ethnopharmacol.* 2010; 131: 33-55.
- 7.** Polat R and Satıl F. An ethnobotanical survey of medicinal plants in Edremit Gulf (Balıkesir–Turkey). *Journal of Ethnopharmacol.* 2012; 139: 626 - 41.
- 8.** Carrió E and Vallès J. Ethnobotany of medicinal plants used in Eastern Mallorca (Balearic Islands, Mediterranean Sea). *Journal of Ethnopharmacol.* 2012; 141: 1021 - 40.
- 9.** del Carmen Juárez-Vázquez M, Carranza-Álvarez C, Alonso-Castro AJ, González-Alcaraz VF, Bravo-Acevedo E, Chamorro-Tinajero FJ, and Solano E. Ethnobotany of medicinal plants used in Xalpatlahuac, Guerrero, Mexico. *Journal of Ethnopharmacol.* 2013; 148: 521 - 7.
- 10.** Macía MJ, García E and Vidaurre PJ. An ethnobotanical survey of medicinal plants commercialized in the markets of La Paz and El Alto, Bolivia. *Journal of Ethnopharmacol.* 2005; 97: 337 - 50.
- 11.** Tene V, Malagón O, Finzi PV, Vidari G, Armijos C and Zaragoza T. An ethnobotanical survey of medicinal plants used in Loja and Zamora-Chinchipe, Ecuador. *Journal of Ethnopharmacol.* 2007; 111: 63-81.
- 12.** El-Hilaly J, Hmammouchi M and Lyoussi B. Ethnobotanical studies and economic evaluation of medicinal plants in Taounate province (Northern Morocco). *Journal of Ethnopharmacol.* 2003, 86: 149-58.
- 13.** Andrade-Cetto A. Ethnobotanical study of the medicinal plants from Tlanchinol, Hidalgo, México. *Journal of Ethnopharmacol.* 2009; 122: 163-71.
- 14.** Mosaddegh M, Naghibi F, Moazzeni H, Pirani A and Esmaeili S. Ethnobotanical survey of herbal remedies traditionally used in Kohghiluyeh va Boyer Ahmad province of Iran. *Journal of Ethnopharmacol.* 2012; 141: 80-95.
- 15.** Šarić-Kundalić B, Dobeš C, Klatte-Asselmeyer V and Saukel J. Ethnobotanical survey of traditionally used plants in human therapy of east, north and north-east Bosnia and Herzegovina. *Journal of Ethnopharmacol.* 2011; 133: 1051-76.
- 16.** Jouad H, Haloui M, Rhiouani H, El Hilaly J and Eddouks M. Ethnobotanical survey of medicinal plants used for the treatment of diabetes, cardiac and renal diseases in the North centre region of Morocco (Fez–Boulemane). *Journal of Ethnopharmacol.* 2001; 77: 175 - 82.
- 17.** Mati E and de Boer H. Ethnobotany and trade of medicinal plants in the Qaysari Market, Kurdish Autonomous Region, Iraq. *Journal of Ethnopharmacol.* 2011; 133: 490-510.
- 18.** Neves JM, Matos C, Moutinho C, Queiroz G, and Gomes LR. Ethnopharmacological notes about ancient uses of medicinal plants in Trás-os-Montes (northern of Portugal).

*Journal of Ethnopharmacol.* 2009; 124: 270-83.

**19.** Alzweiri M, Al Sarhan A, Mansi K, Hudaib M, and Aburjai T. Ethnopharmacological survey of medicinal herbs in Jordan, the Northern Badia region. *Journal of Ethnopharmacol.* 2011; 137: 27-35.

**20.** Tahraoui A, El-Hilaly J, Israili Z and Lyoussi B. Ethnopharmacological survey of plants used in the traditional treatment of hypertension and diabetes in south-eastern Morocco (Errachidia province). *Journal of Ethnopharmacol.* 2007; 110: 105-17.

**21.** Guarrera PM, Salerno G, and Caneva G. Folk phytotherapeutical plants from Maratea area (Basilicata, Italy). *Journal of Ethnopharmacol.* 2005; 99: 367 - 78.

**22.** Savo V, Giulia C, Maria GP, and David R. Folk phytotherapy of the amalfi coast (Campania, Southern Italy). *Journal of Ethnopharmacol.* 2011; 135: 376 - 92.

**23.** Khosravi RA, Shokri H, Farahnejat Z, Chalangari R and Katalin M. Antimycotic efficacy of Iranian medicinal plants towards dermatophytes obtained from patients with dermatophytosis. *CJNM.* 2013; 11: 43-8.

**24.** Sayyah M, Moaied S, and Kamalinejad M. Anticonvulsant activity of *Heracleum persicum* seed. *Journal of Ethnopharmacol.* 2005; 98: 209 - 11.

**25.** Coruh N, Celep AS and Özgökçe F. Antioxidant properties of *Prangos ferulacea* (L.) Lindl., *Chaerophyllum macropodium* Boiss. and *Heracleum persicum* Desf. from Apiaceae family used as food in Eastern Anatolia and their inhibitory effects on glutathione-S-transferase. *Food Chem.* 2007; 100: 1237-42.

**26.** Firuzi O, Asadollahi M, Gholami M and Javidnia K. Composition and biological activities of essential oils from four *Heracleum* species. *Food Chem.* 2010; 122: 117 - 22.

**27.** Hajhashemi V, Sajjadi SE and Heshmati M. Anti-inflammatory and analgesic properties of *Heracleum persicum* essential oil and hydroalcoholic extract in animal models. *Journal of Ethnopharmacol.* 2009; 124: 475-80.

**28.** Zargari A. *Medicinal Plants.* 6th ed ed. Vol. 2., Tehran: Tehran University Publications. 1996, pp: 619.

**29.** Ahvazi M, Khalighi-Sigaroodi F, Charkhchiyan MM, Mojab F, Mozaffarian V-A, and Zakeri H. Introduction of medicinal plants species with the most traditional usage in Alamut region. *I.J.P.R.* 2011; 11: 185-94.

**30.** Ebrahimzadeh MA, Nabavi SM, Nabavi SF, Eslami S and Bekhradnia AR. Mineral elements and antioxidant activity of three locally edible and medicinal plants in Iran. *Asian J. Chem.* 2010; 22: 6257-66.

**31.** Nabavi S, Ebrahimzadeh M, Nabavi S, and Jafari M. Free radical scavenging activity and antioxidant capacity of *Eryngium caucasicum* Trautv and *Froripia subpinnata*. *Pharmacologyonline* 2008; 3: 19-25.

**32.** Parlatan A, Sariçoban C and Özcan MM. Chemical composition and antimicrobial activity of the extracts of Kefe cumin (*Laser trilobum* L.) fruits from different regions. *International Journal of Food Sciences and Nutrition* 2009; 60: 606-17.

**33.** Harmatha J, Buděšínský M, Vokáč K, Kostecká P, Kmoníčková E and Zidek Z. Trilobolide and related sesquiterpene lactones from *Laser trilobum* possessing

- immunobiological properties. *Fitoterapia* 2013; 89: 157-66.
- 34.** Ebrahimzadeh MA, Nabavi SM, Nabavi S, Eslami B and Rahmani Z. Antioxidant and antihemolytic activities of the leaves of Kefecumin (*Laser trilobum* L.) umbelliferae. *Trop J. Pharm. Res.* 2010; 9 (5): 441-449.
- 35.** Agayeva E, Ibadullayeva S, Asgerov A, and Isayeva G. Analysis of plants in veterinary research of Azerbaijan on ethnobotanical materials. *American Journal of Research Communication.* 2013; 1: 51-9.
- 36.** Altundag E and Ozturk M. Ethnomedicinal studies on the plant resources of east Anatolia, Turkey. *Procedia-Social and Behavioral Sciences.* 2011; 19: 756-77.
- 37.** Cakilcioglu U, Khatun S, Turkoglu I, and Hayta S. Ethnopharmacological survey of medicinal plants in Maden (Elazig-Turkey). *Journal of Ethnopharmacology.* 2011; 137: 469-86.
- 38.** Cakilcioglu U and Turkoğlu İ. Plants used for pass kidney stones by the folk in Elazığ. *The Herb Journal of Systematic Botany.* 2008; 14: 133-44.
- 39.** Ozturk M and Dinc M. Ethnobotanical features of Nizip (Aksaray) district. *The Herb J. Syst. Bot.* 2005; 12: 93-102.
- 40.** Ghamarian A, Abdollahi M, Su X, Amiri A, Ahadi A, and Nowrouzi A. Effect of chicory seed extract on glucose tolerance test (GTT) and metabolic profile in early and late stage diabetic rats. *DARU Journal of Pharmaceutical Sciences.* 2012; 20: 1.
- 41.** Šavikin K, Zdunić G, Menković N, Živković J, Čujić N, Tereščenko M, and Bigović D. Ethnobotanical study on traditional use of medicinal plants in South-Western Serbia, Zlatibor district. *Journal of Ethnopharmacol.* 2013; 146: 803-10.
- 42.** Ososki AL, Lohr P, Reiff M, Balick MJ, Kronenberg F, Fugh-Berman A and O'Connor B. Ethnobotanical literature survey of medicinal plants in the Dominican Republic used for women's health conditions. *Journal of Ethnopharmacol.* 2002; 79: 285-98.
- 43.** Kültür Ş. Medicinal plants used in Kırklareli province (Turkey). *Journal of Ethnopharmacol.* 2007; 111: 341-64.
- 44.** Thakral J, Borar S and Kalia J. Antioxidant potential fractionation from methanol extract of aerial parts of *Convolvulus arvensis* Linn.(Convolvulaceae). *Int. J. Pharm. Sci. Drug Res.* 2010; 2: 219 - 23.
- 45.** Al-Bowait M, Albokhadaim I and Homeida A. Immunostimulant Effects of Binweed (*Convolvulus arvensis*) Extract in Rabbits. *Research Journal of Pharmacol.* 2010; 4: 51-4.
- 46.** Ali M, Qadir MI, Saleem M, Janbaz KH, Gul H, Hussain L and Ahmad B. Hepatoprotective potential of *Convolvulus arvensis* against paracetamol-induced hepatotoxicity. *Bangladesh Journal of Pharmacol.* 2013; 8: 300-4.
- 47.** Atta AH and Mounair SM. Antidiarrhoeal activity of some Egyptian medicinal plant extracts. *Journal of Ethnopharmacol.* 2004; 92: 303-9.
- 48.** Mahmood A, Mahmood A, and Tabassum A. Ethnomedicinal survey of plants from District Sialkot, Pakistan. *J. Appl. Pharm.* 2011; 3: 212-20.
- 49.** Bahador N and Baserisalehi M. The effect of *Quercus castaneifolia* extract on pathogenic enteric bacteria. *Anaerobe* 2011; 17: 358-60.

- 50.** Ghorbani A. Studies on pharmaceutical ethnobotany in the region of Turkmen Sahra, north of Iran: (Part 1): General results. *Journal of Ethnopharmacol.* 2005; 102: 58 - 68.
- 51.** Mimica-Dukić N, Božin B, Soković M, Mihajlović B, and Matavulj M. Antimicrobial and antioxidant activities of three *Mentha* species essential oils. *Planta Medica.* 2003; 69: 413 - 9.
- 52.** Jafarpour M, Golparvar AR and Lotfi A. Antibacterial activity of essential oils from *Thymus vulgaris*, *Trachyspermum ammi* and *Mentha aquatica* against *Erwinia carotovora* in vitro. *Journal of Herbal Drugs (An International Journal on Medicinal Herbs)* 2013; 4: 115 - 8.
- 53.** Stefanakis MK, Touloupakis E, Anastasopoulos E, Ghanotakis D, Katerinopoulos HE, and Makridis P. Antibacterial activity of essential oils from plants of the genus *Origanum*. *Food Control* 2013; 34: 539-46.
- 54.** Souza E, Stamford T, Lima E, and Trajano V. Effectiveness of *Origanum vulgare* L. essential oil to inhibit the growth of food spoiling yeasts. *Food Control* 2007; 18: 409-13.
- 55.** Al-Kalaldeh JZ, Abu-Dahab R and Afifi FU. Volatile oil composition and antiproliferative activity of *Laurus nobilis*, *Origanum syriacum*, *Origanum vulgare*, and *Salvia triloba* against human breast adenocarcinoma cells. *Nutrition Res.* 2010; 30: 271-8.
- 56.** Abe R and Ohtani K. An ethnobotanical study of medicinal plants and traditional therapies on Batan Island, the Philippines. *Journal of Ethnopharmacol.* 2013; 145: 554-65.
- 57.** Polat R, Cakilcioglu U, and Satil F. Traditional uses of medicinal plants in Solhan (Bingöl—Turkey). *Journal of Ethnopharmacol.* 2013; 148: 951-63.
- 58.** Zargari A, *Medicinal Plants*. 6th ed. Vol. 2., Tehran: Tehran University Publications. 1997, pp: 450.
- 59.** Amin Gh. *Popular Medicinal Plants of Iran*. Tehran: Tehran University of Medical Sciences. 2005, pp: 420.
- 60.** Ozturk S and Ercisli S. Antibacterial activity and chemical constitutions of *Ziziphora clinopodioides*. *Food Control* 2007; 18: 535-40.
- 61.** Carmona M, Llorach R, Obon C and Rivera D. “Zahraa”, a Unani multicomponent herbal tea widely consumed in Syria: Components of drug mixtures and alleged medicinal properties. *Journal of Ethnopharmacol.* 2005; 102: 344-50.
- 62.** Kim H and Song M-J. Analysis and recordings of orally transmitted knowledge about medicinal plants in the southern mountainous region of Korea. *Journal of Ethnopharmacol.* 2011; 134: 676-96.
- 63.** Ticktin T and Dalle SP. Medicinal plant use in the practice of midwifery in rural Honduras. *Journal of Ethnopharmacol.* 2005; 96: 233-48.
- 64.** Roosita K, Kusharto CM, Sekiyama M, Fachrurozi Y and Ohtsuka R. Medicinal plants used by the villagers of a Sundanese community in West Java, Indonesia. *Journal of Ethnopharmacol.* 2008; 115: 72-81.
- 65.** Monigatti M, Bussmann RW, and Weckerle CS. Medicinal plant use in two Andean communities located at different

- altitudes in the Bolívar Province, Peru. *Journal of Ethnopharmacol.* 2013; 145: 450 - 64.
- 66.** Bruschi P, Morganti M, Mancini M, and Signorini MA. Traditional healers and laypeople: a qualitative and quantitative approach to local knowledge on medicinal plants in Muda (Mozambique). *Journal of Ethnopharmacol.* 2011; 138: 543-63.
- 67.** Tuzlacı E and Erol M. Turkish folk medicinal plants. Part II: Eğirdir (Isparta). *Fitoterapia.* 1999; 70: 593-610.
- 68.** Tuzlacı E and Tolon E. Turkish folk medicinal plants, part III: Şile (İstanbul). *Fitoterapia.* 2000; 71: 673-85.
- 69.** Gescher K, Hensel A, Hafezi W, Derksen A, and Kühn J. Oligomeric proanthocyanidins from *Rumex acetosa* L. inhibit the attachment of herpes simplex virus type-1. *Antiviral Res.* 2011; 89: 9-18.
- 70.** Süleyman H, Demirezer LÖ, Kuruüzüm A, Banoğlu Z, Göçer F, Özbakir G and Gepdiremen A. Antiinflammatory effect of the aqueous extract from *Rumex patientia* L. roots. *Journal of Ethnopharmacol.* 1999; 65: 141-8.
- 71.** Derksen A, Hensel A, Hafezi W, Herrmann F, Schmidt TJ, Ehrhardt C, Ludwig S and Kühn J. 3-O-galloylated procyanidins from *Rumex acetosa* L. inhibit the attachment of influenza A virus. *PIOS One* 2014; 9: e110089.
- 72.** Kucekova Z, Mlcek J, Humpolicek P, Rop O, Valasek P and Saha P. Phenolic compounds from *Allium schoenoprasum*, *Tragopogon pratensis* and *Rumex acetosa* and their antiproliferative effects. *Molecules* 2011; 16: 9207-17.
- 73.** Lee N-J, Choi J-H, Koo B-S, Ryu S-Y, Han Y-H, Lee S-I and Lee D-U. Antimutagenicity and cytotoxicity of the constituents from the aerial parts of *Rumex acetosa*. *Biol. Pharm. Bull.* 2005; 28: 2158-61.
- 74.** Sun YY SX, Jin JY, Zhou ZQ, Sun SS, Wen JF, Kang DG, Lee HS, Cho KW and Jin SN. *Rumex acetosa* L. induces vasorelaxation in rat aorta via activation of PI3-kinase/Akt-AND Ca(2+)-eNOS-NO signaling in endothelial cells. *J. Physiol. Pharmacol.* 2015; 6: 907-15.
- 75.** Mudnic I, Modun D, Brizic I, Vukovic J, Generalic I, Katalinic V, Bilusic T, Ljubenkovic I and Boban M. Cardiovascular effects in vitro of aqueous extract of wild strawberry (*Fragaria vesca* L.) leaves. *Phytomedicine* 2009; 16: 462-9.
- 76.** Kanodia L and Das S. A comparative study of analgesic property of whole plant and fruit extracts of *Fragaria vesca* in experimental animal models. *Bangladesh J. Pharmacol.* 2008; 4: 35-8.
- 77.** Doumett S, Fibbi D, Cincinelli A, Giordani E, Nin S, and Del Bubba M. Comparison of nutritional and nutraceutical properties in cultivated fruits of *Fragaria vesca* L. produced in Italy. *Food Research International* 2011; 44: 1209-16.
- 78.** Gorji A. Pharmacological treatment of headache using traditional Persian medicine. *Trends in Pharmacological Sci.* 2003; 24: 331-4.
- 79.** Rashvand S. *Investigation and identification medical trees and shrubs in Qazvin province forest land.* In *First Conference of National Botanical Garden of Iran.* 2011.
- 80.** Bulut G. Folk medicinal plants of Silivri (Istanbul Turkey). *Marmara Pharm. J.* 2011; 15: 25-29.

- 81.** Bahmani M, Saki K, Ezatpour B, Shahsavari S, Eftekhari Z, Jelodari M, Rafieian-Kopaei M and Sepahvand R. Leishmaniosis phytotherapy: Review of plants used in Iranian traditional medicine on leishmaniasis. *Asian Pac. J. Trop Biomed.* 2015; 5: 695-701.
- 82.** Canbay HS, Atay E, and Oğüt S. Journal of Coastal Life Medicine. *Journal of Coastal Life Medicine* 2015; 3: 886-9.
- 83.** Ece Miser-Salihoglu E M, Akaydin G, Caliskan-Can E, Akadin S Y. Evaluation of Antioxidant Activity of Various Herbal Folk Evaluation Medicine. *FABAD J. Pharm. Sci.* 2010; 35: 59-67.
- 84.** Karami M, Mokhtari M and Sharifi E. Assessing The Effect of Hydro-alcoholic Leaf Extract of *Mespilus germanica* on the Blood levels of Glucose and Lipids in Streptozotocin Induced Diabetic Male Rats. *J.F.U.M.S.* 2014; 4: 81-90.
- 85.** Bibalani GH and Mosazadeh-Sayadmahaleh F. Medicinal benefits and usage of medlar (*Mespilus germanica*) in Gilan Province (Roudsar District), Iran. *J. Med. Plants Res.* 2012; 6: 1155-9.
- 86.** Nejad ASM, Kamkar A, Giri A and Pourmahmoudi A A. Ethnobotany and folk medicinal uses of major trees and shrubs in northern Iran. *J. Med. Plants Res.* 2013; 7: 284-9.
- 87.** Tabatabaei-Yazdi F, Alizadeh-Behbahani B, and Zanganeh H. The Comparison Among Antibacterial Activity of *Mespilus germanica* Extracts and Number of Common Therapeutic Antibiotics “In Vitro”. *Zahedan J. Res. Med. Sci.* 2015; 17 (12): e5190.
- 88.** Ahvazi M, Akbarzadeh M, Khalighi-sigaroodi F and Kohandel A. Introduce some of the Medicinal Plants Species with the most Traditional Usage in East Mazandaran Region. *J. Med. Plants* 2012; 44: 164 - 175.
- 89.** Song M-J and Kim H. Ethnomedicinal application of plants in the western plain region of North Jeolla Province in Korea. *Journal of Ethnopharmacol.* 2011; 137: 167-75.