



Benzyl adenine is more effective than potassium silicate on decreasing the detrimental effects of heat stress in pepper (*Capsicum annum* cv. PS301)

M. Taheri*, M. Haghghi

Department of Horticulture, College of Agriculture, Isfahan University of Technology, Isfahan, I. R. Iran

* Corresponding Author: marjan.taheri@ag.iut.ac.ir

DOI: 10.22099/IAR.2017.4890

ARTICLE INFO

Article history:

Received 21 January 2018

Accepted 30 June 2018

Available online 21 July 2018

Keywords:

Antioxidant content

Proline

Phenol

Flower abscission

ABSTRACT- Heat stress causes flower and fruit abscission in pepper. This study was conducted in the greenhouses of Isfahan University of Technology to evaluate the effect of foliar application of Benzyl adenine (BA) and potassium silicate (K_2SiO_3) under heat stress condition on bell pepper. Two factorial experiments based on completely randomized design with four concentrations of BA (0, 0.06, 0.6 and 6 ppm) and the second with two levels of K_2SiO_3 (0 and 5 Mm) both in two temperature treatments (25 ± 2 (optimum) $35\pm 2^\circ C$ (high temperature)) with six replicates were conducted. The results of the study indicated that the use of BA (especially 6 ppm) promoted growth parameters and increased proline, phenol and antioxidant content. Also, application of BA 6 ppm improved cell membrane stability assessed via decreasing electrolyte leakage (EL) and also reduced flower abscission in bell pepper. BA at 6 ppm increased plant height, shoot and root dry weight, proline and total phenol, root fresh weight, potassium (K) concentration and decreased flower abscission. Antioxidant content increased with heat stress in all BA levels. Results of the study indicated that fresh and dry weight of root and K concentration increased with 5 mM K_2SiO_3 . Moreover, root fresh weight and K concentration and antioxidant content increased in 5 mM K_2SiO_3 under heat stress.

INTRODUCTION

Pepper is mostly cultivated in center and south of Iran, with warm climate. Heat stress detrimentally affects the productivity of many plant species including green pepper. Heat stress affects plant growth, though heat-threshold level differs significantly at different developmental stages (Wahid et al., 2007). Bell pepper needs optimum day/night temperatures of 25/21 °C during flowering. The exposure of flowers to high temperatures leads to flower and fruit abscission and reduces yields. Temperatures above 35 °C decrease fruit set especially via decreasing the pollen viability. Pollen exposed to high temperatures normally becomes non-viable and appears to be deformed (Erickson and Markhart, 2002). Moreover, injuries due to high temperatures produced reactive oxygen species (ROS), increased fluidity of membrane lipids, inactivation of enzymes, inhibition of protein synthesis, protein degradation and loss of membrane integrity (Howarth, 2005). Furthermore, high temperature may have negative effects on photosynthesis, respiration and water relations, and also unbalanced levels of hormones and primary and secondary metabolites (Wahid et al., 2007). In order to contrast with heat stress, plants show various mechanisms, including maintenance of membrane stability, inhibiting ROS, production of antioxidants, and accumulation and adjustment of compatible solutes. All these mechanisms, which are regulated at the molecular level, enable plants to grow

under heat stress (Wahid et al., 2007). However, not all plant species and genotypes have similar abilities in coping with the heat shock.

One of the most important plant hormone groups which regulate stress condition are named cytokines (CK) (Chernyad'ev, 2009). Cytokines influence a wide range of parameters during plant growth and development (Vomacka and Pospisilova, 2003). Exogenous cytokines have been used to reduce heat stress injury. Applying CK=10 μ M reversed heat stress injury in wheat (*Triticum aestivum* L.) (Liu et al., 2002). When the roots of maize seedlings were exposed to heat stress, important activities in maize were inhibited because of reduction in internal CK levels of inhibition of maize. All these mentioned effects were strongly dependent on plant species and concentration of hormone (Vomacka and Pospisilova, 2003).

Potassium plays a basic role in a variety of plant physiological functions including photosynthesis, enzyme activation, osmoregulation, nutrient flow, and the distribution of primary metabolites (Amtmann et al., 2008). Silicon is known to effectively decrease various abiotic stresses such as heavy metal toxicities, and salinity, drought, temperature, chilling and freezing stresses (Shen et al., 2010). The key mechanisms mediated by K_2SiO_3 are alleviation of abiotic stresses in higher plants including: stimulation of antioxidant systems in plants, uptake processes (Liang et al., 2007)

and also improved lipid peroxidation, proline and H₂O₂ accumulation in spinach and tomato in stress (Shen et al., 2010) and Electrolyte Leakage (EL) reduction in heat shock in rice plants (Ma, 2004).

For this purpose, a thorough understanding of morphological and physiological responses of plants to high temperature, mechanisms of heat tolerance and possible strategies for improving crop thermotolerance is imperative. To this aim, this research intended to investigate the effect of K₂SiO₃ and BA foliar application, in order to increase thermotolerance of sweet pepper.

MATERIALS AND METHODS

Plant Material and Growth Conditions

Two factorial experiments based on completely randomized design at Research Greenhouse of Isfahan University of Technology were designed. For this purpose, seedlings of *Capsicum annum* var. *PS301* were grown in cell trays for 45 days. When seedlings had 3-4 true leaves, they were transplanted to pots with a capacity of 6 liter filled with soil, sand and compost fertilizer with the ratio of 2:2:1. Treatment applications were started after placing the transplants in the pots and with the appearance of the first flower bud. Plants were sprayed with four different concentrations of BA (BA0=0), (BA1=0.06), (BA2=0.6) and (BA3=6) ppm and two concentrations of K₂SiO₃ (Si1=0), (Si2=5) mM on the flower initiation stage. Temperature treatments were applied in controlled environment greenhouse during flower initiation and induction till 50 % of flower was opened about 14 days.

Measurements

Abscission of flowers and young fruits was counted during the experiment. Plant height and fresh and dry weight were measured. K concentration was determined by atomic absorption spectrophotometer after digestion with HCl (Murillo-Amador et al., 2007). EL was used to assess membrane permeability based on Lutts et al. (1996). Total phenolic content was determined using the Folin-Ciocalteu. The absorbance was measured at 725 nm with spectrophotometer. The results were expressed in gallic acid equivalents (mg/100 g fresh weight) using a Gallic acid (0-0.1 mg/mL) standard curve. Additional dilution was done if the absorbance value measured was over the linear range of the standard curve (Singleton et al., 1999). Proline accumulation was determined using Bates et al.'s method (1973). To determine 2, 2-diphenyl-1-picrylhydrazyl (DPPH) radical scavenging capacity of methanolic extracts obtained from sweet pepper, Sanchez-Moreno et al.'s (1998) method was used. Absorption at 515 nm was measured by

spectrophotometer. The DPPH free radical scavenging activity was computed as Follows:

$$\text{Radical scavenging activity} = \frac{A_0 - A_s}{A_0} \times 100$$

A₀ is the absorbance of the control.

A_s is the absorbance of the sample.

Statistical Analysis

Analysis of variance was performed by software Statistix (Ver.8) and comparisons of mean data were analyzed by LSD test at the 5% level (Haghighi et al., 2017).

RESULTS AND DISCUSSION

The Main Effect of Heat Stress, BA and K₂SiO₃ on Plant Parameters

It was found that fresh weight of root, plant height, fresh and dry weight of shoot decreased significantly when high temperature was applied and flower abscission increased significantly by raising the temperature from 25 to 35. The main effect of BA showed that plant height, fresh and shoot dry weight, and fresh and root dry weight were increased significantly by increasing concentrations of BA compared with the control so that in 6 ppm BA treatments plant height, dry weights of shoot and dry weights of root increased by 18, 26 and 30%, respectively. Also, it caused a decreased in the flower abscission. There was no significant change with the application of K₂SiO₃ on the plant height, fresh and dry weight of shoot and flower abscission; but, this caused the increase of 20% of fresh and dry weight of root (Table 1).

Heat stress led to a significant increase in the EL, proline, antioxidant and phenol content. On the other hand, it caused a decrease in the concentration of K in relation to the control plant. The application of BA with the concentration of 6 ppm caused the increase of 57% proline, 15% of antioxidant content and 20% of phenolic compounds. The EL decreased with the increase of BA concentration by 11% compared to the control. Proline, antioxidant content, phenol and EL did not show significant differences with the application of K₂SiO₃; but, the application of K₂SiO₃ caused the increase of 12% K concentration (Table 2).

The Interactive Effect of BA and Heat Stress on Growth and Physiological Parameters

Plant height and shoot fresh weight decreased with heat stress when BA was applied (with 0.6 and 6 ppm) and plant height increased in stress condition. The highest shoot fresh weight was in 0.6 and 6 ppm (Fig. 1a and b). Shoot dry weight decreased with heat stress and increased with 6 ppm BA even in stress condition (Fig. 1c).

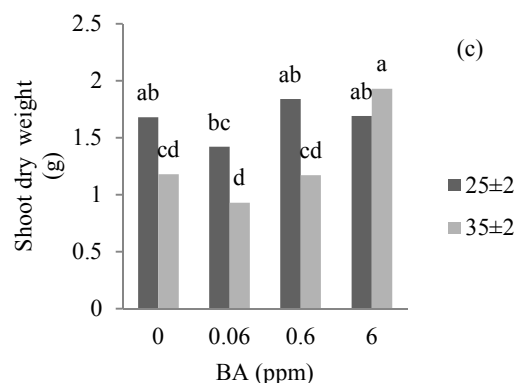
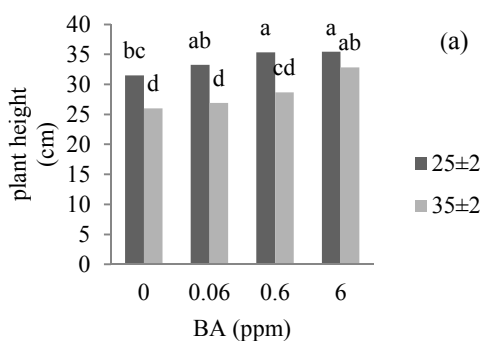
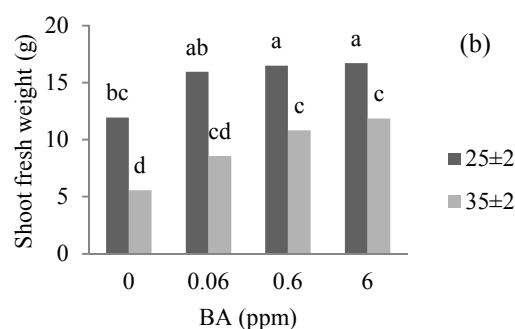
Table 1. Effects of Temperature (°C), BA (ppm), Si (mM) on morphological parameters

Temperature (° C)	Flower abscission	Root dry weight (g)	Root fresh weight (g)	Shoot dry weight (g)	Shoot fresh weight (g)	Plant height (cm)
25±2	1.96 ^b	0.33 ^a	2.77 ^a	1.66 ^a	14.06 ^a	33.87 ^a
35±2	3.21 ^a	0.33 ^a	2.44 ^b	1.30 ^b	10.42 ^b	28.60 ^b
Benzyl adenine (ppm)						
0	3.33 ^a	0.30 ^b	2.05 ^b	1.43 ^b	8.76 ^b	28.75 ^c
0.06	2.92 ^a	0.31 ^b	2.66 ^a	1.17 ^c	12.26 ^a	30.08 ^{bc}
0.6	2.17 ^b	0.34 ^{ab}	2.79 ^a	1.50 ^{ab}	13.65 ^a	32.00 ^{ab}
6	1.92 ^b	0.39 ^a	2.93 ^a	1.81 ^a	14.29 ^a	34.12 ^a
Potassium Silicate (mM)						
0	2.67 ^a	0.30 ^b	2.37 ^b	1.50 ^a	11.87 ^a	32.00 ^a
5	2.50 ^a	0.36 ^a	2.85 ^a	1.46 ^a	12.60 ^a	30.48 ^a

Table 2. Simple effects of Temperature (°C), BA (ppm), Si (mM) on physiological parameters

Temperature (° C)	EL (%)	Total phenol (ppm)	Antioxidant activity (%)	Potassium concentration (ppm)	Proline (µmol/g)
25±2	67.35 ^b	1.79 ^b	50.10 ^b	67.36 ^a	5.76 ^b
35±2	87.24 ^a	2.07 ^a	72.26 ^a	58.91 ^b	9.93 ^a
Benzyl adenine (ppm)					
0	78.94 ^a	1.93 ^b	60.84 ^{bc}	63.13 ^{ab}	7.91 ^b
0.06	84.23 ^a	1.82 ^b	51.87 ^c	58.24 ^b	5.70 ^c
0.6	75.89 ^{ab}	1.65 ^b	61.81 ^{ab}	66.05 ^a	5.35 ^c
6	70.13 ^b	2.33 ^a	70.20 ^a	65.13 ^a	12.43 ^a
Potassium Silicate (mM)					
0	74.85 ^a	2.05 ^a	60.32 ^a	59.39 ^b	8.10 ^a
5	79.74 ^a	1.81 ^a	62.04 ^a	66.88 ^a	7.59 ^a

Root fresh and dry weight decreased in the same trend in heat stress when BA did not apply. Root fresh and dry weight was the same as that of the control in 0.06 and 0.6 BA in stress condition. Root growth showed a different trend in 6 ppm BA. Fresh root weight decreased with heat stress but its dry weight increased (Fig. 1d and e). Flower abscission increased with heat stress even with BA application, the lowest abscission was 0.6 and 6 ppm BA. In stress condition, the lowest abscission was seen in 0.6 and 6 ppm BA too (Fig. 1f).



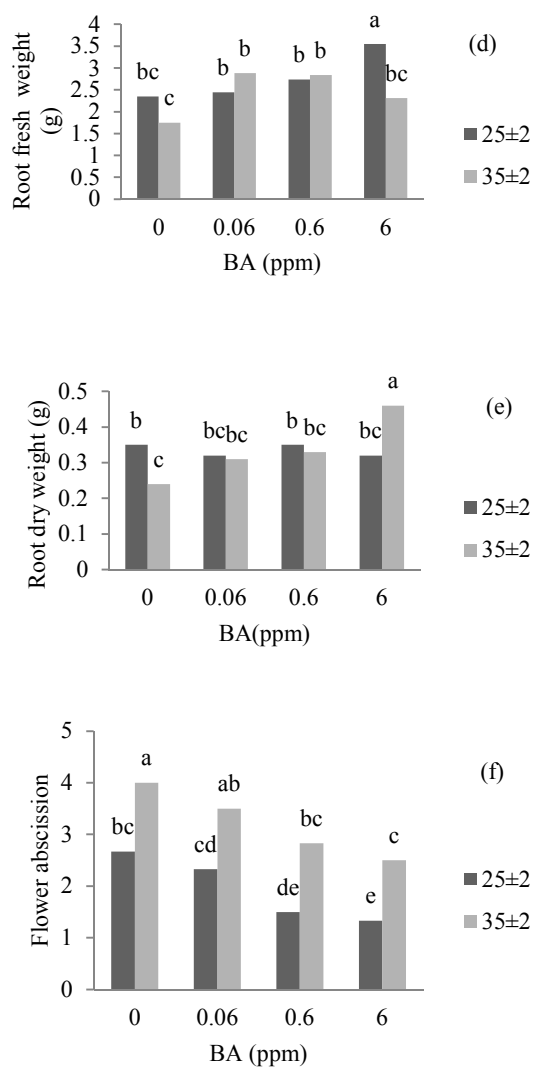


Fig. 1. Interaction between BA (ppm) and temperature on plant height (a), shoot fresh weight (b), shoot dry weight (c), root fresh weight (d), root dry weight (e), flower abscission (f)

Growth characteristics showed that 0.6 and 6 ppm BA was the same in most growth parameters. Height 10.26%, shoot fresh weight 94.07%, root fresh weight 62.28%, root dry weight 37.5% increased and abscission 29.25% decreased in 0.6 ppm BA, respectively. Therefore, regarding growth parameters, it could be concluded that 0.6 ppm BA can decrease the deleterious effect of heat stress. EL and antioxidant content increased with heat stress in all BA levels (Fig 2a and b). Proline content increased with heat stress in all BA levels except in 0.6 ppm which has not changed significantly (Fig 2c). Total phenol increased with heat stress when BA was applied and did not change significantly in 0.6 BA in stress condition (Fig 2d).

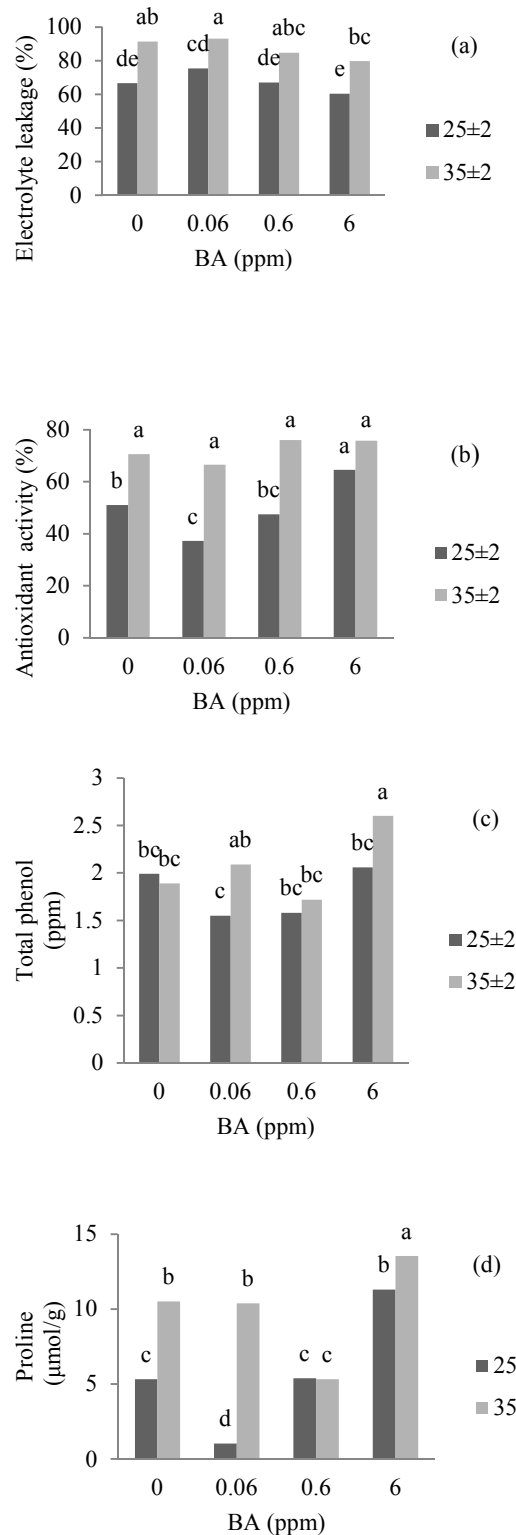


Fig. 2. Interaction between BA (ppm) and temperature on EL (a), antioxidant content (b), proline (c), total phenol (d)

K concentration did not change with 0.6 and 0.06 ppm BA significantly while it decreased in other treatments except in 0.6 ppm (Fig. 3).

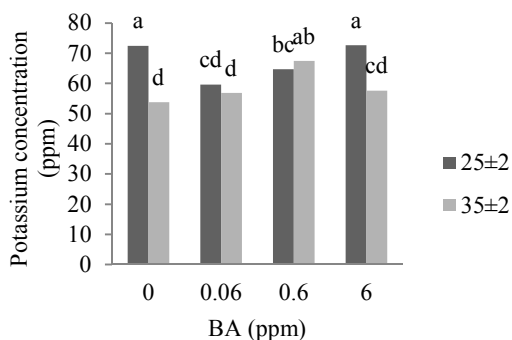


Fig. 3. Interaction between BA (ppm) and temperature on K concentration

The Interactive Effect of K₂SiO₃ and Heat Stress on Growth and Physiological Parameters

Plant height decreased in heat stress and did not change significantly when K₂SiO₃ was applied (fig. 4a). Shoot fresh and dry weight decreased with heat stress in both levels of K₂SiO₃ (Fig. 4b and c). Root fresh weight decreased in heat stress and did not change significantly when K₂SiO₃ was applied (fig 4d). Root dry weight did not change significantly in all treatments (data were not shown).

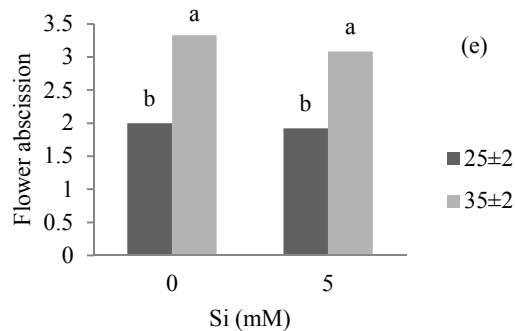
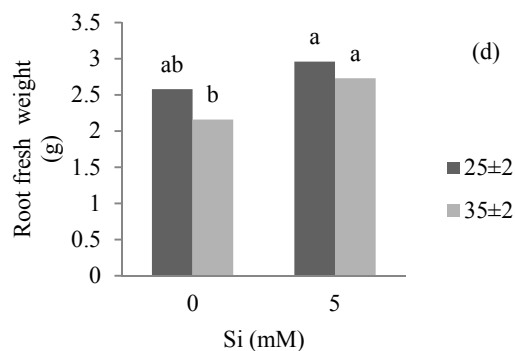
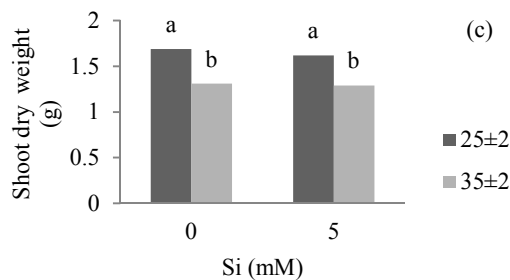
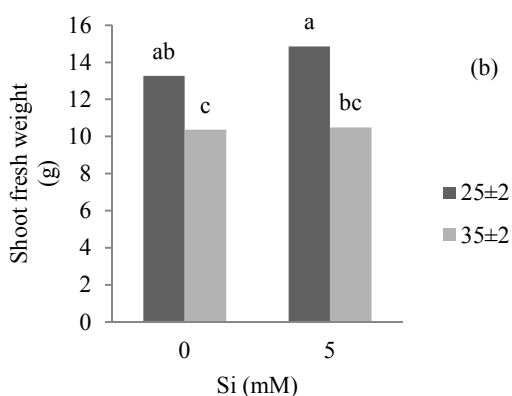
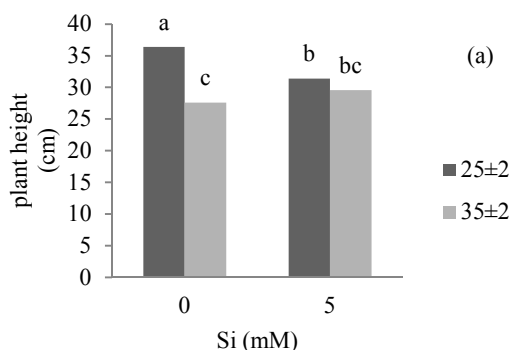
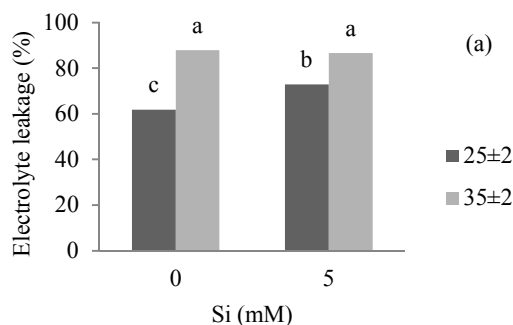


Fig. 4. Interaction between K₂SiO₃ (mM) and temperature on plant height (a), shoot fresh weight (b), shoot dry weight (c), root fresh weight (d), flower abscission (e)

Flower abscission (Fig. 4e), EL, antioxidant content and proline increased in both levels of K₂SiO₃ when heat stress was applied (Fig. 5a, b and c). Total phenol increased with heat stress although it was not significant in either level of K₂SiO₃ (Fig. 5d).



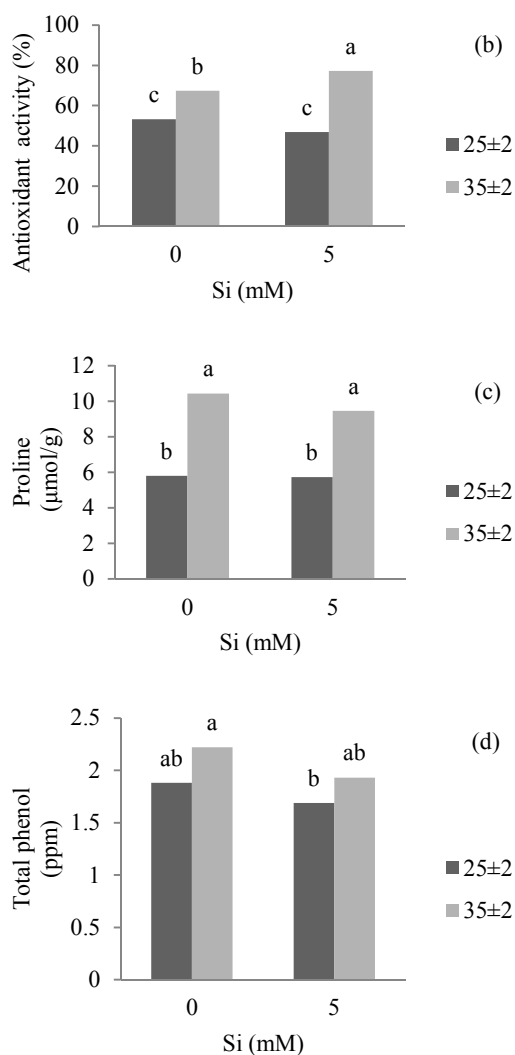


Fig. 5. Interaction between K_2SiO_3 (mM) and temperature on EL (a), antioxidant content (b), proline (c), total phenol (d)

K concentration decreased in stress condition in both K_2SiO_3 levels, but the decline in concentration of 5 mM was less than 0 mM (Fig. 6).

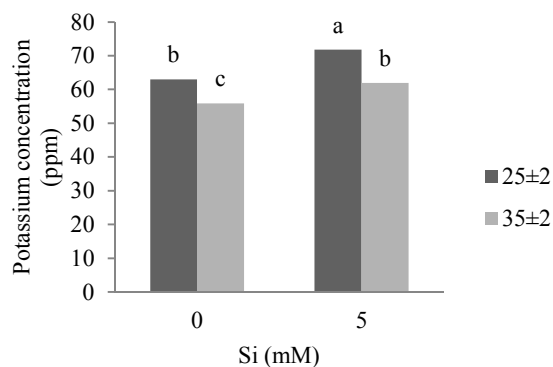


Fig. 6. Interaction between K_2SiO_3 (mM) and temperature on K concentration

The Effect of Heat Stress on Plant Parameters

The effect of heat stress on plant growth depends on intensity and length of stress, plant species and growth stage of the plant. The reduction of photosynthesis and carbohydrate increase in growth inhibitor substances and the reduction of hormones; reduced metabolism and leaf surface reduction are probably the major factors that reduce the growth characteristics (Haroun et al., 2011; Wahid et al., 2007), and therefore the reduction of photosynthesis could be named as limiting factors of the shoots growth during the stress conditions (Bhatt and Srinivasa-Rao, 2005). Inhibition of root growth could be related to the reduction of roots tips/apex expansion mainly because cell walls of plant become hardened. Greenhouse and Growth chamber studies showed that the most harmful effect on the flower abscission happens when the high temperatures are coupled with the appearance of first flower bud. That vary in different plants according to their cultivars and therefore, they respond differently to it (Wahid et al., 2007). It was seen that in pepper, increasing temperature in flower initiation increased abscission too.

In addition to tissue dehydration, heat stress may also induce oxidative stress such as the production of reaction oxygen species that cause cell damage (Liu and Huang, 2005). According to the finding of Xu et al. (2006), reactive oxygen species cause membrane lipid peroxidation and increase membrane fluidity, thus often causes loss of semipermeable membrane and changes in its operation and also increased EL. In this study, it was observed that antioxidant content significantly increased commensurate with temperature (Rodriguez et al., 2016). Probably changes in antioxidant substances can be affected by metabolic changes due to temperature. Also, induction of proline due to heat stress by Goyal and Asthir (2010) has been reported. As a result, due to its role in osmotic adjustment, preserving enzyme, cell membrane stability and, turgor cell protection, increasing accumulation can lead to increased various stress tolerance (Ashraf and Foolad, 2007). One of the non-enzymatic defense mechanisms to deal with induce oxidative stress in plants is the accumulation of phenolic compounds. Phenolic compounds act as free radical receivers and cause plants to resist induced oxidative stress. According to Rivero et al. (2001), heat stress causes the production and accumulation of phenolic compound in watermelon and prevention of oxidation. Phenolic accumulation might be due to oxidation reaction reduction or stimulating the production of Glutamate or increasing protease enzyme activity. In the present experiment, it was observed that with increased temperature, K accumulation was significantly decreased. Based on hormonal changes in plants under heat stress, it can be assumed that the changes in the ABA and ethylene level would be called stress hormones. This two hormones act as signals in many physiological processes (Larkindale and Huang, 2005). When plants encountered environmental stresses, ABA concentration increased. ABA prevents α -Amylase activity and prevents the conversion of starch to sugar. Finally, it prevents K absorption by stomatal cells.

The Effect of BA on Heat Stress

Different reports were given on the stimulating or inhibitory actions of CK in different processes, like the growth of roots and shoots, control of apical dominance in shoot and control of leaf senescence (Werner et al., 2001). These results are in agreement with those reported by Abdel-Aziz et al. (2007) that BA causes the increase in the number of shoots, fresh and dry weight of shoot and root in the croton plant. BA led to a significant increase in the amount of total soluble solids and soluble carbohydrates and therefore this led to the turgor and increase in plant growth and finally, increase in plant's weight. Also, the increase in the cell's volume and the adjustment of osmotic potential led to an increase in fresh weight of plant. Furthermore, the application of BA led to a general significant increase in the sugar beet leaf weight and leaf surface and also increase in the growth characteristics and flower induction and development on Tomato plants (Haroun et al., 2011). Moreover, Ryloott and Smith (1990) stated that the application of CK on flowers led to the active cell division, and thus caused the assimilation absorption from other plant parts to the new developing flower buds. The application of BA on the orchid flower led to an increase in diameter of flower (Blanchard and Runkle, 2008). Hare et al. (1997) concluded that the application of CK causes a rapid recovery of plant in the confrontation of heat stress. Furthermore, it was reported that the application of BA on the maize shoot led to the increase in heat tolerance and maize kernel dry weight (Hare et al., 1997). With similar results, Liu et al. (2002) also reported the rising effect of CK on the growth characteristics of bentgrass (*Agrostis palustris* L.) under the heat stress.

Plants responses to plant growth regulator could be due to plant species, variety, plant age, environmental condition, physiological and nutritional status and hormone balance is different. In this study, unlike the BA role in maintaining the integrity of membrane, an increase in EL was seen in plants under heat stress compared with the control plants, which was possibly related to the hormone density levels than stress intensity. Effects expressed about the effects of CK is likely due to increased cell division and cell enlargement and thus prevent aging (Liu et al., 2002). In addition, in this study, similar to the conducted test on *Mesembryanthemum crystallinum*. L. (Thomas et al., 1992), it was shown that CK such as BA is so under stress and lack of stress causes an increase in the accumulation of proline. Proline is also effective to increase Antioxidant content (Amirjani, 2010). Also, this finding is in line with DiCosmo and Towers' (1984) test results which showed that the density and type of growth regulators affect the production rate and the secretion of phenolic compound in vitro condition. Available information indicates that some molecules may increase the cell Antioxidant content (Wahid et al., 2007). Also, Nguyen et al. (2010) have confirmed the

positive relationship between the content of phenolic compounds and accumulation of antioxidant content. Eid and Abou-Leila (2006) found the same results in croton plant as they showed spraying plants with different BA, increases the concentration of mineral elements such as K⁺ in comparison with the control plant. According to the information obtained, it is expected that changes in the concentration of elements in tomato stems and roots in response to different treatments of BA are related to its effect on the protein synthesis of membrane (Haroun et al., 2011). But, according to the results of this study, concentrations of BA did not change significantly on K concentrations.

The Effect of K₂SiO₃ on Heat Stress

Wang and Galletta (1998) reported that spraying K₂SiO₃ solution on strawberry led to the increase in plant growth and a significant increase in the root dry material of the treatment plant than the control. Furthermore, Ma (2004) observed the beneficial effects of Silicon (Si) on the plants under stress. Silicone improves the growth under stress condition (Eraslan et al., 2008). Most of the important effects of Silicon appear from the sediment in leaf, shoot and skin, which var among the plant species (Ma, 2004). One of the obvious effects of K on the resistance to the heat stress can be the adjustment of Osmotic potential, hydraulic conductivity of plant and making change in the water absorption of the plant. Moreover, K is very necessary for transferring the photosynthetic assimilations in the root growth.

According to Kamenidou et al. (2010), K₂SiO₃ had a positive impact on the concentration of K in plant. K uptake is probably due to the increasing activity of the root plasma membrane pump ATP ase H⁺ by silicon (Pei et al., 2009). K is a very important element in maintaining water balance, turgor creating pressure and opening and closing of stomata and accumulation and transfer produced carbon hydrate and causes more tolerance to stress condition. Silicate had no influence on other physiological parameters, which can be attributed to insufficient concentration of K₂SiO₃ or the usage of SI in this experiment, and duration of experiment and variety and plant condition.

CONCLUSIONS

All in all, it can be concluded that it seems that K₂SiO₃ is less efficient compared with BA in decreasing harmful effects of heat stress. Applying 0.6 ppm BA, compared with K₂SiO₃, improved height 10.26%, shoot fresh weight 94.07%, root fresh weight 62.28%, root dry weight 37.5% and decreased abscission 29.25%, respectively. Stress indices like antioxidant content, prolin and phenol increased with heat stress.

- Abdel Aziz, F. E., El Quesni, E. M., & Farahat, M. M. (2007). Response of vegetative growth and some chemical constituents of *Syngonium podophyllum* L. to foliar application of thiamin, ascorbic acid and kinetin at Nurbaria. *World Journal of Agricultural Sciences*, 3, 301-305.
- Amirjani, M. R. (2010). Effect of salinity stress on growth, mineral composition, proline content, and antioxidant enzymes of soybean. *American Journal of Plant Physiology*, 5, 350-360.
- Amtmann, A., Troufflard, S., & Armengaud, P. (2008). The effect of potassium nutrition on pest and disease resistance in plants. *Physiologia Plantarum*, 133, 682-691.
- Ashraf, M., & Foolad, M. R. (2007). Roles of glycine betaine and proline in improving plant abiotic stress resistance. *Environmental and Experimental Botany*, 2, 206-216.
- Bates, L. S., Waldren, R. P., & Teare, I. D. (1973). Rapid determination of free proline for water-stress studies. *Plant and Soil*, 39(1), 205-207.
- Bhatt, R. M., & Srinivasa Rao, N. K. (2005). Influence of pod load on response of okra to water stress. *Indian Journal of Plant Physiology*, 10, 54-59.
- Blanchard, M. G., & Runkle, E. S. (2008). Benzyladenine promotes flowering in *Doritaenopsis* and *Phalaenopsis* orchids. *Journal Plant Growth Regulation*, 27(2), 141-150.
- Chernyad'ev, I. (2009). The protective action of cytokinins on the photosynthetic machinery and productivity of plants under stress (review). *Applied Biochemistry and Microbiology*, 45(4), 351-362.
- DiCosmo, F., & Towers, G.H.N. (1984). Stress and secondary metabolism in cultured plant cells. In *Phytochemical Adaptations to Stress*, 97-175.
- Eid, R., & Abou Leila, B. H. (2006). Response of croton plants to gibberellic acid, Benzyl adenine and ascorbic acid application. *World Journal of Agricultural Sciences*, 2, 174-179.
- Eraslan, F., Inal, A., Pilbeam, D. J., & Gunes, A. (2008). Interactive effects of salicylic acid and silicon on oxidative damage and antioxidant activity in spinach (*Spinacia oleracea* L. cv. *Matador*) grown under boron toxicity and salinity. *Plant Growth Regulation*, 55, 207-219.
- Erickson, A. N., & Markhart, A. H. (2002). Flower developmental stage and organ sensitivity of bell pepper (*Capsicum annuum* L.) to elevated temperature. *Plant, Cell & Environment*, 25(1), 123-130.
- Goyal, M., & Asthir, B. (2010). Polyamine catabolism influences antioxidant defense mechanism in shoots and roots of five wheat genotypes under high temperature stress. *Plant Growth Regulation*, 1, 13-25.
- Haghighi, M., Mohammadnia, S., Attai Z., & Pessarakli, M. (2017). Effects of mycorrhiza inoculation on cucumber growth irrigated with saline water. *Journal of Plant Nutrition*, 40(1), 127-137.
- Hare, P. D., Cress, W. A., & VanStaden, J. (1997). The involvement of cytokinins in plant responses to environmental stress. *Plant Growth Regulation*, 23(1-2), 79-103.
- Haroun, S. A., Shukryshy, W. M., Abbas, M. A., & Mowafy, A. M. (2011). Growth and physiological responses of *Solanum lycopersicum* to atonik and Benzyl adenine under vernalized conditions. *Journal of Ecology and The Natural Environment*, 3(9), 319-331.
- Howarth, C. J. (2005). Genetic improvements of tolerance to high temperature. In Ashraf M., and Harris P.J.C. (Eds.), *Abiotic stresses-plant resistance through breeding and molecular approaches* (pp. 277-300). New York: Haworth Press.
- Kamenidou, S., Cavins, T. J., & Marek, S. (2010). Silicon supplements affect floricultural quality traits and elemental nutrient concentrations of greenhouse produced gerbera. *Scientia Horticulturae*, 123, 390-394.
- Larkindale, J., & Huang, B. (2005). Effects of abscisic acid, salicylic acid, ethylene and hydrogen peroxide in thermotolerance and recovery for creeping bentgrass. *Plant Growth Regulation*, 47(1), 17-28.
- Liang, Y., Sun, W., Zhu, Y. G., & Christie, P. (2007). Mechanisms of silicon-mediated alleviation of abiotic stresses in higher plants: a review. *Environmental Pollution*, 147(2), 422-428.
- Liu, X., Huang, B., & Banowetz, G. (2002). Cytokinin effects on creeping bentgrass responses to heat stress. *Crop Science*, 42(2), 457-465.
- Liu, X., & Huang, B. (2005). Root physiological factors involved in cool-season grass response to high soil temperature. *Environmental and Experimental Botany*, 53(3), 233-245.
- Lutts, S., Bouharmont, J., & Kinet, J. M. (1996). NaCl-induced senescence in leaves of rice (*Oryza sativa* L.) cultivars differing in salinity resistance. *Annals of Botany-London*, 78(3), 389-398.
- Ma, J. F. (2004). Role of silicon in enhancing the resistance of plants to biotic and abiotic stresses. *Soil Science and Plant Nutrition*, 50(1), 11-18.
- Murillo Amador, B., Yamada, S., Yamaguchi, T., Rueda Puente, E., Avila Serrano, N., Garcia Hernandez, J. L., Lopez Aguilar, R., Troyo Dieguez, E., & Nieto Garibay, A. (2007). Influence of calcium silicate on growth, physiological parameters and mineral nutrition in two legume species under salt stress. *Journal of Agronomy and Crop Science*, 193(6), 413-421.
- Pei, Z. F., Ming, D. F., Liu, D., Wan, G. L., Geng, X. X., Gong, H. J., & Zhou, W. J. (2009). Silicon Improves the Tolerance to Water-Deficit Stress Induced by Polyethylene Glycol in Wheat (*Triticum aestivum* L.) Seedling. *Journal Plant Growth Regulation*, 29(1), 106-115.
- Nguyen, P. M., Kwee, E. M., & Niemeyer, E. D. (2010). Potassium rate alters the antioxidant capacity and phenolic concentration of basil (*Ocimum basilicum* L.) leaves. *Food Chemistry*, 123(4), 1235-1241.
- Rivero, R. M., Ruiz, J. M., Garcia, P. C., Lopez Lefebvre, L. R., Sanchez, E., & Romero, L. (2001). Resistance to cold and heat stress: accumulation of phenolic compounds in tomato and watermelon plants. *Plant Science*, 160(2), 315-321.
- Rodriguez, K., Ah Hen, K. S., Vega Galvez, A., Vasquez, V., Quispe, I., Rojas, P., & Lemuns Mondaca, R. (2016). Changes in bioactive components and antioxidant capacity of maqui, *Aristoteliachilensis* [Mol] Stuntz, berries during drying. *LWT-Food Science Technology*, 65, 537-542.
- Rylott, P. D. & Smith M. L. (1990). Effect of applied plant growth substances on pod set in broad beans (*Vicia faba* var. *major*). *The Journal of Agricultural Science*, 114, 41-47.
- Sanchez Moreno, C., Larrauri, J. I., & Saura Calixto, F. A. (1998). A procedure to measure the antiradical efficiency of polyphenols. *Journal of the Science of Food and Agriculture*, 76, 270-276.
- Shen, X., Zhou, Y., Duan, L., Li, Z., Eneji, A. E., & Li, J. (2010). Silicon effects on photosynthesis and antioxidant

Archive of SID

- parameters of soybean seedlings under drought and ultraviolet-B radiation. *Journal of Plant Physiology*, 167(15), 1248-1252.
- Singleton, V. L., Orthofer, R., & Lamuela Raventos, R. M. (1999). Analysis of total phenol and other oxidation substrates and antioxidants by means of Folin-Ciocalteu agent. *Methods in Enzymology*, 299, 152-178.
- Stoller, J., Liptay, A., & Salzman, R. (2012). Composition and method for stress mitigation in plants. *U.S. Patent Application*, 13/429, 014.
- Thomas, J. C., McElwain, E. F., & Bohnert, H. J. (1992). Convergent Induction of Osmotic Stress-Responses' Abscisic Acid, Cytokinin, and the Effects of NaCl. *Plant Physiology*, 100, 416-423.
- Vomacka, L., & Pospisilova, J. (2003). Rehydration of sugar beet plants after water stress: effect of cytokinins. *Biologia Plantarum*, 46(1), 57-62.
- Wahid, A., Gelani, S., Ashraf, M., & Foolad, M. R. (2007). Heat tolerance in plants: an overview. *Environmental and Experimental Botany*, 61(3), 199-223.
- Wang, S. Y., & Galletta, G. J. (1998). Foliar application of potassium silicate induces metabolic changes in strawberry plants. *Journal of Plant Nutrition*, 21(1), 157-167.
- Werner, T., Motyka, V., Strnad, M., & Schmulling, T. (2001). Regulation of plant growth by cytokinin. *Proceeding of the National Academy Sciences*, 98 (18), 10487-10492.
- Xu, S., Li, J., Zhang, X., wei, H., & Cui, L. (2006). Effects of heat acclimation pretreatment on changes of membrane lipid peroxidation, antioxidant metabolites, and ultrastructure of chloroplasts in two cool-season turfgrass species under heat stress. *Environmental and Experimental Botany*, 56(3), 274-285.



بنزیل آدنین نسبت به سیلیکات پتاسیم در کاهش اثرات مضر تنش گرما بر فلغل موثرتر است

مرجان طاهری*، مریم حقیقی

گروه باغبانی، دانشکده کشاورزی، دانشگاه صنعتی اصفهان، اصفهان، ج. ا. ایران

*نویسنده مسئول

اطلاعات مقاله

تاریخچه مقاله:

تاریخ دریافت: ۱۳۹۶/۱۱/۱

تاریخ پذیرش: ۱۳۹۷/۴/۹

تاریخ دسترسی: ۱۳۹۷/۴/۳۰

واژه‌های کلیدی:

محتوای آنتی‌اکسیدان

پرولین

فنول

ریزش گل

چکیده- تنش گرما موجب ریزش گل و میوه در فلغل می‌گردد. این پژوهش در گلخانه‌های دانشگاه صنعتی اصفهان به منظور ارزیابی تاثیر کاربرد برگی بنزیل آدنین (BA) و سیلیکات پتاسیم (K_2SiO_3) تحت شرایط تنش گرما بر فلغل دلمه‌ای انجام شد. دو آزمایش فاکتوریل بر اساس طرح کاملا تصادفی با چهار غلظت BA (۰، ۰/۰۶، ۰/۰۶ و ۰/۰۶ پی پی ام) و دومین بار با دو سطح K_2SiO_3 (۰ و ۵ میلی‌مولار) در دو تیمار دمایی (پتیمم 25 ± 2) و دمای بالا (35 ± 2) با شش تکرار انجام شد. نتایج پژوهش نشان داد که استفاده BA (بخصوص غلظت ۰/۰۶ پی پی ام) فاکتورهای رشد را بهبود می‌بخشد، پرولین، میزان فنول و محتوای آنتی‌اکسیدان را افزایش می‌دهد. همچنین کاربرد BA با غلظت ۰/۰۶ پی پی ام پایداری غشا سلولی را بهبود می‌بخشد یا نشت یونی را در فلغل دلمه‌ای را کاهش می‌دهد و همچنین ریزش گل را کاهش می‌دهد. بنابراین کاربرد BA اثر منفی تنش گرما را کاهش می‌دهد. BA با غلظت ۰/۰۶ پی پی ام، ارتفاع گیاه و ریزش گل را بهبود می‌بخشد، کاهش وزن تر و خشک شاخساره و ریشه، پرولین و فنول کل را کاهش می‌دهد. وزن تر ریشه و غلظت پتاسیم را افزایش و ریزش گل را کاهش می‌دهد. محتوای آنتی‌اکسیدان با تنش گرما در همه سطوح BA افزایش می‌یابد. نتایج پژوهش نشان می‌دهد که وزن تر و خشک ریشه و غلظت پتاسیم با غلظت سیلیکات پتاسیم ۵ میلی-مولار افزایش می‌یابد. همچنین، در غلظت ۵ میلی‌مولار سیلیکات پتاسیم، وزن تر ریشه و غلظت پتاسیم بهبود و محتوای آنتی‌اکسیدان تحت تنش گرما افزایش می‌یابد.