

# The Effect of *Ziziphora clinopodioides* Essential Oil and Nisin on Chemical and Microbial Characteristics of Fish Burger During Refrigerated Storage

**Shahinfar, Reza; Khanzadi, Saeid\*<sup>+</sup>**

Department of Food Hygiene and Aquaculture, Faculty of Veterinary Medicine,  
Ferdowsi University of Mashhad, Mashhad, I.R. IRAN

**Hashemi, Mohammad**

Departments of Nutrition, Faculty of Medicine, Mashhad University of Medical Sciences, Mashhad, I.R. IRAN

**Azizzadeh, Mohammad**

Department of Clinical Science, Faculty of Veterinary Medicine, Ferdowsi University of Mashhad,  
Mashhad, I.R. IRAN

**Boston, Aram**

Food Nanotechnology Department, Research Institute of Food Science and Technology (RIFST),  
Mashhad, I.R. IRAN

**ABSTRACT:** *Ziziphora clinopodioides* is from the genus of *Ziziphora* and family of *Lamiaceae*, which grows in Iran and Turkey. This study was conducted to preserve the chemical and microbial quality of trout fish burger during storage using *Ziziphora clinopodioides* essential oil (ZEO) individually and in combination with nisin. Firstly, the chemical composition of ZEO was determined using GC-MS analysis. Different treatments of trout fish burger were formulated using ZEO and nisin as natural preservatives, stored in refrigerator for 20 days and were analyzed for chemical (pH and Total Volatiles Base-Nitrogen (TVB-N)) and microbial (total viable count, psychotropic counts, Enterobacteriaceae count and *Pseudomonas* spp count) characteristics at 5-day intervals. The Results indicated a yield of 1% (w/w) for ZEO isolation and Pulegone (40.09%), Menthone (13.76%) and Isomenthone (12.31%) were identified as the major components of phytochemicals of ZEO. According to the obtained results combination of ZEO and nisin had the strongest effect on chemical and microbial quality of fish burger; however, their individual use had significant effects on preserving the chemical and microbial quality of fish burger as well. based on results of this study, formulation of ZEO and Nisin in fish burger especially in combinations can prolong its shelf life and control chemical and microbial changes during storage at 4 °C.

**KEYWORDS:** Chemical composition; Chemical quality; Fish burger; Total volatile base nitrogen; *Ziziphora clinopodioides*.

---

\* To whom correspondence should be addressed.

+ E-mail: [khanzadi@um.ac.ir](mailto:khanzadi@um.ac.ir)

1021-9986/2017/5/65-75

10/\$/6.00

## INTRODUCTION

Fishery products can form a very nutritious part of man's diet and contribute to children's proper growth and humans heart health [1]. Microbial spoilage, as one of the main causes of spoilage, declines the shelf life of fish meat and other fishery products [2, 3]. The changing factors of the composition and the spoilage microflora of fish burger are including 1) the natural microflora of fish and another component of fish burger, 2) cooking methods 3) microbial contamination during production, and 4) kind of using preservatives, storage conditions and temperature. In recent years, researchers have focused on controlling foods from chemical and microbial spoilage using new techniques to increase the shelf life of food products. Increasing the concentration of these essential oils decreased the logarithm of the number of microorganisms. Essential oils showed inhibitory effect on *Salmonella spp*[4]. The essential oils of *Mentha spicata* and *Mentha pulegium* in low concentrations have an antimicrobial effect on spoilage yeast and can improve the sensory properties of Doogh[5, 6]. Various plants extract and essential oils, are used as preservatives in different products, due to being healthy and natural; because these components are accepted by consumers and have antimicrobial and antioxidant activities to preserve food products [7]. A safe and acceptable approach to increase the safety and shelflife of tropical foods is the use of essential oils [8].

*Ziziphora clinopodioides* is known by the local name of mountain *kakoty*, it is a genus of *Ziziphora*, a family of the Lamiaceae, which grows in Iran and Turkey. The genus of *Ziziphora* consists of four species, including *Z. clinopodioides* Lam, *Z. capitata* L, *Z. tenuior* L and *Z. persica*. *Ziziphora clinopodioides* is a perennial plant with stemmy bushes, short stem (5-16 cm) and thin, sharp leaves [8]. Previous studies have identified its major phenolic compounds such as *pulegone*, *1,8-cineole*, *thymol*, *carvacrol* and *limonene* [9]. Generally, in the Iranian folk medicine, healing properties of this plant have been used for flu disease, wound heal, carminative effects, treatment of stomach tonic and its other effects such as antibacterial, anthelmintic, antifungal and antiviral properties [8]. Traditionally, this plant has been powdered and was used in meat and dairy products especially yogurt to enhance their flavor and aroma in different areas of Iran for a long time [10].

*Nisin* is a small, cationic, hydrophobic antimicrobial peptide (AMPs) and well-known bacteriocin with 34 amino acids. It can inhibit the growth of some Gram-negative bacteria [11] and has inhibitory effect to growing a broad spectrum of Gram-positive bacteria; therefore, it has been applied industrially in various food products [12]. Commercial *Nisin* is produced by *Lactococcus lactis* subspecies *lactis* [13] and is declared as a GRAS (generally recognized as safe) substance by the Food and Drug Administration (FDA) [14].

There are few studies about the application of different Essential Oils(EOs) and *Nisin* as natural preservatives in fishery products especially fish burgers[15, 16]. It is important to evaluate the effect of natural preservatives in fish product in order to extend their shelf life; however, ZEO has never been used as the preservative in the component of fish burger and it is the first time that it is used for shelf life extension of the fish burger. Thus, the present study aimed to investigate 1) the chemical composition of ZEO 2) the ability of ZEO and nisin to control chemical and microbial changes of fish burger and extend its shelf life.

## EXPERIMENTAL SECTION

### *Essential Oil Extraction and Analysis:*

Isolation and analysis of ZEO were performed by the Hydro distillation method. The Clevenger type apparatus was utilized to extract essential oil of dried aerial parts, collected during the flowering stage from the Mountains of *Bojnourd* County in North Khorasan province of Iran, identified by the Herbarium of Iranian Institute of Medicinal Plant in Alborz province. Plant material was distilled with water for 4 hours according to technique was used by A. Ehsani *at al.* 2016 [18]. The obtained ZEO was dehydrated by sodium sulfate, filtrated and stored at 4 °C until further analysis. The composition of the essential oil was determined by Gas Chromatography and coupled with Mass Spectrometry (GC-MS) described previously according to the method [18]. *Nisin* was purchased from Sigma-Aldrich Chemical Co. (St. Louis, USA) and dissolved (50 mg) in 5 ml hydrochloric acid (0.02 mol/L) to provide standard solutions 200 IU/g. All culture media such as Plate Count Agar (PCA), *Pseudomonas* Agar Base supplemented with CFC, Violet Red Bile Glucose Agar (VRBG agar) and chemical material such as Butanol, Methanol, Chloroform, were purchased from Merck Company (Merck, Darmstadt, Germany).

Table 1: List of combinations and treatments.

	Treatment	Description
A	Control	Without Nisin and EO
B	Addition of ZEO	0.25% (w/w)
C	Addition of ZEO	0.50% (w/w)
D	Addition of ZEO	1% (w/w)
E	Addition of Nisin	200 IU/g
F	Addition of ZEO	200 IU/g plus ZEO 0.25% (w/w)
G	Addition of ZEO	200 IU/g plus ZEO 0.50% (w/w)
H	Addition of ZEO	200 IU/g plus ZEO 1% (w/w)

### Sample Preparations

Fresh rainbow trout's (average weight and length: 300-400 g and 250 mm) were purchased from an aquaculture farm of *Bojnourd* County, Iran and transferred in ice boxes to the laboratory at North Khorasan Branch of Academic Center for Education, Culture and Research (NK-ACECR). At the first, all fresh fish were beheaded, gutted and washed. Then, they were disbanded, filleted and minced by a meat mincer with a pore size of 1.0 mm. Fish burgers were formulated regarding the following method [19]: 6% corn flour, 0.2% garlic powder, 4% wheat flour, 0.6% sugar, 1.2% salt and 0.2% onion powder were added with 87.8% fresh minced fish flesh and mixed well. The formulated fish burger was divided into eight equal sample portions as treatments which are shown in Table 1. Then, a sample of each group was separately mixed until a homogeneous distribution was obtained.

50 g of each mixture was placed on the plastic, pressed by hamburger press machine, frozen at -18 °C for two hours and was stored in the refrigerator (4°C) for 20 days. Fish burgers were formed to 11 cm diameter and 0.8 cm thickness. Then the samples were analyzed periodically on days 0, 5, 10, 15 and 20 for Total Viable Count (TVC), *psychotropic* count, total Enterobacteriaceae count and *Pseudomonas* spp count as well as chemical parameters such as TVB-N and pH values.

### Chemical Analysis

Determination of Total Volatiles Base Nitrogen materials (TVB-N) was performed by *Kjeldahl* apparatus according to the method previously was described by *Pikul* 1989 [20] (Gerhardt company-Germany).

In this method after MgO addition into the homogenized samples flask containing the aqueous solution of boric acid of 3% concentration as well as indicator (produced by dissolving 0.1 g methyl red and 0.1 g methylene blue in 100 ml absolute ethanol) was utilized to collect the distillate. To determine TVB-N values, the boric acid solution was titrated using 0.05 M sulphuric acid solution. Results have been expressed in milligram of nitrogen per 100 g of sample. Measurement of pH value was performed by a pH meter (model 780; Metrohm, Switzerland) as well, according to the Iran national standard No 1028-1386 [19, 18].

### Microbiological Analysis

An amount of 10 g of samples from each treatment was weighted and aseptically transferred to sterile tubes containing 90 mL sterile peptone water (0.1% w/w) and homogenized for 3 min. For microbial enumeration, 10 µl of serial dilutions of homogenates was spread on specific agar plates using drop plate technique [21, 22]. Total Viable Counts (TVC) were determined by Plate Count Agar after incubation at 30 °C for 48 h [23] ). To enumerate the *Pseudomonas* spp., plates containing *Pseudomonas* Agar Base with Cetrimid, Fucidin, Cephalosporin (CFC) supplement were incubated at 25°C for 72 h [23]. Total *enterobacteriaceae* counts were enumerated by violet red bile agar and the plates were incubated at 30 °C for 24 h [23]. In order to enumerate psychotropic bacteria, Nutrient Agar plates were incubated at 6.5 °C for 10 days [23]. The counts were expressed as log<sub>10</sub> Cfu/g.

### Statistical analysis

All experiments in this study were performed in quintuplicate. The average of the logarithm of the bacterial count and chemical values of this study were compared between treatments using repeated measure ANOVA followed by Bonferroni post-hoc test for pairwise comparison. All statistical analysis performed by SPSS version 21 and  $P < 0.05$  considered as significant.

## RESULTS AND DISCUSSION

### Characteristics of raw fish:

The proximate composition of fish burgers was performed as follows: protein 16%, fat 7.2%, ash 2%, carbohydrate 7.8%, and moisture 67%, it was approximately similar to Ehsani findings [24].

### The chemical composition of ZEO

The essential oil content of the aerial parts of *Ziziphora Clinopodioides* was obtained in a yield of 1 % (w/w), which was in accordance to Amiri et al (2014) and Morteza-Semnanis (2005) [25] reports (1.1% and 0.98% respectively), but different results were reported by another researcher [9]. In this study pulegone (40.09%), Menthone (13.76%) and Isomenthone (12.31%), were the most representative components of ZEO (Table 2). Similar result was reported by a former study as well [26]; Although other researchers reported some other compounds (pulegon 46.8%, P-menth-3-en-8-ol 14%) [27] and (pulegone 61.67%, cis-caran-trans-2-ol 12.66%) [9], as the most representative components of ZEO. This differences among chemical composition of ZEO in the different study could be attributed to the differences in climates, seasons, regions and geology of the plants have grown [27, 28].

### Chemical characteristics

TVB-N and pH were used as chemical parameters related to spoilage and quality reduction of fish burgers these changes occur during deterioration by spoilage bacteria and endogenous enzymes which are present in fish tissue [29].

### TVB-N changes

Total Volatile Basic Nitrogen (TVB-N) is known as a product of bacterial spoilage and endogenous enzymes action and its content is often used as an index to assess the keeping quality and shelf-life of products [30].

Results showed no statistically significant differences between the initial value of pH (range: 5.35-5.7) and TVB-N (range: 6.8-7.2 mg/100 g) among treatments at the beginning of example and at the end of 20<sup>th</sup> day. Jokiet, Meynel, and Ojagh have reported similar results [7, 29, 31]. TVB-N levels increased in all groups during storage, but this increase was progressively at the highest level (15 mg N/ 100g) in the control group (A) throughout the storage period ( $p < 0.001$ ). But in other groups (B, C, D, E, F, G, and H), increases were very lower than the control group. The Lowest TVB-N levels were observed in group H with ZEO 1% plus Nisin (v/v) treatment (9 mg N/100g) on the last day of storage (Fig. 1) ( $p < 0.001$ ). These results were obtained based on Gimenez, Roncales, and Beltran (2002)[32]. Inhibitory effect of component sample might be mainly due to the inhibitory effect of Nisin and ZEO on the growth of spoilage bacteria, resulting in the reduction in bacterial growth and/or a decrease in the capacity of bacteria for oxidative deamination of proteins [33-35], and eventually resulted in a significant extension in shelf-life of fish burgers[36].

### pH change

In this study, pH value of fresh fish burger was reported between 6.35-6.7 (Fig. 2) similar to the result of Kyrana, V.R et al., 1997 (determined between 6.0 - 6.5) [37-40]. Varlik et al. explained The decrease in the pH value of fish balls could be caused by the fermentation of the potato and bread ingredients of the burgers [41].

Regarded the pH values of 6.8-7.0 as the limit of acceptability for fish. This shows that pH is not a suitable quality indicator for trout burgers[42]. It decreased during storage (20th day) in control (A) and ZEO treated samples (B, C, D) to 5.5. This pH decrease is due to bacterial spoilage and fermentation of the flour and other ingredients of fish burgers [43]. Different results were reported about decrease or increase of pH value in various fish species as well [44].

pH values in control (A) group and (H) group were at the lowest and the highest level respectively. pH value was more stable in samples with Nisin and Nisin plus ZEO, that might be attributed to amino acids decomposition, inhibitory effects of ZEO and Nisin against bacterial growth, the glycogenolysis, and dissolution of CO<sub>2</sub> and its conversion to carbonic acid

Table 2: Chemical composition of essential oil from *Ziziphora clinopodioides* Lam identified by GC-MS.

Chemical Tests				
No	RT	%	Components	KI
1	11.33	0.21	$\alpha$ -Thujene	927
2	11.72	1.13	$\alpha$ -Pinene	934
3	12.62	0.14	CampHene	958
4	13.80	0.89	Sabinene	975
5	14.06	1.60	$\beta$ -Pinene	981
6	14.32	0.19	1-Octen-3-ol	986
7	14.63	0.55	Myrcene	992
8	15.18	0.45	3-Octanol	1003
9	16.62	0.67	p-Cymene	1030
10	16.78	0.99	Limonene	1033
11	16.97	6.79	1,8-Cineole	1037
12	18.31	0.65	$\gamma$ -Terpinene	1063
13	19.03	0.16	p-Mentha-3,8-diene	1077
14	23.16	2.04	p-Mentha-3-en-8-ol	1159
15	23.53	1.15	Menthone	1166
16	23.99	9.91	iso-Menthone	1175
17	24.17	0.63	neo-Menthol	1179
18	24.37	0.30	Borneol	1183
19	24.56	0.82	neoiso-Isopulegol	1187
20	24.71	0.19	Terpinen-4-ol	1190
21	25.27	3.33	iso-Menthol	1201
22	27.46	0.27	Thymol methyl ether	1248
23	27.70	58.78	Pulegone	1253
24	28.39	1.08	Piperitone	1267
25	29.74	0.23	Methyl acetate	1296
26	30.05	1.43	Carvacrol	1303
27	32.31	2.32	Piperitenone	1354
28	38.10	0.60	Germacrene D	1489
29	40.39	0.11	Z- $\beta$ -Bisabolene	1547
		97.61	Total Identified	

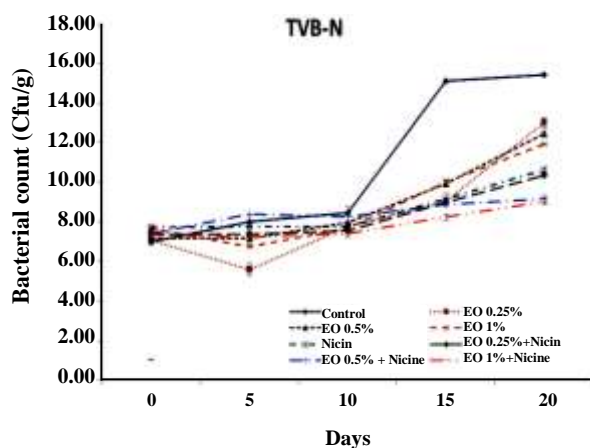


Fig. 1: TVB-N Changes in different treatment groups (Control, EO, NISIN) of fish burger kept during storage at 4°C.

in the fish burgers during storage period [34, 45, 46]. pH and Total Volatile Basic Nitrogen (TVB-N) (including ammonia and other volatile basic nitrogenous compounds [47]) [48] are used as an indicator of fish freshness or deterioration [49]. In agreement with our findings, the same results related to the effect of *Nisin* in increasing the shelf life of fish products have been reported by another researcher [36].

#### Microbiological characteristics

The values of (TVC), (PBC), (TEC) and *Pseudomonas* spp (PS) are presented in Figs. 3-6 respectively. In this study, there were low amounts of the initial value of bacterial counts with no significant difference among the groups ( $P > 0.05$ ) indicating a high hygienic quality of raw materials which was consistent with pH and TVB-N results [24]. The initial counts of TVC, TEC, PBC, and Ps were obtained  $4.1 \pm 0.2$ ,  $3.2 \pm 4$ ,  $3 \pm 2$  [15, 16] and Ps count  $< 2 \log_{10}$  cfu/g respectively. Some of these values were relatively higher than fresh fish's meat counts since the ingredients were not sterilized, these results could be connected to contamination of ingredients that had been used for the production of fish burgers such as corn flour, wheat flour and eTEC [15, 50]. In all samples, bacterial counts were seen significant differences between the control and there was no similarity between rates of increasing control and treated samples with ZEO, Nisin and their corporation groups  $p < 0.001$ . By International Commission on Microbiological Specification for Food, (ICMSF 1978),

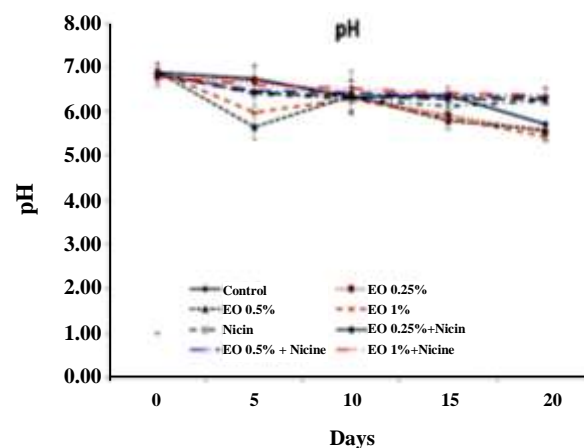


Fig. 2: pH Changes in different treatment groups (control, ZEO, Nisin) of Fish burger kept during storage at 4°C.

the level of TVC, TEC, PBC, and Ps was proposed as  $\log^7 - \log^8$  CFU/g in fish products [1, 51].

#### Total Viable Count (TVC)

In this regard, the average of TVC count between the different group was shown during the storage period ( $p < 0.001$ ). The average of the bacteria's count in control (A) group (8.4 Log CFU/g) was higher than fish burger experimental groups (B, C, D, E, F, G and H) during the storage period and showed over the range of the acceptable maximum level until the 10th day and the higher level of essential oil was more effective [52]. The microbial (TVC) loads rising were decreased respectively in (B, C, D, E, F, G, and H) groups during the examination and the perishable day for fish burger (B, C, and D) groups were the 15th day [52]. In the other experimental groups (E, F, G, and H) obtained nonacceptable value by the 20th day. The TVC loads rising in the sample treated with ZEO 1% plus Nisin (H) was lowest and the ZEO 0.5% plus Nisin (G) was lower than sample treated with Nisin E. The results of TVC changes are shown in Fig. 3 according to *Shahbazi et al.* 2016 reported [53]. The essential oil of aerial parts of *Zclinopodioides* has a broad spectrum of antimicrobial activity against all tested microorganisms [53]. The results of TVC counted shown inhibition synergistic effect of *Nisin* and ZEO (E, F, G, and H) against bacterial growth in fish burgers. The researchers suggested bacteriostatic or bactericidal effectiveness of *Nisin plus ZEO* complex, against both gram negative and positive bacteria, is due to, (i)

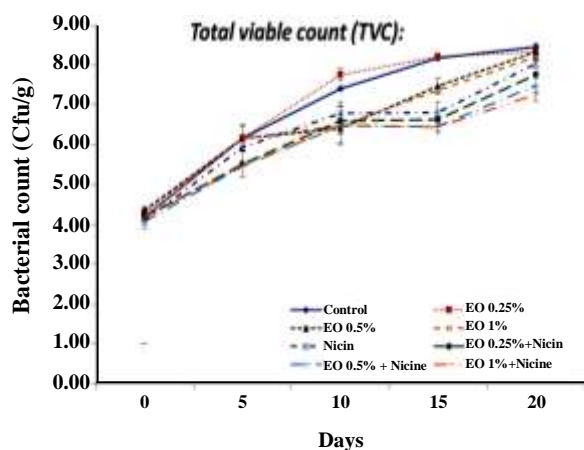


Fig. 3: TVC Changes in different treatment groups (control, ZEO, Nisin) of fish burger kept during storage at 4°C.

Synergistic inhibitory effect between them (iii) changing the membrane of the cell and rising the penetrating capabilities of *Nisin*, this inhibition occurs by binding metal ions in the lipopolysaccharide (LPS) layer of the bacteria [54]. In other study was reported, the effectiveness of *Nisin* usually enhanced at a lower pH and incorporation with other preservatives such as essential oils [54].

Regarding to the results obtained from former studies, the antimicrobial activity of ZEO is mostly due to the presence of phenolic compounds mainly, *pulegone* and *isomenthone*. Inactivation of cellular enzymes and destruction of the permeability of cell membranes were known causes of antimicrobial action of phenolic compounds [55]. It has been reported that *pulegone* and other peptides in ZEO composition are cause of these antimicrobial activities [56, 57] that it is respectively against both gram positive and gram negative bacteria [52, 56, 58].

#### Psychotropic bacteria (PBC)

Aerobic and anaerobic conditions, level of existent salt and other preservatives, materials and temperature are several factors that are relative with viability of psychotropic bacteria [59]. In this study psychotropic bacterial count in control (A) group, was shown highest amounts (7 Log CFU/g) (Fig. 4) during storage time ( $p < 0.001$ ). Lawria.R.A and Ledward.D.A (2016) got out of acceptable range at 15th day and the sample treated with ZEO 0.25 % (B) Was spoiled in 20th day and in other treatment nonacceptable values were not obtained. The

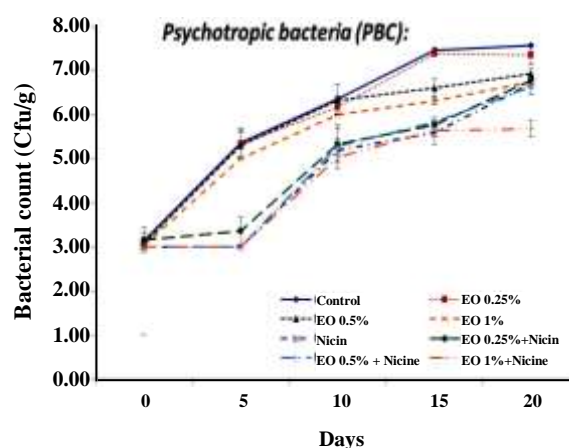


Fig. 4: Psychotropic bacteria (PBC): in different treatment groups (control, ZEO, Nisin) of fish burger kept during storage at 4°C.

average bacterial count was statistically significant between the groups during the storage period ( $p < 0.001$ ). value of the PBC loads was raised in H group, the result of this sample was the lowest deal in all treatments groups and amount of the ZEO 0.5% plus Nisin (G) was shown lower than sample treated with Nisin alone. It was proposed that appropriate limit of psychotropic bacteria in foods is  $10^3$  to  $10^4$  cfu/g [16] and non-acceptable value is  $10^7$  cfu/g because this amount of bacteria able to produce 30 mg(N-TMA) 100 g and is found in spoiled fish [60].

#### Total Enterobacteriaceae Count (TEC)

In the present study, the level of non-acceptable value of TEC in control (A) and B, C and D groups were obtained until 15th day. Guran et al. 2015 reported 5.84 log<sub>10</sub> cfu/g at the end of the 14th day of storage period [50]. For other groups(E, F, G and H)), spoilage day was at the 20th day, those were consistent with results of Kassem et al., 2011 and Erkan, 2012 [24] studied, during used of thyme essential oil and sodium acetate in decreased the microbial load in fish burgers, in G group, was found statistically significant with other treatment. The lowest enterobacteriaceae bacteria count was observed in the H group (6.6 log<sub>10</sub> cfu/g). Logarithmic changing of the bacterial count wasn't same in the different groups during the period of study ( $p < 0.001$ ). The average of TEC count in (H) group was lower than the other and the (A) group had the highest amount. The results are shown in Fig. 4.

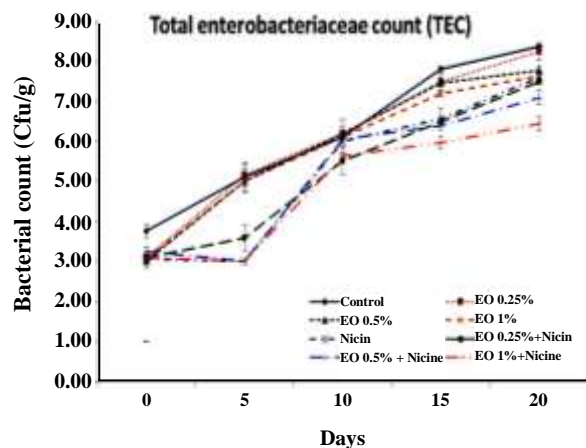


Fig. 5: Total Enterobacteriaceae count (TEC) changes in different treatment groups (control, ZEO, Nisin) of fish burger kept during storage at 4°C.

### *Pseudomonas spp*

The initial *Pseudomonas spp* counts of samples were  $<2 \log_{10}$  cfu/g in all fish burgers (fig. 6). Load of *Pseudomonas spp* gradually increased with an increase in storage time, The result of PS was approximately the same as result of PCC changes. Logarithmic changing of the bacterial count wasn't same in the different groups during the period of study ( $p < 0.001$ ). However, the increase rate in A, B, C and D were and higher than E, F, and G and their value were higher than the H treatments sample ( $P < 0.05$ ). Anzabi *et al.* 2013 reported the minimum inhibitory concentration of ZEO was 250  $\mu\text{g/mL}$  for most of the gram-negative bacteria unless for *Pseudomonas aeruginosa* [61]. These findings were also parallel to the results of (PBC) changes during in this study. This fact confirms the low effects of ZEO on inhibition PS growing and presents synergistic antimicrobial effect between ZEO and nisin. According to bacterial result of Another study, Soltanian *et al.* 2011 reported that Nisin could be used to extend the shelf-life of filleted burger (rainbow trout ) [36] and Mirshekari found that using the Nisin incorporation of other preservative compounds decreased the bacterial loading at the end of stage(16th day) [62], that these results are consistent with the present study.

### CONCLUSIONS

As a conclusion, this research reported that the application of ZEO incorporated with Nisin resulted in

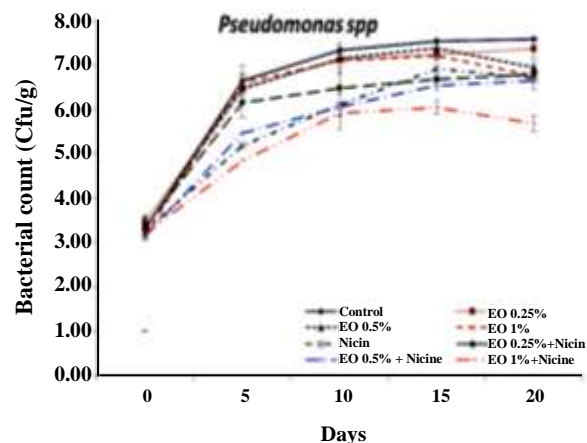


Fig. 6: *Pseudomonas spp* changes in different treatment groups (control, ZEO, Nisin) of fish burger kept during storage at 4°C.

extension of shelf life of rainbow trout fish burger and can be usefully applied in food industries. The results of this study found that microbiological and chemical characteristics of these treated fish burger with NISIN plus ZEO were better than those of control samples during refrigerated storage. The higher concentrations of ZEO cooperated with Nisin resulted in stronger antimicrobial and antioxidant activities. These natural components can be used for extending the shelf life of fish burgers during refrigerated storage.

### Acknowledgments

This study was financially supported by the NK-ACECR (North Khorasan Branch of Iranian academic center for education, culture, and research) and the Ferdowsi University of Mashhad which are gratefully acknowledged. The authors also wish to express their gratitude to the Iranian Institute of Research & Development in Chemical Industries (IRDCI) for kind cooperation.

Received: OCT. 10, 2016 ; Accepted : Jan. 30, 2017

### REFERENCES

- [1] Hui Y.H., General Food Quality Factors. In: Nollet, L.M.L. (ed.) "Handbook of Meat, Poultry and Seafood Quality", Blackwell Publishing, (2007).
- [2] Jamilah B., "Frozen Seafoods Hand Book of Frozen Foods", (2004).



- [3] Arashisar S., Hisar O., Kaya M., Effects of Modified Atmosphere and Vacuum Packaging on Microbiological and Chemical Properties of Rainbow Trout (*Oncorhynchus Mykiss*) Fillets, *Int. J. Food Microbiol.*, **97**(2): 209-14 (2004).
- [4] Mazhar S.F, Aliakbari F, Karami-Osboo R, Morshedi D., Inhibitory Effects of Several Essential Oils towards *Salmonella Typhimurium*, *Salmonella paratyphi A* and *Salmonella paratyphi B*. *Food Biotechnology*, **1**(1): 45-54 (2014).
- [5] Karim G., Aghazadeh Meshqi M., Karimi Ababil R., Bokaie S., Antimicrobial Effect of *Mentha spicata* and *Mentha pulegium* Essential Oils in Two Storage Temperatures on the Survival of *Debaryomyces hansenii* in Iranian Doogh, *Food Biotechnology*, **3**(2): 99-104 (2016).
- [6] Esfanjani A.F., "A Kinetic Study of the Release of Aroma Compounds Encapsulated in Edible Films".
- [7] Ojagh S.M, Rezaei M, Razavi S., Effect of Chitosan Coatings Enriched with Cinnamon Oil on the Quality of Refrigerated Rainbow Trout, *Food Chemistry*, **120**: 193-198 (2010).
- [8] Wiwanitkit, V., Ebrahimi-Khoosfi M., Safety Aspects of Local Tropical Food Production: Essential Oil Incorporation as a Safe Approach, *Applied Food Biotechnology*, **2**(2): 3-6 (2015).
- [9] Zargari A., "Medicinal Plants", Publishing Tehran University, 1995. **5**(4) (1995).
- [10] Sardashti A.R., Valizadeh J., Aldhami Y., Chemical Composition of the Essential Oil from *Ziziphora Clinopodioides* Lam, from Iran by Means of Gas Chromatography-Mass Spectrometry (GC-MS), *Journal of Horticulture and Forestry*, **4**(10): 169-171 (2012).
- [11] Sajadi F., Asgary S., The Effect of *Salvia officinalis* in Diabetic Mellitus Patients, *Research of Medical Sciences. J Research in Medical Sciences*, **7**(4): 314-319 2003.
- [12] Dawson P.L., Sotthibandhu H., Han I.Y., Antimicrobial Activity of Nisin Adsorbed Silica and Corn Starch Powders, *Food Microb*, **22**: 93-99 (2005).
- [13] Xiao, D., P.M. Davidson, and Q. Zhong, Release and Antilisterial Properties of Nisin from Zein Capsules Spray-Dried at Different Temperatures. **21**: 90-99(2011).
- [14] Gross E., Morell J.L., Structure of Nisin, *J. Am. Chem.*, **93**(18): 4634-4635 (1971).
- [15] Register F., Nisin Preparation : Affirmation of GK4S Status as a Direct Human Food Ingredient, **82**, 32-38 (1988).
- [16] Ucak I., Ozogul Y., Durmus M., The Effects of Rosemary Extract Combination with Vacuum Packing on the Quality Changes of Atlantic Mackerel Fish Burgers, *International Journal of Food Science and Technology*, **46**: 1157-1163 (2011).
- [17] Mahmoudzadeh M., Motallebi A.A., Hosseini H., Quality Assessment of Fish Burgers from Deep Flounder (*Pseudorhombus Elevatus*) and Brushtooth Lizardfish (*Saurida Undosquamis*) During Storage at -18°C, *Iranian Journal of Fisheries Sciences*, **9**(1): 111-126 (2010).
- [18] Ehsani A., Hashemi M., Naghibi S., Properties of *Bunium Persicum* Essential Oil and its Application in Iranian White Cheese Against *Listeria Monocytogenes* and *Escherichia Coli* O157:H7, *Journal of Food Safety*, (2016).
- [19] Raeisi M., Tabaraei A., Hashemi M., Behnampour N., Effect of sodium alginate coating incorporated with nisin, *Cinnamomum Zeylanicum*, and Rosemary Essential Oils on Microbial Quality of Chicken Meat and Fate of *Listeria Monocytogenes* During Refrigeration, *Int. J. Food Microbiol.*, **30**(238): 238:139 (2016).
- [20] Tokur, B., et al., Changes in the Equality of Fish Finger Produced from Tilapia (*Oreochromis Niloticus*) During Frozen Storage at -18 °C, *European Food Research Technology*, **218**: 420-423 (2004).
- [21] Pikul J., Lesztzynski D.E., Kummerow F.A., Evaluation of Three Modified TBA Methods for Measuring Lipid Oxidation in Chicken Meat, *J. Agric. Food Chem.*, **37**: 1309-1313 (1989).
- [22] Naghili H., Tajik H., Mardani K., Validation of Drop Plate Technique for Bacterial Enumeration by Parametric and Nonparametric Tests, *Vet Res Forum*, **4**(3): 179-183 (2013).
- [23] Shokri S., Ehsani A., Efficacy of Lactoperoxidase System-Whey Protein Coating on Shelf-life Extension of Rainbow Trout Fillets During Cold Storage(4 °C). *Food and Bioprocess Technology*, **8**(1): 54-62 (2015).

- [24] Tajik H., Aminzare M., Mounesi Raad T., Naghili, H., Effect of Zataria multiflora Boiss Essential Oil and Grape Seed Extract on the Shelf Life of Raw Buffalo Patty and Fate of Inoculated Listeria monocytogenes, *Journal of Food Processing and Preservation*, **39**(6): 3005-3013 (2015).
- [25] Ehsani A., Hashemi M., Jasour M.S., Zataria Multiflora Boiss Essential Oil and Sodium Acetate: How They Affect Shelf Life of Vacuum-Packaged Trout Burgers, *International Journal of Food Science and Technology*, **49**: 1055-1062 (2014).
- [26] Morteza-Semnani K., Saeedi M., Eslami G., Essential oil Composition of Ziziphora Clinopodioides Lam, From Iran. *Journal of Essential Oil Bearing Plants*, **8**(2): 208-212 (2005).
- [27] Sharopov F.S., Gulmurodov I.S., Setzer W.N., Essential Oil composition of Hypericum Perforatum L. and Hypericum Scabrum L. Growing Wild in Tajikistan, *J. Chem. Pharm. Res.*, **2**(6): 284-290 (2010).
- [28] Modiri E., Sefidkon F., Jamzad Z., Tavasoli, A.,, Extraction and Identification of Essential Oil Composition of Different Subspecies of Ziziphora Clinopodioides Lam from Different Habitats of Iran, *Iranian Journal of Medicinal and Aromatic Plants*, **29**(3): 611-619 (2013).
- [29] Tepe B., Donmez E., Unlu M., Candan F., Daferera D., Vardar-Unlu G., Polissiu M., Sokmen A.,, Antimicrobial and 444 Antioxidative Activities of the Essential Oils and Methanol Extracts of Salvia Cryptantha 445 (Montbretetaucher ex Benth.) and Salvia Multicaulis (vahl), *Food Chemistry*, **84**(4): 519-525 (2004).
- [30] Jouki M., Tabatabaei Yazdi F., Mortazavi S.A. Koocheki A., Quince Seed Mucilage Films Incorporated with Oregano Essential Oil: Physical, Thermal, Barrier, Antioxidant and Antibacterial Properties. *Food Hydrocolloids, Oxford*, **36**: 9-19 (2014).
- [31] EEC, Total Volatile Basic Nitrogen TVBN Limit Values for Certain Categories of Fishery Products and Specifying the Analysis Methods to be Used. *Official Journal*, **Decision 95/149/EC**: p. 84-87 (1995).
- [32] Meynell P.Y., Effect of Pre-Freezing Handling Procedures on the Quality of Chisawasawa (Lethrinops and Haplochoromis spp.). from Lake Malawi, *Trop. Sci.*, **2**: 211 (1979).
- [33] Gimenez B., Roncales P., Beltran J., Modified Atmosphere Packaging of Filleted Rainbow Trout, *Journal of the Science of Food and Agriculture*, **82**(1154-1159) (2002).
- [34] Namulema A., Muyonga J.H., Kaaya N.A, Quality Deterioration in Frozen Nile Perch (Lates Niloticus) Stored at -13 and -27 °C, *Food Research International*, **32**: 151-156 (1999).
- [35] Banks H., Nickelson R., Finne G., Shelf-Life Studies on Carbon Dioxide Packaged Finfish from the Gulf of Mexico, *Journal of Food Science*, **45**: 157-162 (1980).
- [36] Reddy N.R., Villanueva M., Kautter D.A., Shelf Life of Modified-Atmosphere Packaged Fresh Tilapia Fillets Stored under Refrigeration and Temperature-Abuse Condition. *Journal of Food Protect*, **58**: 908-914 (1995).
- [37] Soltanian S., Behnam S., Rezai M., Nisin as Preservative for Rainbow Trout (Onchorynchus Mykis). *Online Journal of Veterinary Research*, **15**(4): 354-365 (2011).
- [38] Kyrana V.R., Lougovois.V.P., Valsamis D.S., Assessment of Shelf Life of Maricultured Gilthead Sea Bream (Sparusaurata) Stored in Ice. *International Journal of Food Science Technology*, (32): 339-347 (1997).
- [39] METÜN.S, ERKAN.N, and VARLIK.C, The Application of Hypoxanthine Activity as a Quality Indicator of Cold Stored Fish Burgers, *Turk J Vet Anim Sci.*, **26**: 363-367 (2002.).
- [40] Hecer C., Changes in Chemical, Microbiological and Sensory Properties of Marinated Seafood Salad During Storage Period, *African Journal of Agricultural Research*, **6**(22): 5087-5090 (2011).
- [41] Khanipour A.A., Jorjani S., Soltani M., Chemical, Sensory and Microbial Quality Changes of Breaded Kilka (Clupeonella Cultriventris) with Tempura Batter in Production Stage and During Frozen Storage, *International Food Research Journal*, **21**(6): 2421-2430 (2014).
- [42] Varlik C, Ugur M, Gokoglu N., Su Urunlerinde Kalite ve Kontrol Ilke ve Yontemleri, *Gida Teknolojisi DerneÜi. Yayin*, **17**: 16-19 (1993).
- [43] AvcÝ.I, AlabalÝk (Oncorhynchus mykiss) Kofte Ve SalatasÝnÝn Sogukta DepolanmasÝndaki Fiziksel Ve Kimyasal Degisimlerin Incelenmesi T.C. Istanbul Universitesi Fen Bilimleri Enstitusu Yuksek Lisans Tezi, (1996).

- [44] Varlik C., Gün H., Quality Control Principles and Methods in Fishery Products, *Food Technology Association*, **17**: 174- (1993).
- [45] Orak H.H., Kayisoglu S., Quality Changes in Whole, Guttled and Filleted Three Fish Species (*Gadus Euxinus*, *Mugil Cephalus*, *Engraulis Encrasicolus*) at Frozen Storage Period, *Scientiarum Polonorum-Technologia Alimentaria*, **7**: 15-28 (2008).
- [46] Adams M.R., Moss M.O., *Food Microbiology*. Cambridge, *Published by the Royal Society of Chemistry*, **2**(1) : 51-56 (2000).
- [47] Erkan N, DOĞRUYOL H., Use of Natural Preservatives in Seafood: Plant Extracts, Edible Film and Coating, *Food and Health Science*, **1**: 33-49 (2015).
- [48] Huss H.H., "Quality and Quality Changes in Fresh Fish", FAO Fisheries Technical Paper. Vol. No. 348. Rome, FAO. (1995).
- [49] Zhang L., Shen H., Luo Y., A Nondestructive Method for Estimating Freshness of Freshwater Fish, *European Food Research and Technology*, **232**: 979-984 (2011).
- [50] Fan W., Chi Y., Zhang S., The Use of a Tea Polyphenol Dips to Extend the Shelf Life of Silver Carp (*Hypophthalmichthys Molitrix*) During Storage in Ice, *Food Chemistry*, **108**: 148-153 (2008).
- [51] Guran S., Oksuztepe G., Coban O.E., Kursad inçli G., Influence of Different Essential Oils on Refrigerated Fish Patties Produced from Bonito Fish, *Czech J. Food Sci.*, **33**: 37-44 (2015).
- [52] Shafiee A., Javidnia K., Tabatabai M., Volatile Constituents and Antimicrobial Activity of *Zataria Multiflora*, Population Iran, *Iranian Journal of Chemistry and Chemical Engineering (IJCCE)*, **18**(1): 1-5 (1999).
- [53] Al-Bulushi I.M, Kasapis S, Al-Ouf H., Evaluating the Quality and Storage Stability of Fish Burgers During Frozen Storage, *Fisheries Science*, **71**: 648-654 (2005).
- [54] Hashemi M., et al., Phytochemical and Antibacterial Properties of *Origanum Vulgare* ssp. *Gracile* Growing Wild in Kurdistan Province of Iran, *Food Quality and Hazards Control*, **1**: 120-124 (2014).
- [55] Shahbazi Y., Shavisi N., Interactions of *Ziziphora Clinopodioides* and *Mentha Spicata* Essential Oils with Chitosan and Ciprofloxacin Against Common Food-Related Pathogens, *LWT-Food Science and Technology*, **71**: 364-369 (2016).
- [56] Avik A, Dang V.u, Bernard R., Optimization of the Antimicrobial Activity of Nisin, Na-EDTA and pH Against Gram-Negative and Gram-Positive Bacteria, *LWT - Food Science and Technology*, **61**: 124-129 (2015).
- [57] Shahidi F., Naczki M., "Phenolics in Food and Nutraceuticals", Boca Raton, FL: CRC Press, (2003).
- [58] Sonboli A, Mirjalili M, Hadian J, Ebrahimi S., Antibacterial Activity and Composition of the Essential Oil of *Ziziphora Clinopodioides* Subsp. *Bungeana* (Juz.) Rech. f. from Iran., *Z. Naturforsch.*, **61**(C): 677-680 (2006).
- [59] Soltani N., Chemical Composition and in Vitro Antibacterial Activity of *Ziziphora Clinopodioides* Lam. Essential Oil Against Some Pathogenic Bacteria, *African Journal of Microbiology Research*, 2012. **6**(7): p. 1504-1508.
- [60] Bakkali F., Averbeck S., Averbeck D., Idamomar M., Biological Effects of Essential Oils – A Review, *Food Chem. Toxicol.*, **46**: 446-475 (2008).
- [61] Lawrie R.A., Ledward D.A., "Lawrie's Meat Science", Woodhead Publishing Ltd, Cambridge: England and CRC Press Boca Raton, New York, Washington DC, **7**: 75-155 (2016).
- [62] Corbo.M.R, et al., Natural Compounds to Preserve Fresh Fish Burgers, *International Journal of Food Science and Technology*, **44**: 2021-2027 (2009).
- [63] Anzabi Y., Aghdam V.B., Makoui M.H., Evaluation of Antibacterial Properties of Edible Oils and Extracts of A Native Plant, *Ziziphora Clinopodioides* (Mountains' Kakoty), on Bacteria Isolated From Urinary Tract Infections, *Life Science Journal*, **10**(4): 121-127 (2013).
- [64] Mirshekari S, Safari R, Adel M., Antimicrobial and Antioxidant Effects of Nisin Z and Sodium Benzoate in Vacuum Packed Caspian Kutum (*Rutilus Frisii*) Fillet Stored at 4°C, *Iranian Journal of Fisheries Sciences*, **15**(2): 789-801 (2016).