

*

-

-

-

-

-

-

(// //)

% /

:

%

. []

(-)

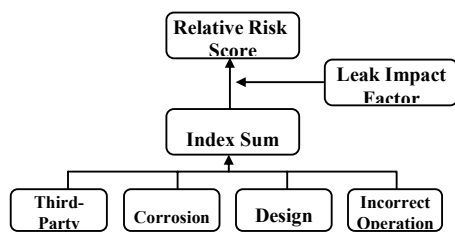
()"

.[-]

(CEI)

.[]

()



(W.K. Muhlbauer, 2004)

.[]

%

() ()

(ERPG-

- 3)

(AIHA)

.[]

.[]

" ()"

" ()" www.SID.ir

(DI)

E P

(CI)

()

()

MOP %

$\Delta H = \frac{a}{g} \times \Delta V$ ()

ΔH

ΔV

()

Corrosion Type	Corrosion Description		Index Score
Atmospheric Corrosion 10%	Atmospheric Exposures		0-5
	Atmospheric Type		0-2
	Atmospheric Coating		0-3
Internal Corrosion 20%	Product Corrosivity		0-10
	Internal Protection		0-10
Subsurface Corrosion 70%	Subsurface Environment	Soil Corrosivity	0-15
		Mechanical Corrosion	0-5
	Cathodic Protection	Effectiveness	0-15
		Interference Potential	0-10
	Coating	Fitness	0-10
		Condition	0-15

(TPDI)

$$a = 12 \times \frac{\sqrt{\frac{K}{\rho}}}{\sqrt{1 + \left(\frac{K}{E}\right) \times \left(\frac{D}{E}\right) \times C_1}} \quad ()$$

$$t_m = \frac{PD}{2S} \quad ()$$

$$t = D \times \sqrt[3]{\frac{6 \times P}{E}} \quad ()$$

(IOI)

(LIF)

$$LIF = PH \times L \times D \times R$$

D L PH R

(CEI)

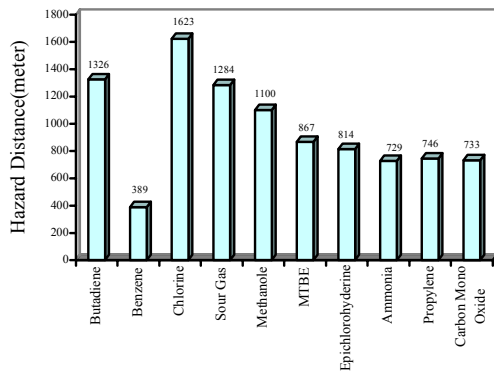
ERPG-3

m / Bara

[] (NFPA)

[] (CERCLA)

()



Content of pipelines

(DOT)

(NOAA)

(ESI)

(RR)

ERPG-3

.CEI.

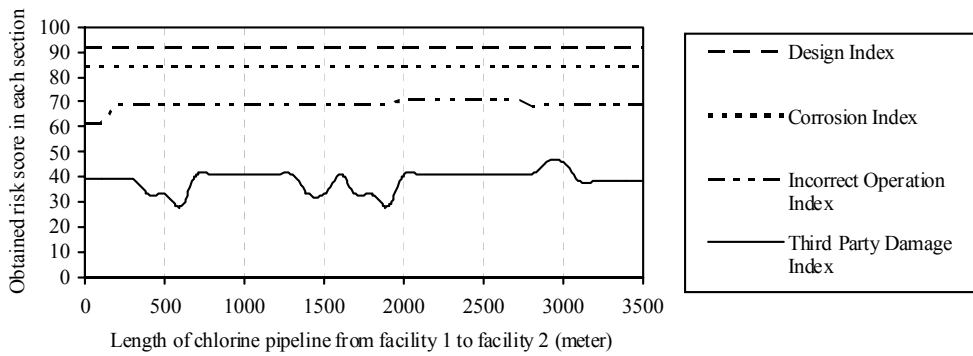

(TPDI)

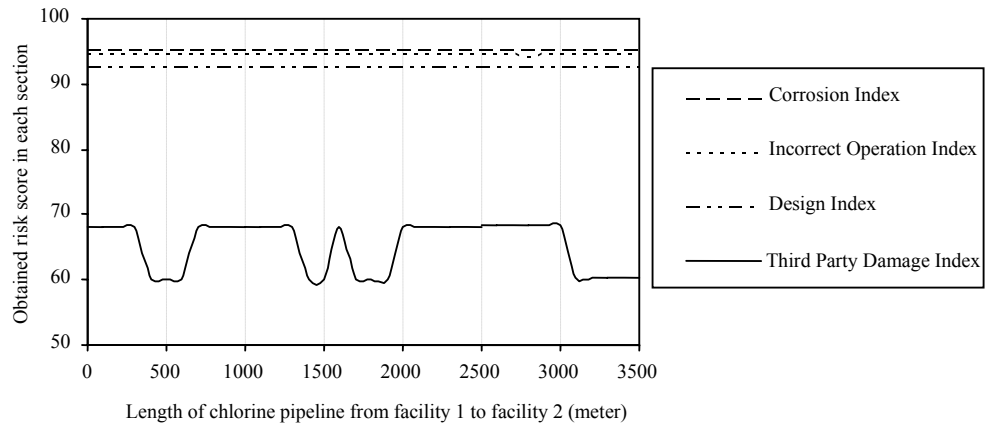
[]

$$RRS = \frac{IS}{LIF}$$

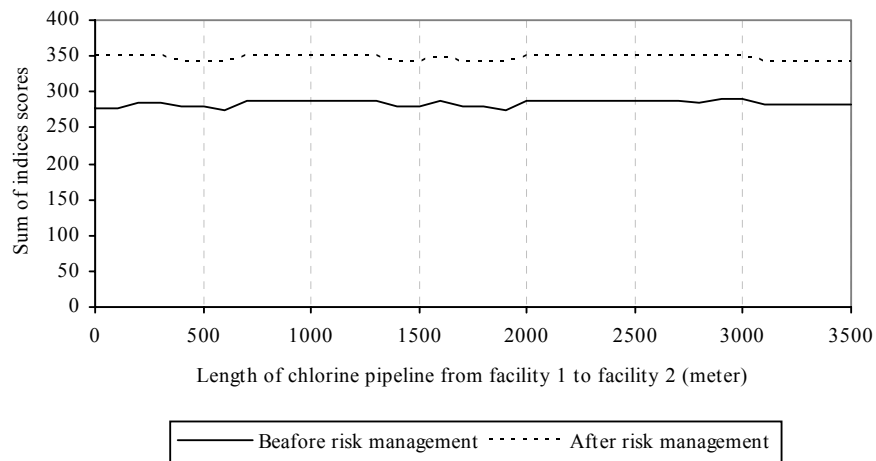
IS RRS
LIF DI CI, IOI, TPDI

()





:



:

(LIF)

()

(RR)

)

/ /

.(

/

/

/ /

/ /

()

()

()

()

()

CI, IOI, TPDI

/ / / DI ()

%

% % %

() ERPG-3

()

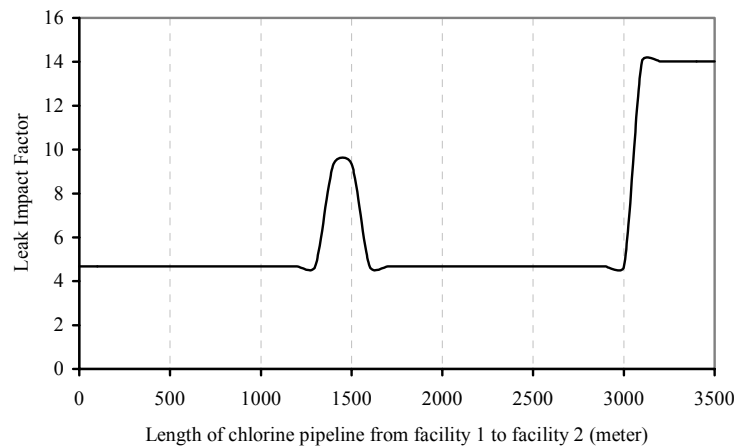
()

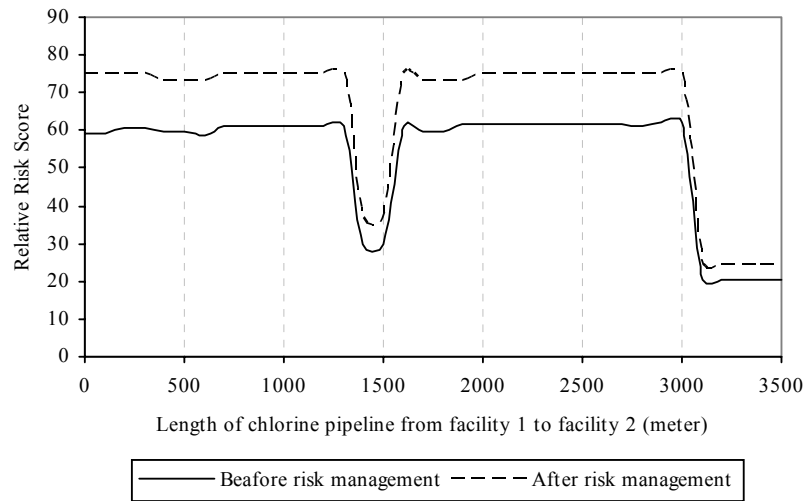
[-]

% - % /

% []

% []





:

...

/

(SCADA)

...

/

: % %

: %

/

()

/

(SCADA)

% /

(% / % /) /

Lock- Out

(RBI)

...

(QIP)

DI CI, IOI ,TPDI

/

() RBI

(API)

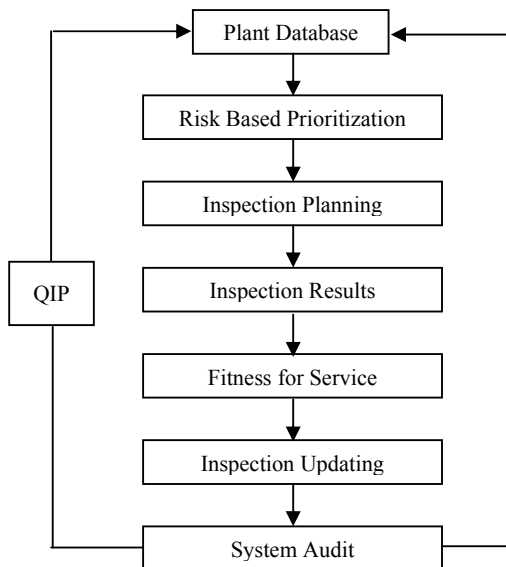
[]

/

(RBM)

% %

[]



% %

/ /

()

(API 581)

:

()

Pipe Rack

[]

[]

% /

[]

- 1 - United States General Accounting Office, (2000). *Report to the Ranking Minority Member*. The Office of Pipeline Safety, GAO/RCED-00-128.
- 2 - The American institute of chemical engineers, (1994). *Chemical Exposure Index*. The American Institute of Chemical Engineers, New York.
- 3 - Muhlbauer, W K. (2004). *Pipeline Risk Management Manual, Ideas, Techniques, and Resources*. Elsevier, New York.
- 4 - Biagiotti, S. F and Gosse, S F. (2000) "Formalizing pipeline integrity with risk assessment methods & tools." *International Pipeline Conference, ASME*, 1, PP. 31-39.
- 5 - Kiefner, J. F. (1997) "A risk management tool for establishing budget priorities." Houston, A NACE TechEdge Series Program, Texas.

- 6 - Mazzucchelli, L., Scanarotti. N. and Olcese (2005). "A. RAP Project: Statistical approach to the risk assessment of pipeline." SPE, Ambiente.
- 7 - Henselwood, F. and Phillips, G. (2006). "A matrix based risk assessment approach for addressing linear hazards such as pipelines." , " *J. Loss Prev. Process Ind.*, 19 , PP. 433-441.
- 8 - National Fire Protection Association, (1996). *Standard System for the Identification of the Hazardous Material for Emergency Response*, Technical Committee on Classification and Properties of Hazardous Chemical Data, Boston.
- 9 - Briggum, S., Goldman, G. S., Squire, D.H. and Weinberg, D.B. (1985). *Hazardous Waste Regulation Handbook*. Executive Enterprises Publications Co., New York.
- 10 - Horton, D. K., Berkowitz, Z. and Kaye, W. E. (2002). "Surveillance of hazardous materials events in 17 states, 1993–2000." *J. Occup. Environ. Med.*, 44, PP. 906–913.
- 11 - Lees F. P. (1996) "*Loss prevention in the process industries, hazard identification, assessment and control.*" Volume 2, 2nd ed, Butterworth, London.
- 12 - U.S. Department of transportation. (Calendar year 1995-1996). *Report on Pipeline Safety*, Research and Special Programs Administration, Office of Pipeline Safety, New York.
- 13 - Tailor J. R. (1994) *Risk Analysis for Process Plant, Pipelines and Transport*, Elsevier, London.
- 14 - Trench C. J. and Selig B. J. (2003) *The Safety Performance of Natural Gas Transmission and Gathering Systems*, Allegro Energy Group, New York.
- 15 - Trench C. J. (2002) *The U.S. oil Pipeline Industry's Safety Performance*, New York, Allegro Energy Group.
- 16 - The American Petroleum Institute. (May 2000). *Risk-based Inspection Base Resource Document*. API Publication 581, API Publisher Services, Washington.
- 17 - Khan, F.I. and Haddara, M. (2003). " Risk-based maintenance (RBM): A quantitative approach For maintenance/ Inspection scheduling and planning." *J. Loss Prev. Process Ind.* 16, PP. 561-573.
- 18 - Euro Chlor. (2003a). *Chlorine Industry Review 2002 – 2003*. Published by Euro Chlor and Available from the Euro Chlor website.
- 19 - U.S. Department of Transportation. (2007) *Hazardous Materials Information System*, UN1017 Data, New York.
- 20 - Papadakis G. A. (1999) "Major hazard pipelines: a comparative study of onshore transmission accidents." *J. Loss Prev. Process Ind.*, 12, PP. 91-107.

- | | |
|--|--|
| 1 -Rupture | 2 -The Office of Pipeline Safety |
| 3 -Relative Risk Models | 4 -Chemical Exposure Index |
| 5 -Sonic Gas Flow Rate Equation | 6 -Fraction Flashed |
| 7 -Emergency Response Planning Guideline (ERPG3): | 8 -American Industrial Hygienist Association |
| 9 -Design Index | 10 -Maximum Operating Pressure |
| 11 -Corrosion Index | 12 -Third Party Damage Index |
| 13 -Incorrect Operation Index | 14 -Leak Impact Factor |
| 15 -National Fire Protection Association | |
| 16 -Comprehensive Environmental Response, Compensation and Liability Act | |
| 17 -Department of Transportation | 18 -Environmental Sensitivity Index |
| 19 -National Oceanic and Atmospheric Administration | 20 -Relative Risk |
| 21 -Index Sum | 22 -Supervisory Control and Data Acquisition |
| 23 -Housekeeping | 24 -Risk-Based Inspection |
| 25 -Quality Improvement Process | 26 -American Petroleum Institute |