

T

ii ; i

T

) T

T :

Finite Element Modeling of T-joint in Sandwich Panels under Pull-off Loads

S. M. R. Khalili and A. Ghaznavi

ABSTRACT

One of the disadvantages of sandwich panels is their joints, which usually decrease the efficiency of sandwich structures. The T-joint is one the most common joint for sandwich panels. This paper deals with the numerical study of the T-joint under static loading. The results of FEM analysis are validated by the experimental results available in the literatures. In general, the failure load predicted by the FEM is in good agreement as compared with the experimental results. In the modeling of the adhesive between joint components, contact elements and cohesive zone material model are used. In addition, damage and core shear failure of the base panel are modeled by using a written macro code in the ANSYS software. Therefore, both failure modes of sandwich panel joint are investigated. In addition, the effect of the joint geometry and material of the core of sandwich panels on failure modes and failure load are studied. Finally, the results show that changing the material of the core of the sandwich panel increases the joint failure load.

KEYWORDS : T-joint, Sandwich panel, Failure modes, Finite element analysis, Adhesive joint

// :
// :

smrkhalili2005@gmail.com
aidin.ghaznavi@yahoo.com

i
ii

[]

() :

()

[]

[]

[] [] [] []

[]

[]

[]

T

[]

[]

T

[] []

T

[]

T

()

[]

T

[]

[] []

T

T

[]

T

[] []

T

[]

[]

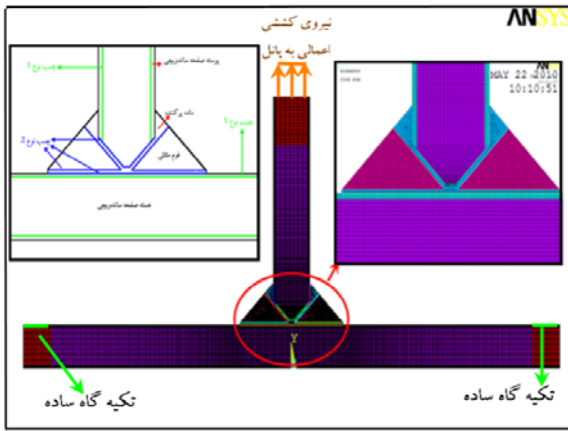
[] [] []

[]



(:

(



(:)

T

)

(

Archive of SID

()

((() (:
) (() (())
 ((()

()
 E_i () ()

$G_{xy}, (i = x, y)$ i

Y

v_{xy}

S y

)

(

)

(

T ()

V_{SP}	S(MPa)	G_{xy} (MPa)	Y(MPa)	E_x (MPa)	X(MPa)	E_y (MPa)	
/	/						L1 Vinylester infusion [۱۲]
/	/						Crestomer I152 PA [۱۲]
/	/		/		/		Divinycell HD250 PVC [۱۹, ۱۲]
/	/		/		/		Divinycell H100 PVC [۲۰, ۱۲]
/	/		/		/		Divinycell H160 PVC [۲۱]
/	/		/		/		Divinycell H250 PVC [۲۰]
/	/						Divinycell HCP70 PVC [۲۲]

()

[]

$$p = k_n u_n (1 - d) \quad ()$$

$$\tau_y = k_t u_y (1 - d) \quad ()$$

$$\tau_z = k_t u_z (1 - d) \quad ()$$

$$\tau_i () \quad P$$

$$k_t \quad k_n \quad (i=y,z) \quad i$$

$$u_t \quad u_n$$

$$d \quad (i=y,z) \quad i$$

[]

[]

T

()

[]

T

()

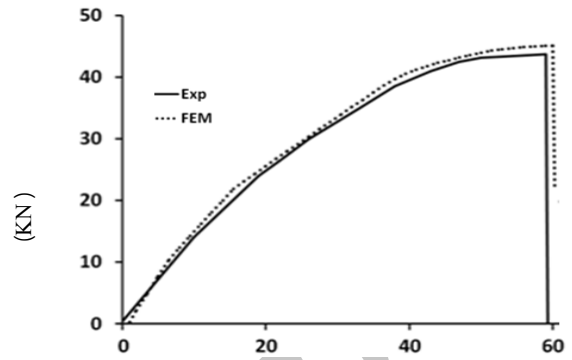
[] ()

		(kg/m ³)
		(GPa)
		(MPa)
/	/	(MPa)
		(J/m ²)
		(J/m ²)



[]

/ KN



[]

(:)

/ KN

()

/ KN

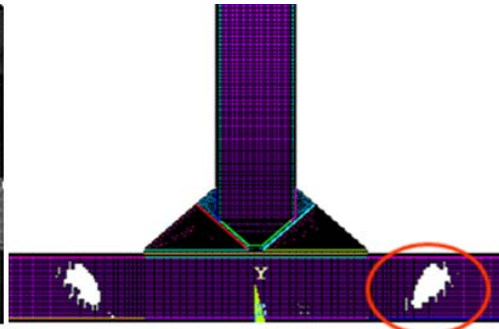

()

()

()

()

/ KN



(ب)

(الف)

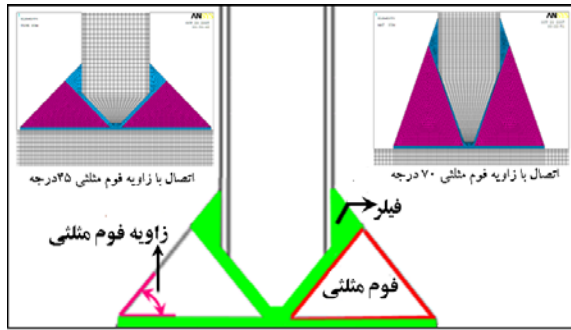
[]

()

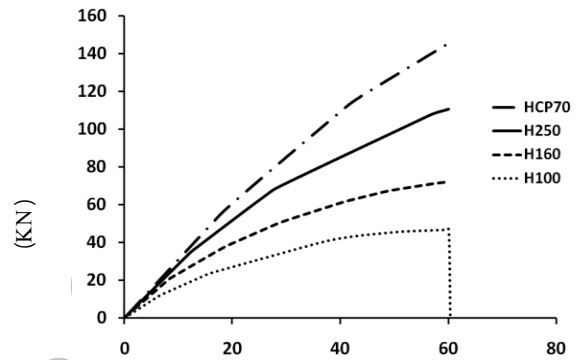
()

T

(:)



(:)



()

T

(:)

/ KN

()

) / KN

) KN (

(

()

/

[]

)

()

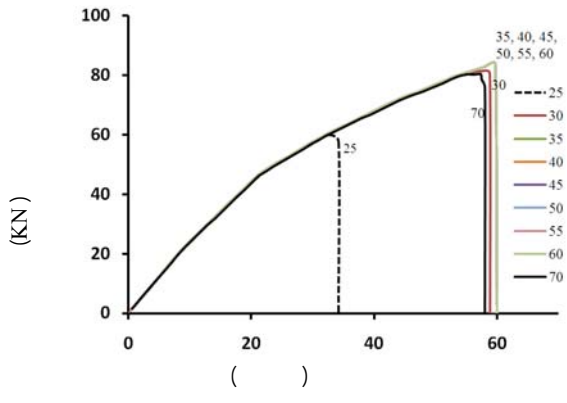
()

()

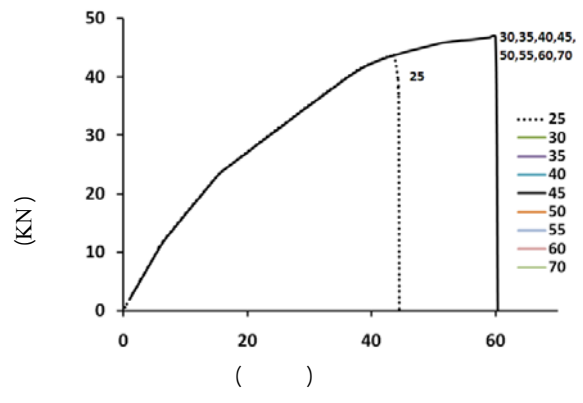
)



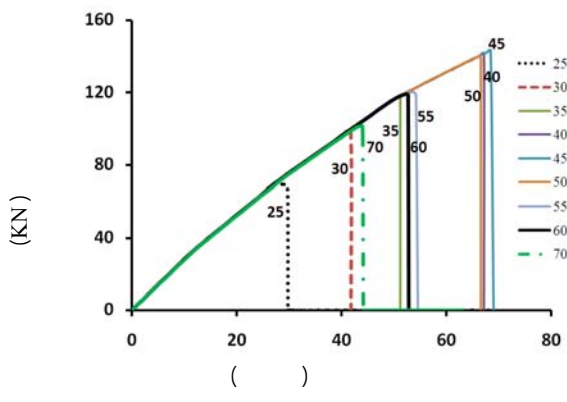
/ / / /



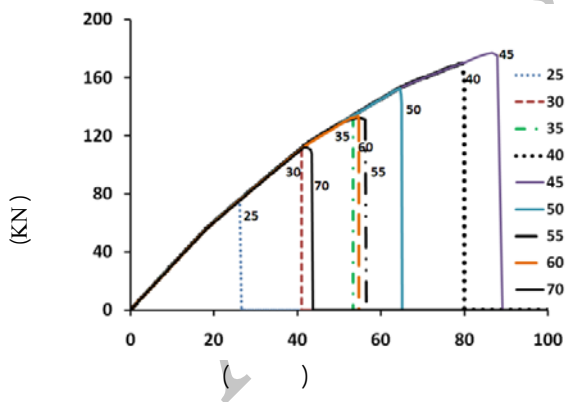
()



()



()



()

()

)

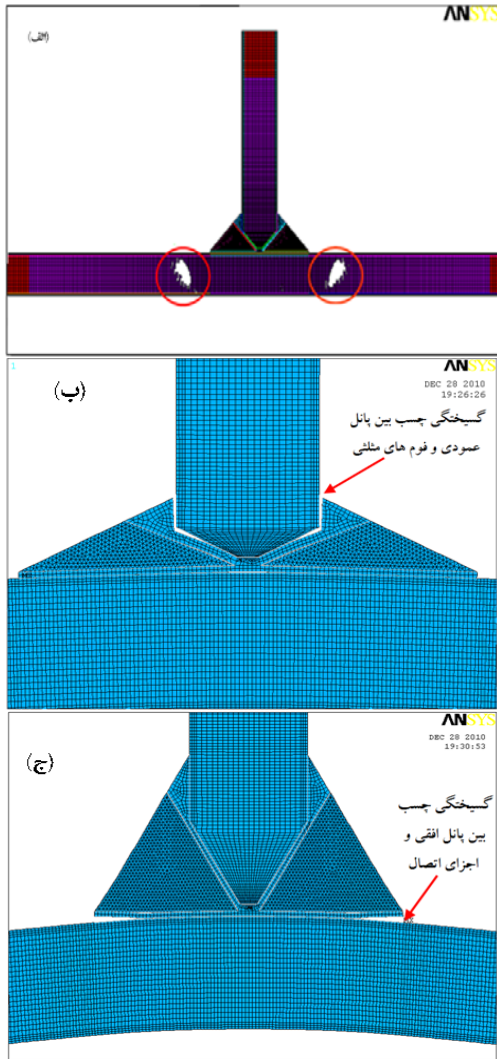
)

(

(

()

T



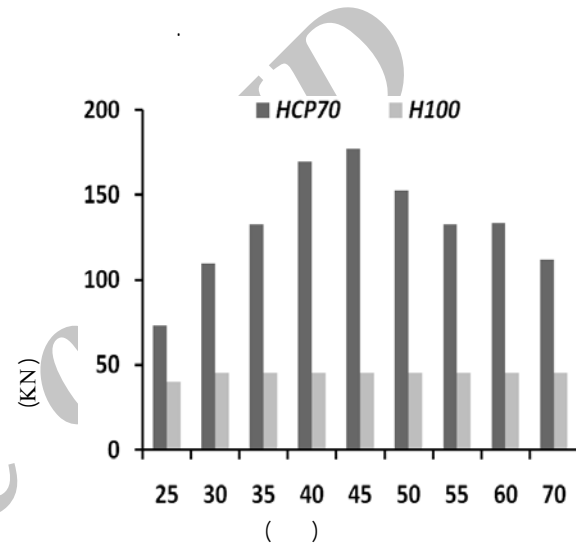
() : ()

(

(

()

% /



: ()

T

()

T

)

:(

)

(



/ / / /

%

%

- stitched T-joints in bending. *Composite Structures* 2000; 50:17-27.
- Stickler P.B, Ramulu M, Parametric analyses of stitched composite T-joints by the finite element method. *Materials and Design* 2002; 23 : 751–758.
- Blake J.I.R, Shenoj R.A, House J, Turton T. Progressive damage analysis of tee joints with viscoelastic inserts. *Composite: Part A* 2001;653-32:641.
- Turaga UVRS, Sun CT. Failure modes and load transfer in sandwich T-joints. *J Sandwich Struct Mater* 2000;2:225–45.
- Earl J.S., Dulieu-Barton J.M., Shenoj R.A. Determination of hygrothermal ageing effects in sandwich construction joints using thermoelastic stress analysis. *Composites Science and Technology* 2003; 63: 211–223.
- Neser G., Diler E., Ozes C., Effect of T-Joint Geometry on the Performance of a GRP/PVC Sandwich System Subjected to Tension. *Journal of Reinforced Plastics and Composites* 2009; 28: 49-58.
- Technical manual, Divinycell HD, Copyright © DIAB Group AB October 2009.
- Gdoutos E.E., Daneil I.M., Wang K.A., Failure of cellular foam under multiaxial loading. *Composite : Part A* 2002;36:163-176.
- Lim T., Lee C., Lee D.G., Failure Modes of Foam Core Sandwich Beams under Static and Impact Loads. *Journal of Composite Materials* 2004; 38; 1639-1662.
- Technical manual, Divinycell HCP, Copyright © DIAB Group AB March 2009.
- Alfano G., Crisfield M.A., "Finite Element Interface Models for the Delamination Analysis of Laminated Composites: Mechanical and Computational Issues", *International Journal for Numerical Methods in Engineering*, 2001;50: 1701-1736.
- ANSYS user's manual.
- D.W. Zhou, L.A. Louca, M. Saunders. Numerical simulation of sandwich T-joints under dynamic loading. *Composites: Part B* 2008;39: 973–985.
- Rispler AR, Steven GP, Tong L. Failure analysis of composite T-Joints including inserts. *J Reinf Plastic Compos* 1997; 16:1642–58.
- Kumari S, Sinha PK. Finite element analysis of composite wing Tjoints. *J Reinf Plastic Compos* 2002; 21:1561-85
- Shenoj RA, Violette FLM. A study of structural composite Tee joints in small boats. *J Compos Mater* 1990; 24:644–66.
- Shenoj RA, Hawkins GL. Influence of material and geometry variations on the behaviour of bonded tee connections in FRP ships. *Composites* 1992; 23:335–45.
- Dodkins AR, Shenoj RA, Hawkins GL. Design of joints and attachments in FRP ships' structures. *Marine Struct* 1994; 7:365–98.
- Dharmawan F, Thomson RS, Li H, Herszberg I, Gellert E. Geometry and damage effects in a composite marine T-joint. *Compos Struct* 2004; 66:181–7.
- Li HCH, Dharmawan F, Herszberg I, John S. Fracture behaviour of composite maritime T-joints. *Compos Struct* 2006; 75:339–50.
- Theotokoglou EE, Moan TJ. Experimental and numerical study of composite Tee-joints. *J Compos Mater* 1996;30:190–209.
- Theotokoglou EE. Strength of composite T-joints under pull-out loads. *J Reinf Plast Compos* 1997;16:503–18.
- Phillips HJ, Shenoj RA. Damage tolerance of laminated tee joints in FRP structures. *Compos Part A* 1998; 29:465–78.
- Toftgaard H, Lystrup A. Design and test of lightweight sandwich T-joint for naval ships. *Composites: Part A* 2005; 36:1055–1065.
- Stickler P.B, Ramulu M., Johnson P.S., P.S. Experimental and numerical analysis of transverse