
)

(

*

(/ / : // :)

Surfer

Archive of SID

()

()

SPI

SPI

()

()

SPI

()

()

()

()

()

()

SPI

(DPI)

(PNPI)

(PDSI)

()

()

()

()

(SPI)

(SPI)

SPI

()

PDSI SPI

()

()

SPI

Percent of normal precipitation index

Deciles precipitation index

Palmer Drought Severity Index

Standardized Precipitation Index

McKee et al

Guttman

Hayes et al

(.)

SPI

(NDMC)

()

()

SPI

()

$$g(x) = \frac{1}{\beta^\alpha \Gamma(\alpha)} x^{\alpha-1} e^{-x/\beta}$$

()

()

$$\beta \quad \alpha > 0$$

$$\Gamma(\alpha) \quad x > 0$$

$$\alpha$$

$$x \quad \beta > 0$$

:

$$Z = SPI = + \left(t - \frac{c_0 + c_1 t + c_2 t^2}{1 + d_1 t + d_2 t^2 + d_3 t^3} \right) \quad ()$$

for $0.5 < H(X) < 1.0$

$$\Gamma(\alpha) = \int_0^\infty y^{\alpha-1} e^{-y} dy \quad ()$$

$$t = \sqrt{\ln\left(\frac{1}{(H(x))^2}\right)} \text{ for } 0 < H(X) < 0.5 \quad ()$$

$$t = \sqrt{\ln\left(\frac{1}{(1.0 - H(x))^2}\right)} \text{ for } 0.5 < H(X) < 1.0 \quad ()$$

$$H(x) = q + (1 - q)G(x) \quad ()$$

$c_0=2.515517, c_1=0.802853, c_2=0.010328,$
 $d_1=1.432788, d_2=0.189269, d_3=0.001308$

Archive of SID

G

n m q

() (x)

H (X)

SPI

Z

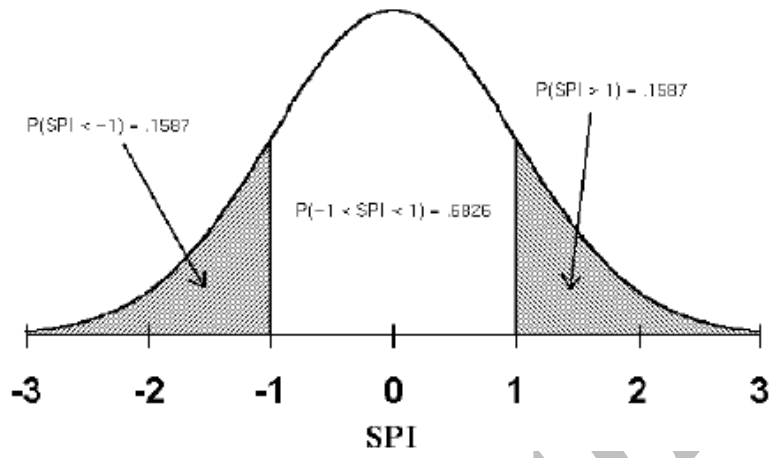
SPI

SPI Z

Z

$$Z = SPI = - \left(t - \frac{c_0 + c_1 t + c_2 t^2}{1 + d_1 t + d_2 t^2 + d_3 t^3} \right) \quad ()$$

for $0 < H(X) < 0.5$



Archive of SPI

()

SPI

SPI

()

SPI

SPI

()

SPI

(EV₁) FFA

SPI

()

surfer

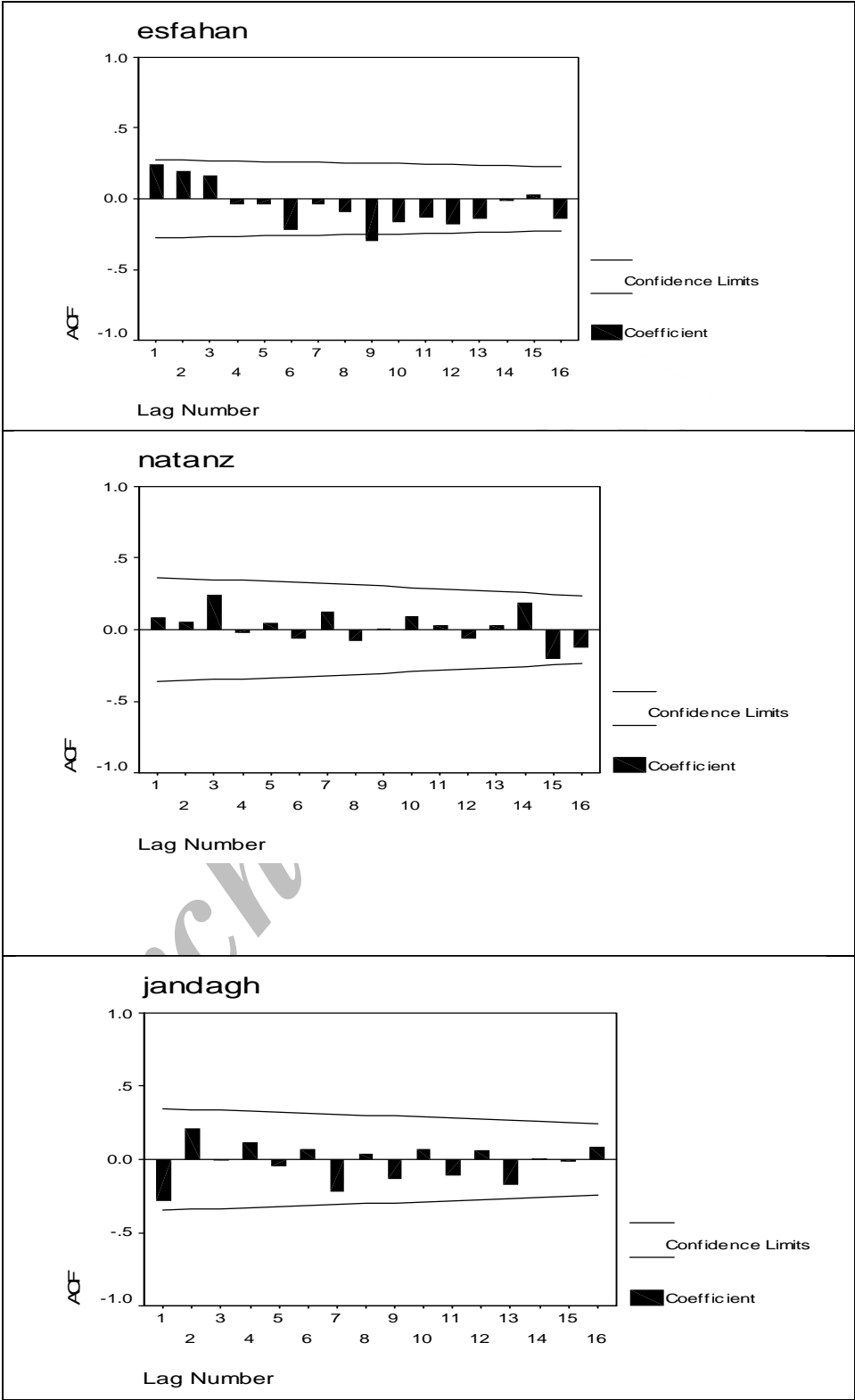
()

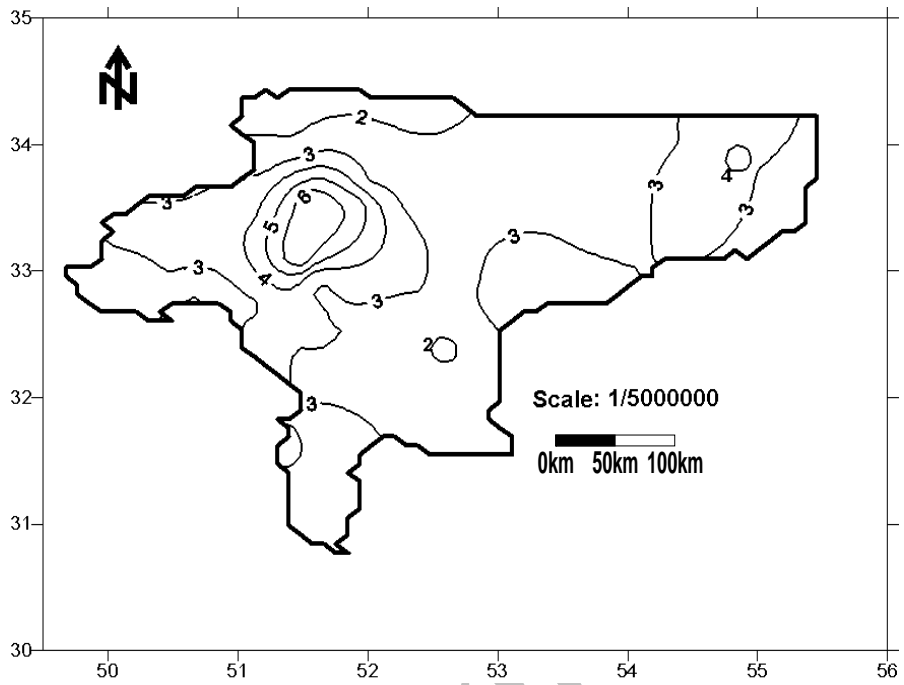
()

SPI

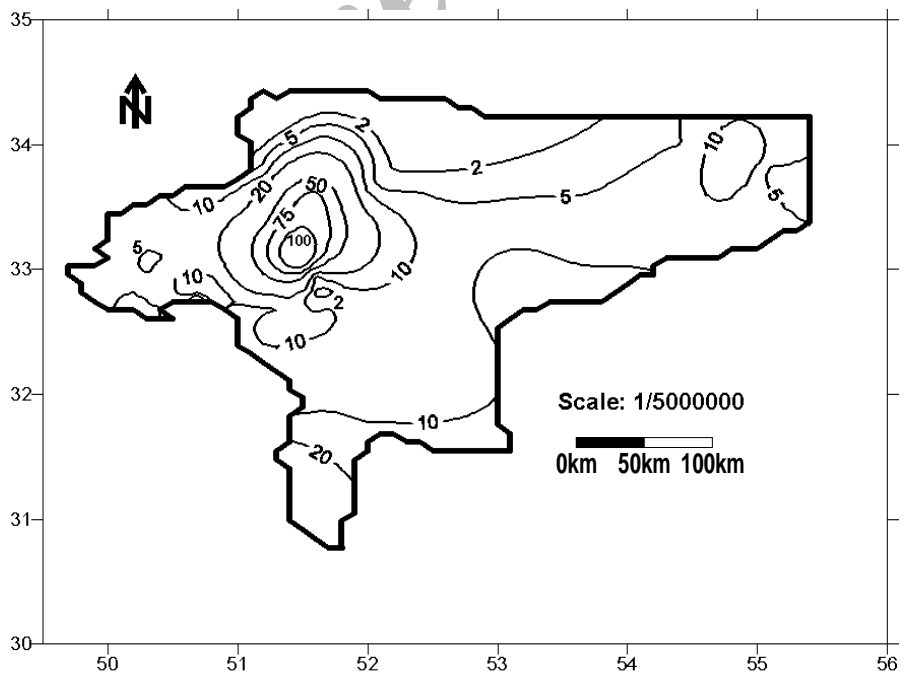
Flood frequency analysis

surfer

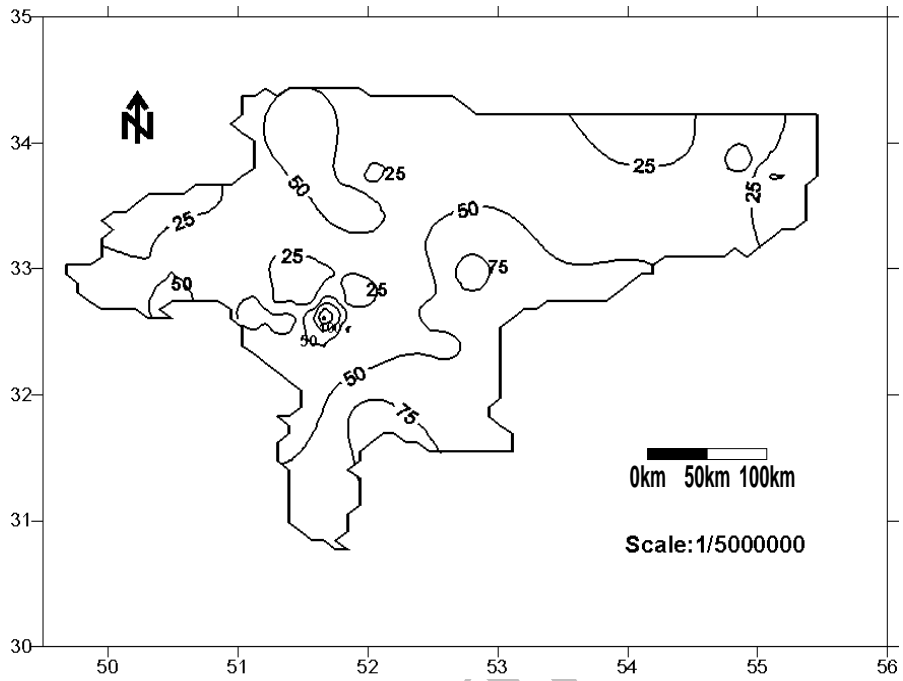




()



()



Archive 03

()

SPI

)

(

SPI

FFA¹

Flood frequency analysis

()

SPI

()

.SPI

8- Giddings, L., Soto, M., Rutherford, B.M and Maarouf, M., 2005, "Standardized precipitation index zones for Mexico", Atmosfera, PP. 33-56.

9- Guttman, N.B., 1998, "Comparing the Palmer drought index and the standardized Precipitation index", Journal of the American Water Resources Association, 34 (1), Pp.113-121.

10- Hayes, M.J., Svoboda, M.D., Wilhite, D.A., and Vanyarkho, O.V., 1999, "Monitoring the 1996 drought using the standardized precipitation index", Bulletin of the American Meteorological Society , 80 (3), pp. 429-438.

...

11- Hayes, M.J., 2005, "Drought indices", Available online at: <<http://www.drought.unl.edu/whatis/indices.htm>>

12- Mckee, T.B., Doesken, N.J and Kleist, J., 1993, "The relationship of drought frequency and duration to time scales" , 8th conference on Applied Climatology, 17- 22 January , Anaheim, CA, pp. 176-184.

13- NDMC., 1995, Understanding and defining drought. Available from <http://drought.unl.edu/whatis/concept.htm>

14- NDMC., 1995, drought indices. Program for SPI computing Available from http://www.drought.unl.edu/monitor/spi/program/spi_program.htm

Archive of SID

Statistical analysis of return period of drought conditions in Isfahan province using the Standardized Precipitation Index

S. Saadati¹, S. Soltani^{*2} and S. S. Eslamian³

¹ Msc. Graduated, Faculty of Natural Resources, Isfahan University of Technology, I.R.Iran

² Associate prof., Faculty of Natural Resources, Isfahan University of Technology, I.R.Iran

³ Associate prof., Faculty of Agriculture, Isfahan University of Technology, I.R.Iran

(Received: 10 August 2006, Accepted: 01 February 2009)

Abstract

Drought is universal phenomenon that can occur everywhere and can cause harmful impacts on human beings and natural ecosystems. Thus, it is very important to study drought characteristics part of for water resources management. In this study, the Standardized Precipitation Index (SPI) is used for drought frequency analysis in Isfahan province. After collecting the precipitation data in the province stations and removing those stations with incomplete data, frequency analysis of drought was carried out by 12-month SPI time series scale end of March. Then, the maps of drought return periods were prepared and analyzed by SURFER software. These maps show that moderate and severe drought with long return period mainly in the west the province and extreme drought events in the east and north east of the province with short return periods which indicate high sensitivity and the necessity for suitable managing programs to deal with the problem of drought.

Keywords: Standardized Precipitation Index, Frequency analysis, Drought, Isfahan province