

// : // :

Archive of SID

\*

SOM

( )

SOM

:

(Moussavi- Harami & Brenner

.1992)

( ) ( )

( )

( ) ( )

( ) ( )

( ) ( )

Archive of SID

(Ghasemi-nejad & Dehghan 2002)

(Majidifard 2003)

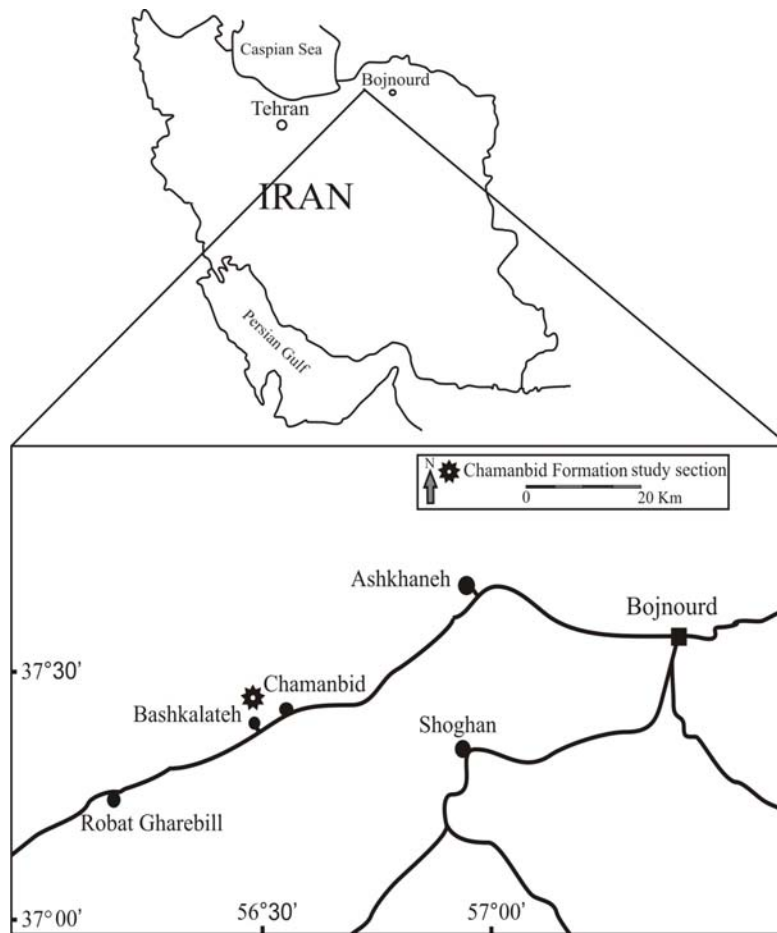
( ) basin (slope)

/ "

o ' / " o ' ,

( )

( )



Archi

%

(Phipps &

Playford 1984)

%

(Mahmoud & Moawad 2000)

%

( )  
( )  
SOM

(Wall et al. 1977; Burger 1988)

( ) SOM

SOM

(Tyson 1993)

( )

Carvalho et )

( )

(al. 2006

)  
% SOM (

Van )

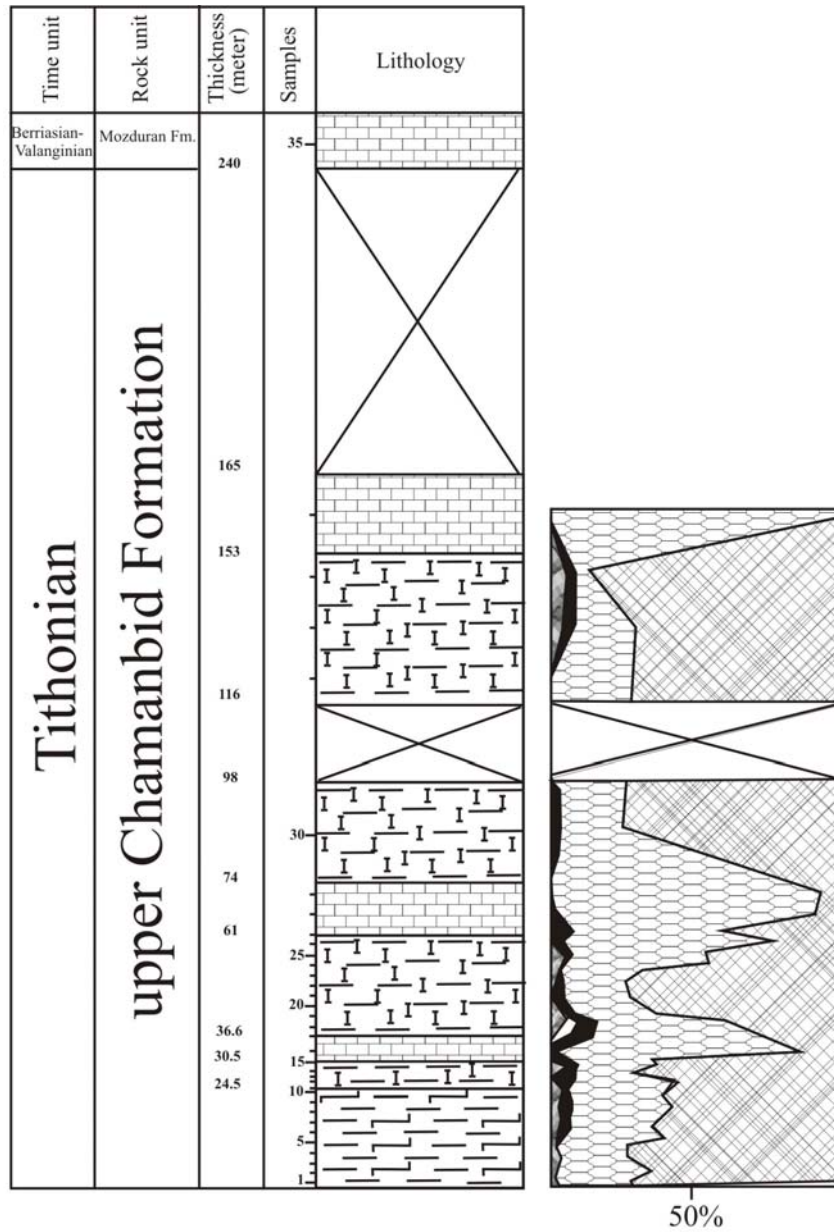
(der Zwan 1990

SOM

%

%

%



**Legend:**

- |  |                  |  |                           |  |                |
|--|------------------|--|---------------------------|--|----------------|
|  | Marl             |  | Coverd                    |  | Dinoflagellate |
|  | Limestone        |  | Miospores                 |  | SOM            |
|  | Calcareous shale |  | Foraminiferal test lining |  | Wood debris    |



( )

Ibrahim )

( )

(2002

Habib 1969)

% SOM

(Vajda 2003

(proximate)

(shore line)

(Vozzhennikova 1965)

( )

)

%

(

%

%

SOM

SOM

)

%

SOM

(

SOM

Wood debris	SOM	Foraminiferal test lining	Dinocyst	Pollen	Spore	←Palynomorph
						Sample. No.↓
69	27.81	0.54	0.81	1.35	0.54	1
71.5	26.47	0.4	0.4	0.63	0.4	2
63.7	34	0.2	0.61	0.82	0.82	3
73.3	23.06	0.25	0.5	1.52	1.27	4
70.5	24.48	0.48	0.95	3.34	0.16	5
60	35.60	1.46	1.22	1.46	-	6
64.6	29.12	1.42	0.78	2.53	1.42	7
63.17	34.18	3	0.67	1.16	1.4	8
56.3	36.65	5.12	1.07	0.54	0.27	9
61.34	32.47	4.25	1.27	0.7	0.18	10
61.5	33.52	2.3	1.34	0.57	0.77	11
53.16	35.79	6.14	0.87	0.52	0.7	12
69	23.02	4.15	1.06	1.81	0.96	13
63.23	29.43	4.23	1.65	1.47	1.65	14
58.2	30.74	4	1.16	0.87	-	15
12.9	87.7	-	-	-	-	16
23.8	59.2	8.3	4.77	-	1.76	17
37.1	46.62	7.43	3.72	2.87	2.2	18
62.15	29.82	3.2	0.69	2.98	1.15	19
66.2	27.45	2.93	1.02	1.9	0.44	20
72.5	23.63	1.97	1.04	0.73	0.1	21
73.5	22.5	2.13	0.25	1.5	-	22
68	28.7	0.89	0.48	0.89	0.97	23
45.3	51.9	2.9	0.6	0.85	0.6	24
44.4	48.7	2.55	1.48	2.38	0.49	25
21.37	75.34	2.14	0.66	0.46	-	26
35.5	57.07	5.5	1.23	0.3	0.3	27
3.69	95.22	0.53	0.53	-	-	28
1.83	98.12	-	-	-	-	29
74.55	22.61	0.91	0.63	0.91	0.35	30
70.22	28.76	-	0.09	0.36	0.54	31
70.75	21.2	5.02	0.52	1.37	1.11	32
86.8	4.87	2.78	0.6	3.60	1.26	33
0.53	98.85	-	0.17	-	-	34



( )  
 (Lycopsida) (Filicopsida)  
 (Coniferopsida) (Ginkgoopsida)  
 (Bryopsida)

*Klukisporites*

*Cyathidites*

*Cicatricosisporites*

*Dipteridaceae* *Schizaeaceae*

*Matoniaceae*

*Cyatheaceae*

*Dicksoniaceae*

(Filatoff 1975; Filatoff & Price 1988; Balme

1995; McKellar 1998)

*Corollina*

SOM

SOM

Mesozoic. In: P. A. Jell, and G. Playford, (Eds.), Palynological and palaeobotanical studies in honour of Basil E. Balme, *Memoirs of the Association of Australasian Palaeontologists*, v. 5, p. 89-124.

- Ghasemi-nejad E., and H. Dehghan, 2002, Application of palynological elements to interpretation of depositional environments, a case study from Northeastern Iran: Third International Congress of the Environmental Micropaleontology, Microbiology and Meiobentology (EMMM), Vienna Austria.

- Habib D., 1969, Middle Cretaceous Palynomorphs in a Deep-Sea Core from the Seismic Reflector Horizon A Outcrop Area: *Micropaleontology*, v. 15 n. 1, p. 85-101.

- Ibrahim M. I. A., 2002, Late Albian - Middle Cenomanian palynofacies and palynostratigraphy, Abu Gharading- 5 well, Western Desert, Egypt: *Cretaceous Research*, v. 23, p. 775-788.

- Phipps D., and G. Playford, 1984, Laboratory techniques for extraction of palynomorphs from sediments: *Department of Geology, University of Queensland, Papers*, v. 11 (1), p. 1-23.

- Majidifard M. R., 2003, Biostratigraphy, lithostratigraphy, ammonite taxonomy and microfacies analysis of the Middle and Upper Jurassic of northeastern Iran: *Dissertation Zur Erlangung des Naturwissenschaftlichen Doktorgrades Der Bayerischen Julius-Maximilians- Universität Würzburg*.

- McKellar J. L., 1998, Late Early to Late Jurassic palynology and biostratigraphy of the Roma Shelf area, northwestern Surat Basin, Queensland, 611 p.

- Burger, D., 1988, Early Cretaceous environments in the Eromanga Basin, palynological evidence from GSQ Wyandra-1 corehole: *Memoirs of the Association of Australasian Palaeontologists*, v. 5, p. 173-186.

- Balme, B. E., 1995, Fossil in situ spores and pollen grains: an annotated catalog: *Review of Palaeobotany and Palynology* v. 87 (2-4), p. 81-323.

- Carvalho .A. M., M. G. J. Filho, and R. T. Menezes, 2006, Paleoenvironmental reconstruction based on palynofacies analysis of the Aptian–Albian succession of the Sergipe Basin, Northeastern Brazil: *Marine Micropaleontology* v. 59, p. 56-81.

- Filatoff J., 1975, Jurassic Palynology of the Perth Basin, Western Australia: *Palaeontographica Abt. B*, 154, p. 1-113.

- Filatoff, J., and P.L. Price, 1988, A pteridacean spore lineage in the Australian

Field Offshore Mid Norway: Review of Palaeobotany and Palynology 62, p. 157-186.

- Vajda V., 2003, Pollen and spores in marine Cretaceous / Tertiary boundary sediments at mid-Waipara River, North Canterbury, New Zealand: New Zealand Journal of Geophysics, v. 46, p. 255-273.

- Vozzhennikova T. F., 1965, Introduction to the study of peridinian algae: Boston spa, U. K. National Library for Science and Technology: 231 p.

- Wall D., B. Dale, G. P. Lohmann, and W. K. Smith, 1977, The environmental and climate distribution of dinoflagellate cysts in modern marine sediments from regions in the North and South Atlantic Oceans and adjacent seas: Marine Micropaleontology v. 2, p. 121-200.

- Mahmoud M. S., and A. R. M. M. Moawad, 2000, Jurassic - Cretaceous (Bathonian to Cenomanian) palynology and stratigraphy of the West Tiba- 1 borehole, northern Western Desert, Egypt: Journal of African Earth Science, v. 30, n. 2, p. 401- 416.


- Moussavi-Harami R., and R. L. Brenner, 1992, Geohistory analysis and petroleum reservoir characteristics of Lower Cretaceous (Neocomian) sandstones, eastern Kopet Dagh Basin, northeastern Iran: American Association of Petroleum Geologists Bulletin v. 76, p. 1200-1208.

- Tyson R. V., 1993, Palynofacies analysis. In: D. G. Jenkins (Ed.), Applied micropaleontology: Boston, Kluwer Academic Publishers, p. 153-191.

- Van der Zwan C. J., 1990, Palynostratigraphy and palynofacies reconstruction of the Draugen

Archive of SID

## Plate 1



Figs. 1- *Striatella scanica* (Nilsson) Filatoff & Price, 1988, Proximal focus X1200. 2- *Striatella jurassica* Mädlar, 1964, Distal focus X1200. 3- *Laevigatosporites ovatus* Wilson & Webster, 1946, Proximal focus X1400. 4, 7- *Plicatella* sp. Distal focus X1200. 5, 6, 8, 9- *Corollina torosa* (Reissinger) Klaus emend Cornet & Traverse, 1975, X1800. 10- *Perinopollenites mckellarii* Mckellar, 1998, X1600. 11, 12, 13- *Corollina meyeriana* (Klaus) Venkatachala & Góczá, 1964, X1800. 14- *Stereisporites psilatus* (Ross) Pflug, 1953, 12, 13, 17 Proximal focus X1400. 15- Proximate dinoflagellatecyst. x640. 16- *Podocarpidites astrictus* Haskell, 1968, X1600. 17, 18, 24- Algal spores. 19- Fungal spore. 20- A: SOM, B: Wood debris. X160. 21- Scolecodont. 22, 23- Foraminiferal test linings.