

*

pirozy7@yahoo.com :

*

(11 : 11 :)

(Sub-Mediterranean)

Archive of SID

(Clap 1940)

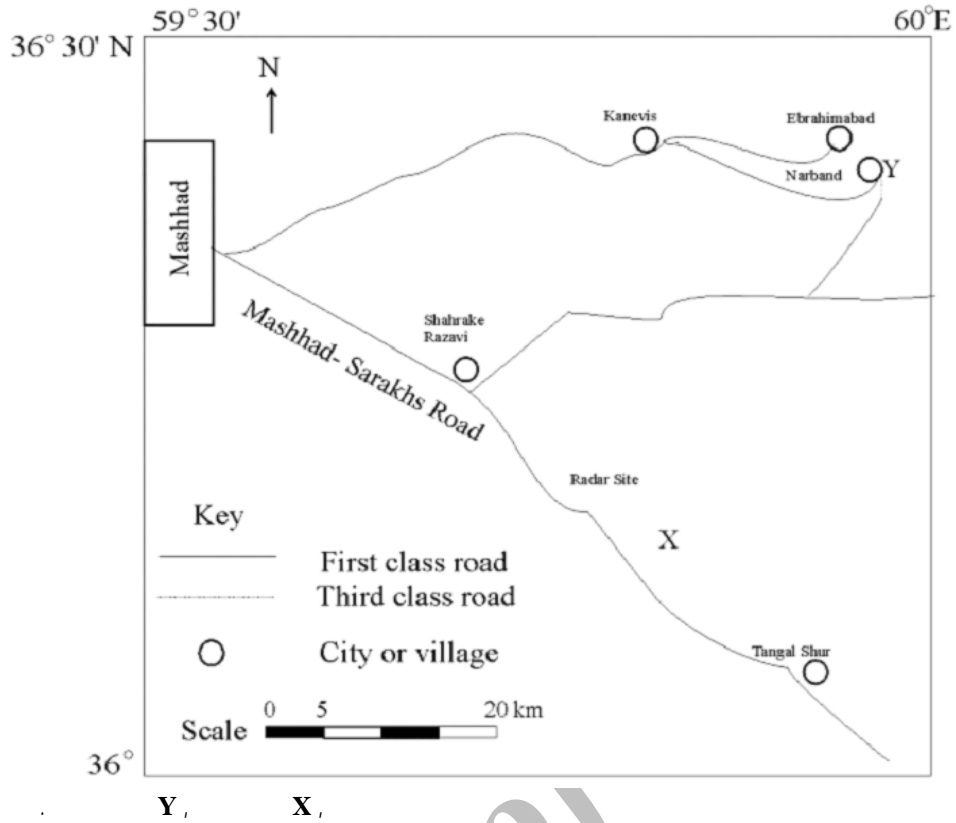
()

)

()

(Afshar-Harb 1969, 1979

(Kalantari 1969)



Y, X, Aghanabati) : (Taheri & Ghaemi 1994) : (1986 (Madani 1977) () (Adabi & Rao 1991) (Adabi & Ager 1997) (Kalantari 1969) Seyed-) (Emami & Alavi-Naini 1990) (Schiarer et al. 1999) Seyed-Emami et al. 1994, 1996,) () (Schiarer et al. 1999; 1998

Homoeplanulites sp., *Procerites sp.*

Lenticulina sp.

Ammobaculites sp. *Textularia sp.* *Pseudocyclammina sp.*,

Pfenderina trochoidea *Pfenderina sp.*

()

()

Arkell Arkell *et al.* 1957)

Seyed-Emami *et al.* 1985, 1989, Buckmann 1909, 1930 1958

Phylloceras sp.

(Donovan & Callomon 1981 1991

()

Legend

	Conglomerate		Marly shale
	Sandstone		Marl
	Shale		Marly limestone
	Gypsum		Limestone
			Sandy limestone

Time Unit	Rock Unit	Thickness Sample Number	Lithology	Field Description	Fossils	
Oxfordian	Mozduran Formation	20				
		60		Limestone, grey, medium to thick bedded, with dolomite intercalation.		
Callovian	Chaman Bid Formation	15				
		59		Marly limestone, grey, with limestone, light grey on the top.	<i>Rhynchonella sp.</i> (Brachiopoda)	
		58		Marl, dark grey, with marly shale.	Ammonite debris	
		57		Marly limestone, light grey.	<i>Homoeplanulites sp.</i>	
		56		Marly limestone, grey, medium bedded, with shale intercalation.	<i>Homoeplanulites sp.</i>	
		10		55	Marly shale, grey, thin bedded, with limestone intercalation.	
		54		Marl, dark grey.		
		53		52	Marly limestone, light grey to dark grey, weathered color light grey.	<i>Procerites sp.</i>
		5		51	Sandy limestone, fossil debris, medium grain, light grey, thin bedded.	Ammonite debris
		50				
Upper Bajocian	Kashaf Rud Formation	2				
		49		Coarse grain sandstone, grey to red.		
		48				
		47		46	Microconglomerate, grey, medium bedded.	
		45		45	Sandstone, medium grain, dark grey to light grey, thin bedded.	

Time Unit	Rock Unit	Thickness	Sample Number	Lithology	Field Description	Fossils
Oxfordian	Mozduran Formation	19	19	Limestone with dolomite intercalation, medium bedded to thick bedded.		
17	17	Marly limestone and marl, grey.		<i>Perisphinctes</i> sp. 1, <i>Perisphinctes</i> sp. 2, <i>Euaspidoceras</i> sp.		
					16	16
15	15	Marly shale, grey, thin bedded.		<i>Perisphinctes</i> sp.		
					14	14
13	13	Marl and marly limestone, grey.		<i>Procerites</i> sp.		
					12	12
20	Covered					
					10	10
9	9	Marly limestone, dark grey to light grey thin bedded.		<i>Calliphylloceras disputabile</i>		
					8	8
7	7	Marl and marly shale, dark grey.		<i>Holcophylloceras cf. mediterraneum</i> (7, 8)		
					6	6
5	5	Marly shale, with marl, dark grey, thin bedded.				
					4	4
3	3	Marl, grey, with limestone, grey, thin bedded.				
					2	2
1	1					
					Upper Bajocian	Kashaf Rud Formation



()

Phylloceras sp., *Ptycophylloceras*
Holcophylloceras cf. mediterraneum, *Oecotraustes* sp., sp.

Perisphinctes sp. 1 *Perisphinctes* sp. 2 *Sowerbyceras* sp.
Taramelliceras sp. *Euaspidoceras* sp.

Holcophylloceras
Homoepianulites *Ptycophylloceras* sp. *Phylloceras* sp. sp.
H. procerites *Calliphylloceras disputabile* sp.
() *Perisphinctes* sp.

(Seyed-Emami *et al.* 2001)

(Seyed-Emami *et al.* 2001)

(Seyed-Emami *et al.* 1989)

(Seyed-Emami *et al.* 1991, 1993)

Phylloceras

Calliphylloceras Sowerbyceras Ptycophylloceras

Euaspidoceras Taramelliceras Holcophylloceras Procerites

Perisphinctes

(Paleogeography)

(Paleobiogeography)

Seyed-Emami *et al.* 1985)

(Schairer *et al.* 1989, 1998, 2000

Sub-Mediterranean

Seyed-Emami)

()

(Berberian & King 1981)

(1988

Seyed-Emami *et al.*)

Cariou

(1973)

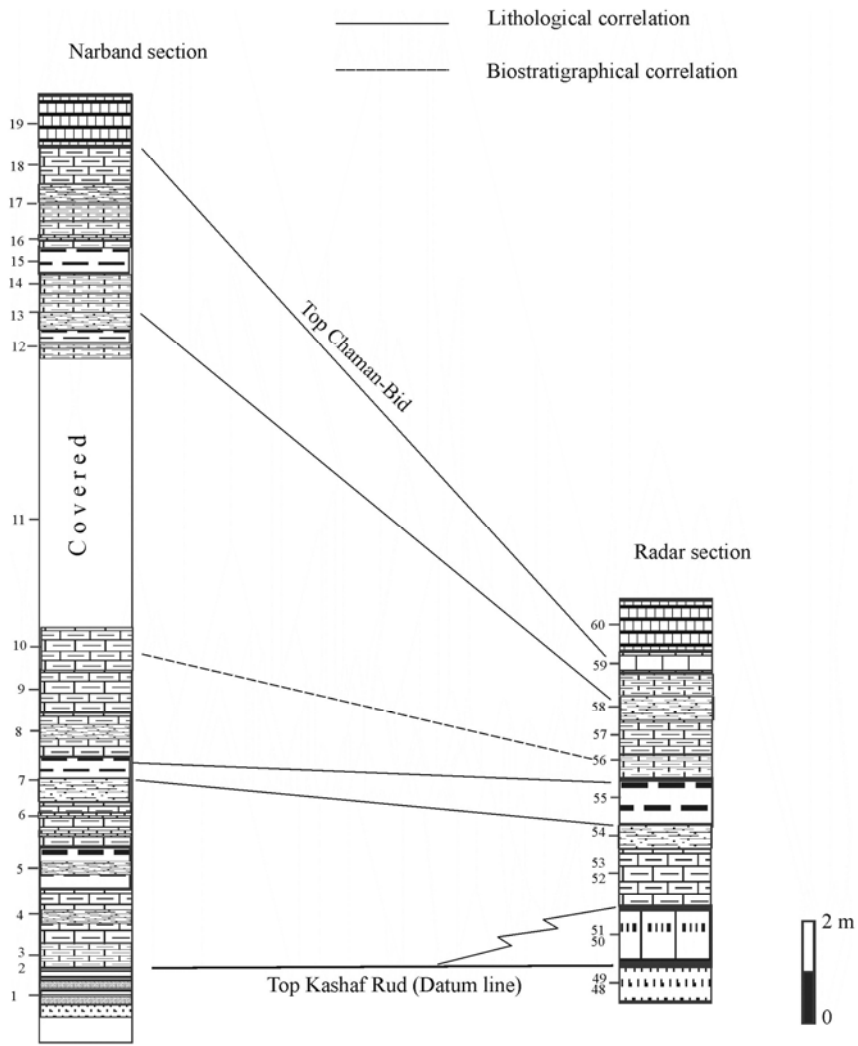
)

(1994


Sub-Mediterranean

(

Mediterranean



System	Series	Stage	Koppeh Dagh	North Iran	Central Iran	
Jurassic	Upper	Tithonian	<i>Mozduran Fm.</i>	Lar Fm.	Qaleh-Dokhtar Fm.	Esfandiar Fm.
		Kimmeridgian				
		Oxfordian				
	Middle	Callovian	<i>Chaman Bid Fm.</i>	Dalichai Fm.	Bagham-Shah Fm.	
		Bathonian				
		Bajocian	<i>Kashaf Rud Fm.</i>		Parvadeh Fm.	Hojedk Fm.
		Aalenian				
	Lower	Toarcian	Shemshak Fm.	Shemshak Fm.	Badamu Fm.	
		Pliensbachian				
		Sinemorian				
		Hettangian				



1- *Procerites* sp., Radar section, sample no. Radar 53, X 0.5. 2- *Choffatia* sp., Narband section, sample Nar 16, X 1. 3- *Taramelliceras* sp., Narband, section, sample no. Nar 18, X 0.7. 4- *Phylloceras* sp., Narband section, sample no. Nar 4, X 1. 5- *Holcophylloceras* cf. *mediteranium*, Narband section, sample no. Nar 7, X 2. 6- *Perisphinctes* sp. 1, sample no. Nar 15, X 1. 7- *Procerites* sp., Narband section, sample no. Nar 13, X 1. 8- *Euaspidoceras* sp., sample no. Nar 17b, X 1. 9- *Oecotraustes* sp., Narband section, sample no. Nar 17, X 1. 10- *Procerites* sp., Narband section, sample no. Nar 7, X 1. 11- *Perisphinctes* sp. 2 Narband section, sample no. Nar 17, X 1. 12- *Taramelliceras* sp., Narband section, sample no. Nar 18, X 1.

(Fozy 1993a, b)

(Ziegler 1981 Hallam 1975)

- Adabi M.H., Ager D.V. 1997: Late Jurassic brachiopods from North- East Iran. *Paleont.* **40**: 355-362.
- Adabi M.H. Rao C.P. 1991: Petrographic and geochemical evidence for original aragonite mineralogy of Upper Jurassic carbonates (Mozduran Formation), Sarakhs area, Iran. *Sediment. Geol.* **72**: 253-267.
- Afshar-Harb A. 1969: A brief history of geological exploration and geology of the Sarakhs area and the Khangiran field. *The Bull. Ir. Petrol. Inst.* **37**: 86-93. (In Persian).
- Afshar-Harb A. 1979: The stratigraphy, tectonics and petroleum geology of the Kopet Dagh region, Northern Iran. PhD thesis, Imperial College of Science and Technology, London.
- Aghanabati A. 1986: (Compiled) Geological quadrangle map of Mashhad, 1:250000. Geological Survey of Iran, Tehran.
- Arkell W. J. 1958: A monograph of English Bathonian ammonites. *Palaeontogr. Soc.*
- Arkell W.J., Kummel B., Wright W. C. 1957: Mesozoic Ammonoidea. In Moore R.C. (ed) Treatise on invertebrate paleontology Part I, *Mollusca 4, Cephalopoda, Ammonoidea*. The Geological Society of America and University Kansas Press, New York and Lawrence. Pp. L80-L490
- Berberian M., King G.C.P. 1981: Toward a palaeogeography and tectonic evolution of Iran. *Can. J. Earth Sci.* **18**: 210-265.
- Buckman S.S. 1909-1930: Yorkshire type ammonites, 773 plates.
- Cariou E. 1973: Crataceous Belemnites. In: Hallam A. (ed) Atlas of Palaeobiogeography. Elsevier Scientific publishing Company, Amsterdam. Pp.287-295.
- Clap F.G. 1940: Geology of Eastern Iran. *Bull. Geo. Soc. Amer.* **51**: 1-102.
- Donovan D.T., Callomon J.H. 1981: Classification of the Jurassic Ammonitina. In House M. R., Senior J. R. (eds.): The ammonoidea, the evolution, classification, mode of life and geological usefulness of a major group. Systematic Association Special Volume No.18. Academic Press, London. Pp. 101-155
- Fozy I. 1993a: Upper Jurassic ammonite biostratigraphy of the Mecsek Mts., Southern Hungary. *Földtani Közlöny* **123**: 195-205.
- Fozy I. 1993b: Upper Jurassic ammonite biostratigraphy in the Gerecse and Pilis Mts.(Transdanubian Central Range, Hungary). *Földtani Közlöny* **123**: 441-464.

-
- Hallam A. 1975: Jurassic environments. Cambridge Earth Science Seri, 1-269, Cambridge.
- Kalantari A. 1969: Foraminifera from the middle Jurassic-Cretaceous successions of Kopet Dagh region (NE-Iran), Exploration and Production. N. I. O. C., Geological Laboratory Publication **3**, Tehran (Ph.D. thesis, London University). Pp. 298.
- Madani M. 1977: A study of the sedimentology, stratigraphy and regional geology of the Jurassic rocks of Eastern Kopet Dagh, NE-Iran. PhD. thesis, London University.
- Schairer G., Seyed-Emami K., Fürsich F., Senowbari-Daryan B., Aghanabati S.A., Majidifard M.R. 2000: Stratigraphy, facies analysis and ammonite fauna of the Qal'eh Dokhtar Formation (middle-upper Jurassic) at the type locality west of Boshtouyeh (east-central Iran). *Neu. Jahrb. Geo. Paläon. Abhand.* **216**: 35-66.
- Schairer G., Seyed-Emami K., Majidifard M.R., Mohamadi-Monfared M. 1999: First record of Lower Tithonian in the Chaman-Bid formation at the type locality near Bash Kalateh (Central Koppeh Dagh, NE Iran). *Mitt. Bayer. Staatssamml. Paläont. Hist. Geo.* **39**: 21-32.
- Seyed Emami K. 1988: Jurassic and Cretaceous ammonite faunas of Iran and their paleobiogeographic significance. In Wiedmann J., Kullmann J (eds) Cephalopods, present and past. Second International Cephalopod Symposium. Pp. 599-606, Schweizerbartisch Verlagbuchhandlung, Stuttgart.
- Seyed-Emami K., Alavi Naini M. 1990: Bajocian Stage in Iran. *Mem. Descr. Carta Geo. D'Italia* **40**: 215-222.
- Seyed Emami K., Schairer G., Alavi-Naini M., Bolourchi M.H. 1985: Ammoniten aus der unteren Dalichai Formation (oberes Bajocian-bis unteres bathonium) der Umgebung von Abe-Garm (Avaj, Nw-Zentraliran). *Zitteliana* **12**: 57-85.
- Seyed Emami K., Schairer G., Alavi-Naini M. 1989: Ammoniten aus der unteren Dalichai Formation (unterbathon) östlich von Semnan (SE Alborz, Iran). *Münchn. Geowiss. Abhandl.* **15**: 79 -91.
- Seyed Emami K., Schairer G., Aghanabati A., Fazal M. 1991: Ammoniten aus dem Bathon von Zentraliran (Tabas-Nayband Reigon). *Münchn. Geowiss. Abhandl.* **19**: 65-100.
- Seyed Emami K., Schairer G., Aghanabati A., Hajmolaali A. 1993: Ammoniten aus der Badamu Formation (oberes Toarc bis Unteres Bajoc) SW von Ravar (N-Kerman, Zentraliran). *Mitt. Bayer. Staatssamml. Paläont. Hist. Geo.* **33**: 13-30.
- Seyed-Emami K., Schairer G., Behroozi A. 1994: Einige Ammoniten aus der Kashaf Rud Formation (Mittlerer Jura) E Mashhad (NE-Iran). *Mitt. Bayer. Staatssamml. Paläont. Hist. Geo.* **34**: 145-158.
- Seyed-Emami K., Schairer G., Behroozi A. 1996: Ammoniten aus dem Oberen Bajoc (Mittlerer Jura) des SE-Koppeh Dagh und SE-Alborz (NE-Iran). *Mitt. Bayer. Staatssamml. Paläont. Hist. Geo.* **36**: 87-106.
- Seyed Emami K., Schairer G., Mohamadi-Monfared M. 1998: Ammoniten aus dem Oberen Jura des Nordiran. *Mitt. Bayer. Staatssamml. Paläont. Hist. Geo.* **38**: 97-110.
- Taheri J., Ghaemi F. 1994: Geological sheet map of Mashhad, 1:100000 scale. Geological Survey of Iran, Tehran.
- Ziegler B. 1981: Ammonoid Biostratigraphy and Provincialism: Jurassic-Old World. In House M.R. & Senior J.R.: The Ammonoidea. London, Academic Press. Pp. 443-457.