

()

(Allium cepa L.)

//

/ %

/ %

) F₆S

() F₆M

(n=8)

%

:

()

BA 2,4-D

(F₆)

TIBA

()

()

(JAF)

F₁

(.)

(.)

()

F₁

()

()

F₁

()

()

()

F₆M F₆S

() JAF

() () F₆CY M₆M M₆S

JAF-F₆CY

) M₄

() M₄

(

()

)

()

)

(

(%)

)

(

(

)

(

(%)

(/ %)

(/ %)

()

(/ %)

()



M₄

F₆M F₆S

JAF

F₆CY M₆M M₆S

(M₄)

()

3 . Somaclonal variation

1. Vitrified flowers
2. Somatic embryogenesis

F₆S M₆S ()

() F₆M- M₆M

JAF-F₆CY

M₆S.F₆S

JAF () F₆M - M₆M

2,4-D

*

(%)

/	n.s.	/	n.s.	/	n.s.	/	n.s.
/	**	/	**	/	**	/	**
/	n.s.	/	**	/	**	/	**
/	n.s.	/	**	/	**	/	**
/		/		/		/	

**

*

.*

%

:**

.ns

:**

/ %

/ %

F₆S -M₆S

()

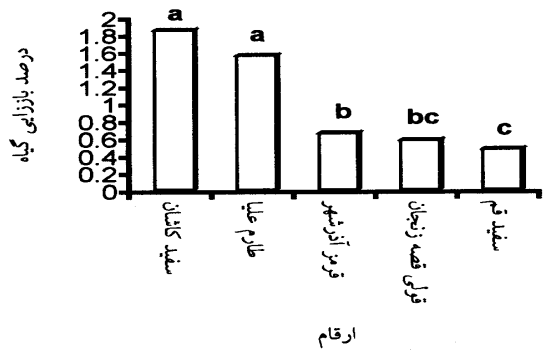
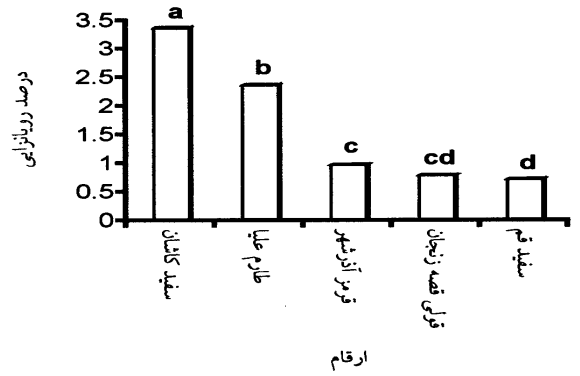
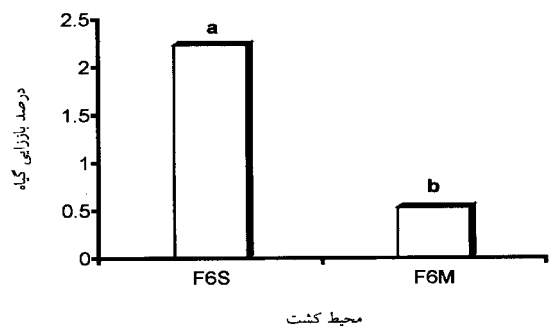

%

JAF-F₆CY

(/ %) F₆S M₆S
 (/ %) F₆M M₆M
 (/ %) JAF- F₆CY
 (/ %)
 (/ %)

F₆M M₆M F₆S M₆S
 / % / % / % JAF- F₆CY
 JAF- F₆CY
 (.)
 / / JAF-F₆CY
 F₆S M₆S F₆M M₆M
 JAF- F₆CY
 JAF-F₆CY ()
 (/ %)
 () (/ %)

BA 2,4-D
 ()
 / %
 ()



2ip IAA F₆CY (F₆CY) (JAF) %

(F₆M F₆S) F₆M F₆S () JAF- F₆CY BA 2,4-D

() JAF- F₆CY JAF TIBA

REFERENCES

8. Bohanec, B., M. Jakse, A. Ihan, & B. Javornik. 1995. Studies of gynogenesis in onion (*Allium cepa* L.): induction procedures and genetic analysis of regenerants. *Plant Science* (104): 215 – 224
9. Bohanec, B. & M. Jakse. 1999. Variation in gynogenic response among long day onion (*Allium cepa* L.) accessions. *Plant Cell Report* (18): 737 – 742

10. Brewster, J. L. 1994. Onion and other vegetable alliums. CAB International Publication. P. 236
11. Campion, B. & C. Alloni. 1990. Induction of haploid plants in onion (*Allium cepa* L.) by *in vitro* culture of unpollinated ovules. *Plant, Cell, Tissue and Organ Culture* (20): 1 – 6
12. Campion, B., M. T. Azzimonti, E. Vicini, M. Schiavi, & A. Falavigna. 1992. Advances in haploid plant induction in onion (*Allium cepa* L.) through *in vitro* gynogenesis. *Plant Science* (86): 97 – 104
13. Campion, B. & M. Schiavi. 1994. Production of doubled haploid lines of onion (*Allium cepa* L.): progress report and problems. Scientific Meeting “Impact of Plant Biotechnology on Agriculture” Slovenia, 5 – 7 December, 1994: 25 – 33
14. Campion, B., E. Perri, M. T. Azzimonti, E. Vicini, & M. Schiavi. 1995. Spontaneous and induced chromosome doubling in gynogenic lines of onion (*Allium cepa* L.) *Plant Breeding* (114): 243 – 246
15. Cohat, J. 1994. Obtention Chez l’echalote (*Allium cepa* L. var. *aggregatum*) de plantes gynogenetiques par culture *in vitro* de boutons floraux. *Agronomie* (14): 299 – 304
16. Dunstan, D. I. & K. C. Short. 1977. Improved growth of tissue cultures of the onion (*Allium cepa* L.). *Physiology Plantarum* (41): 70 – 72
17. Geoffriau, W., R. Kahane, & M. Rancillac. 1997. Variation of gynogenesis ability in onion (*Allium cepa* L.). *Euphytica* (94): 37 – 44
18. Hoekstra, S., M. H. Van Zijderveld, F. Heidekamp, & F. van der Mark. 1993. Microspore culture of *Hordeum vulgare* L.: The influence of density and osmoality. *Plant Cell Report* (12): 661-665
19. Kashi, A. B. R. Forudi. 1998. Effect of nitrogen on yield, quality and storage ability of onion cultivars (*Allium Cepa* L.). *Iranian Journal of Agricultural Sciences*. 29(3):590-597.
20. Keller, J. 1990a. Result of anther and ovule culture in some species and hybrids in the genus *Allium*. *Arch Zuchtungsforsch* 20 (3): 189 – 197
21. Martinez, L., C. Aguero, & C. R. Galmarini. 1997. Obtention of haploid plants by ovaries and ovules culture in onion (*Allium cepa* L.). Proc. 2 th. Intl. Sym. Edible Alliaceae (Eds.), J. L., Burda, & C. R., Galmarini, *Acta Horticulture* Vol. 433. ISHS Pp.447-453
22. Murashige, T. & F. Skoog. 1962. A revised medium for rapid growth and bioassays with tobacco tissue cultures. *Physiology Plantarum* (15): 473 – 497
23. Muren, R. 1989. Haploid plant induction from unpollinated ovaries in onion. *HortScience* (24): 833 – 834
24. Raymond, A. T. G. 1999. Vegetable seed production. CAB International Publication. P. 282
25. Tuveesson, I. K. D. & R. C. V. Ohlund. 1993. Plant regeneration through culture of isolated microspores of *Triticum aestivum* L. *Plant Cell, Tissue and Organ Culture* (34): 163-167