

()

*

(/ / : / / :)

)
() (M-79-17) (M-79-4
M-79-17 M-79-4

M-79-4

M-79-17

b

()

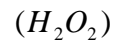
()

()

NADP

()

()



()



(Triticum aestivum L.)

()

M-79-4

()

() M-79-17

α

()

()

[EC 1.11.1.7]

b



()



()

()

()

()

()

()

()

EC]

()

[1.11.1.6



()

()

()

()

(/)

()

(Spectrophotometer model: Shimadzu

UV-160A)

(b) (a)
) b a b a ± C

()
) / () } V / (*W)
a = { / ()
) / () } V / (*W)
b = { / ()
() + / () } V / (*W)
b a = { /

W

V

b a b a
:()

= (/) *
(%)

()

() ± C

(Electrical conductive meter model: Inolab, wTw

(/) PSI

:()
(%) = 1 - [1 - (T₁/T₂) / 1 - (C₁/C₂)] * 100

C T

/

/

()

pH

/

/

Minitab

MSTAT-C

Excel

()

()

(

M-79-4)

()

(M-79-17)

()

M-79-17

M-79-17

()

(

)

()

b a

()

/

/

a

pH

b

()

()

()

b

...

:

a		b	
/ <i>ns</i>	/ *	/ **	/ **
/ **	/ <i>ns</i>	/ **	/ **
/	/	/	/
		ns %	** % *

a		b	
/ **	/ **	/ **	/ <i>ns</i>
/ *	/ **	/ **	/ **
/ <i>ns</i>	/ *	/ **	/ **
/ <i>ns</i>	/ **	/ **	/ ** *
/	/	/	/
		ns %	** % *

M-79-17 () M-79-4 () M-79-17 ()

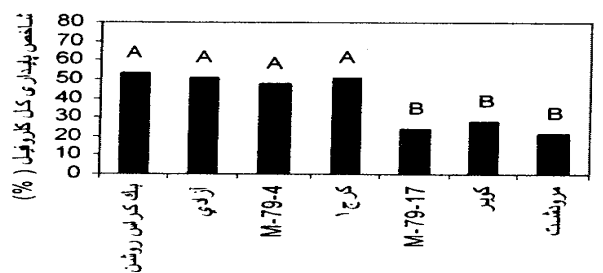
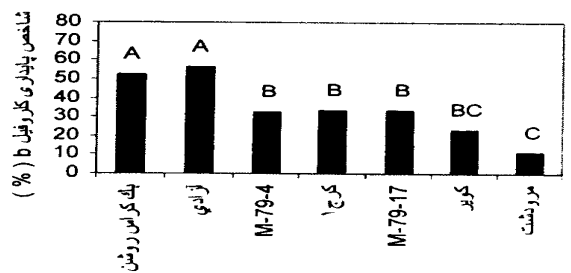
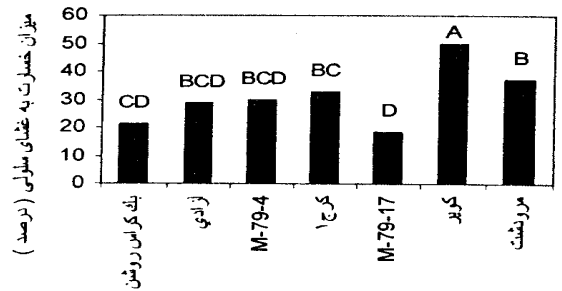
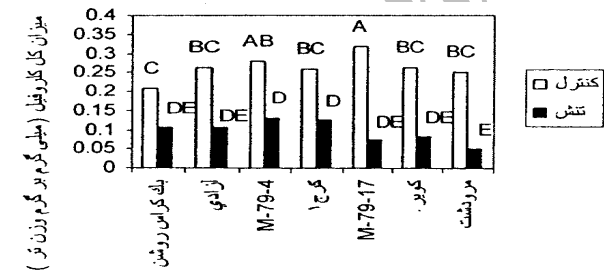
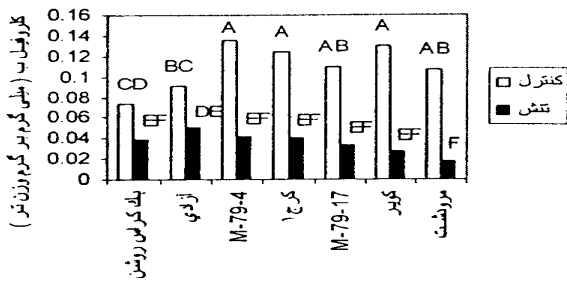
M-79-17 % M-79-17 ()

M-79-17 () a b ()

() b b ()

() M-79-4 ()

() M-79-17 ()



b		b	
/ ns	/ *	/ *	/ ns
/ *	/ ns	/ ns	/ **
ns %		* %	

()

()

()

()

()

b a

()

M-79-4

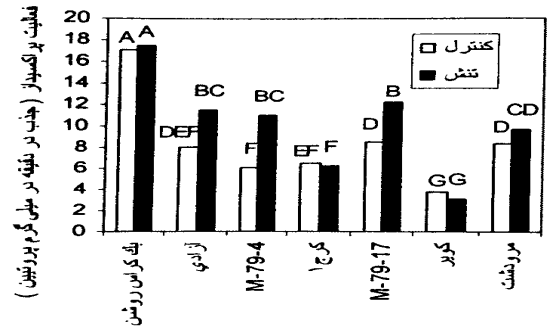
M-79-17

()

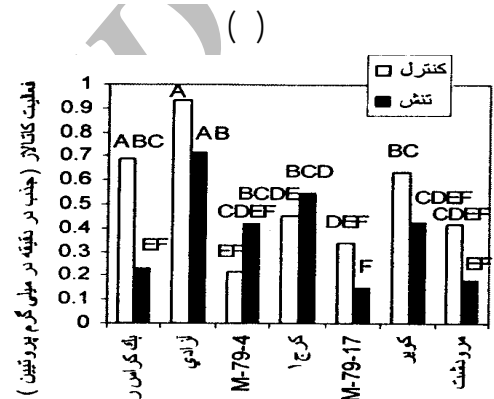
M-79-4

M-79-17

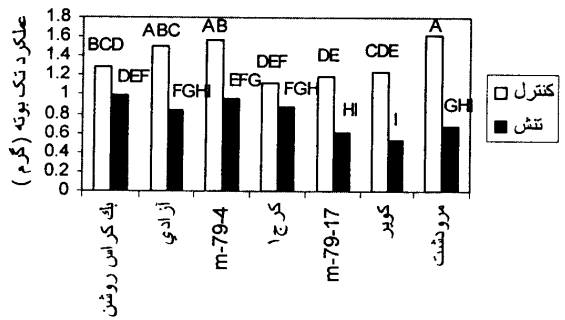
()



برقاع



برقاع



برقاع

() ()

()

(M-79-17)

(M-79-4)

()

H_2O_2

H_2O_2

()

H_2O_2

()

()

()

()

()

()

H_2O_2

()

()

M-79-17

H_2O_2

()

b

H_2O_2

M-79-4

()

CO_2

$NADP^+$

b

REFERENCES

2. Ashraf, M.Y., A.R. Azmi, A.H. Khan & S.A. Ala. 1994. Effect of water stress on total phenoles, peroxidase activity and chlorophyll content in wheat. *Acta Physiologiae Plantarum*. 16: 185-191.
3. Basiak, R., D. Rana, P.B.B. Acharya & M.Kar. 1994. Alterations in the activities of active oxygen scavenging enzymes of wheat leaves subjected to water stress, *Plant Cell physiol*. 35: 489-495.
4. Bowler, C., M. Van Montagu, & D. Inze. 1992. Superoxide dismutase and stress tolerance. *Ann.Rev. Plant Physiol*. 43:83-116.
5. Caruso, C., G. Chilosi, C. Caporale, L. Leonardo, L. Bertini, P. Margo & V. Buonocore. 1999. Induction of pathogenesis-related proteins in germinating wheat seeds infected with *Fusarius Culmorum*. *Plant Science*. 140:87-97.
6. Chance, B., & A.C. Maehly. 1995. Assay of catalase and Peroxidase. In: Colowick,S.P., and N.D.Kaplan (eds.). *Methods in Enzymology*. Academic Press. New York. 2:764-791.
7. Chang, C.J., & C.H. Kao. 1998. H_2O_2 metabolism during senescence of rice leaves: Changes in enzyme activities in light and darkness. *Plant Growth Regulation*. 25:11-15.
8. Chowdhury, S.R., & M.A. Choudhuri. 1985. Hydrogen peroxide metabolism as an index of water stress tolerance in jute. *Physiol. Plant*. 65:503-507.
9. Dat, J.F., H. Lopez-Delgado, C.H. Foyer, & I.M. Scott. 1998. Parallel changes in H_2O_2 and catalase during thermotolerance induced by salicylic acid or heat acclimation in mustard seedlings. *Plant Physiol*. 116:1351-1357.
10. Dhindsa, R.S. 1991. Drought stress, enzyme of glutathion metabolism, Oxidation injury and protein synthesis in *Tortula ruralis*. *Plant Physiol*. 95:648-651.
11. Dhindsa, R.S., P. Plumb-Dhindsa, & T.A. Thrope. 1981. Leaf senescence : Correlated with increased leaves of membrane permeability and lipid peroxidation, and decreased leveles of superoxide dismutase and catalase.*J. Exp.Bot*. 32:93-101.
12. Egneus, H., U. Heber, & M. Krik. 1975. Reduction of Oxygen by the electron chain of chloroplasts dring assimilation of carbon dioxide. *Bioch.Biophys. Acta*. 408:252-268.
13. Foyer, C.H., M. Leandais, & K.J. Kunert. 1994. Photoxidative stress in plants. *Physiol. Plant*. 92.696-717.
14. Halliwell, B. 1982. The toxic effects of oxygen on plant tissue. In:L.W.oberley (ed.). *Superoxide Dismutase*. 1:89-123. CRC press Inc., Boca Raton. USA.
15. Huang, B. 2000. Role of morgoligical and physiological characteristics in drought resistance of plants. In: Willkinson,. (Eds.). *Plant-Environmental Interactions*. Marcel dekker inc. New York. pp:39-64.
16. Inze, D., & M.Van Montago. 1995. Oxidative stress in plants. *Curr.Opin. Biotechnol*. 6:153-158.
17. Irigoyen, J.J., D.W.Emerich, & M.Sanchez-Diaz. 1992. Alfalfa leaf senescence induced by drought stress. Photosynthesis hydrogen peroxidase metabolism, lipid peroxidation and ethylen evolution. *Physiol. Plant*. 84:67-72.
18. Ito, H., H. Nobutusugu & A. Ohbayashi. 1991. Purification and characterization of rice peroxidase. *Agric.Biol.Chem*. 55. 2445-2454.

19. Jagtap, V., & S. Bharagava. 1995. Variation in antioxidant metabolism of drought tolerant and susceptible varieties of Sorghum bicolor (L.) Moench. Exposed to high light, low water and high temperature stress. *J. Plant Physiol.* 145:195-197.
20. Jiang, Y., & N. Huang. 2001. Drought and Heat stress injury to two cool-season turfgrasses in relation to Antioxidant Metabolism and Lipid Peroxidation. *Crop Sci.* 41:436-442.
21. Jung, S. 2004. Variation in antioxidant metabolism of young and mature leaves of Arabidopsis thaliana subjected to drought. *Plant Sci.* 166:459-466.
22. Kraus, T.E., B.D. Mc Kersie, & R.A. Fletcher. 1995. Paclobutrazole induced tolerance of wheat leaves to prochloraz may involve in antioxidant activity. *J. Plant Physiol.* 145:570-576.
23. Liang, Y., Q. Chen, Q. Liu, W. Zhang, R. Ding. 2003. Exogenous silicon (Si) increases antioxidant enzyme activity and reduces lipid peroxidation in roots of salt-stressed barley (*Hordeum Vulgar L.*). *J. Plant Physiol.* 160:1157-1164.
24. Mac Adam, J.W., Nelson, C.J., & R.E. Sharp. 1992. Peroxidase Activity in the leaf elongation zone of tall fescue. *Plant Physiol.* 99:872-878.
25. Meidner, H. 1984. Class experiments in plant physiology, British library cataloguing in publication Data. London.
26. Mittal, K., & R.S. Dubey. 1991. Behaviour of peroxidase in rice: change in enzyme activity and isoforms in relation to salt tolerance. *J. Physiol. Biochem.* 29(1):31-40.
27. Noctor, G., & C. Foyer. 1998. Ascorbate and Glutathione : Keeping active oxygen under control. *Annu. Rev. Plant Physiol.* 49:294-279.
28. Pastori, G.M., & V.S. Trippi. 1992. Oxidative stress induces high rate of glutathione reductase synthesis in a drought resistant maize strain. *Plant Cell Physiol.* 33:957-961.
29. Polle, A. 1997. Defense against photooxidative Damage in plants. p.783-813. In: J. Scandalios, ed. *Oxidative Stress and the Molecular biology of Oxidative Defense*. Cold Spring Harbor Laboratory press, Cold Spring Harbor, 1vY.
30. Reddy, A.R., K.V. Chaitanya & M.V. Vivekanadan. 2004. Drought-induced responses of photosynthesis and Antioxidant metabolism in higher plants. *J. Plant Physiol.* 161:1189-1202.
31. Rensburg, L.V., & G.H.J. Kruger. 1994. Evaluation of components of oxidative stress metabolism for use in selection of drought tolerance and cultivars of *Nicotiana tabacum L.* *J. Plant Physiol.* 139:621-625.
32. Sairam, R.K. 1994. Effect of moisture stress on physiological activity of two contrasting wheat Genotypes. *Indian. Exp. Biol.* 32:594-597.
33. Sairam, R.K., P.S. Deshmuk & D.S. Shukla. 1997. Tolerance of drought and temperature stress in relation to increased antioxidant enzyme activity in wheat. *J. Agronomy & Crop Science.* 178:171-178.
34. Scandalios, J.G. 1993. Oxygen stress and superoxide dismutases. *Plant Physiol.* 101:7-12.
35. Schutz, M., & A. Fangmeir. 2001. Growth and yield responses of spring wheat (*Triticum aestivum L.* cv. Minaret) to elevated CO₂ and water limitation. *Environmental pollution.* 114:187-194.
36. Shepherd, A., S.M. MC Ginn, G. C.L. Wyseure. 2002. Simulation of the effect of water shortage on the yields of winter wheat in North-East England. *Ecological Modeling.* 147: 41-52.
37. Sing, M., J.P. Srivastava & A. Kumar. 1992. Cell membrane stability in relation to drought tolerance in wheat genotypes. *J. Agronomy & Crop Science.* 168:186-190.
38. Sullivan, C.Y. 1972. Mechanism of heat and drought resistance in grain sorghum and method of measurement. In: Sing, M., J. Srivastava and A. Kumar. 1992. Cell membrane stability in relation to drought tolerance in wheat genotypes. *J. Agronomy & Crop Science.* 168:186-190.
39. Wise, R.R., & A.W. Naylor. 1987. Chilling-enhanced Photo-Oxidation. The oxidative destruction of lipids during chilling injury to photosynthesis and ultrastructure. *Plant Physiol.* 83:278-282.
40. Zhang, J., & M.B. Kirkham. 1994. Drought-stress-induced changes in activities of superoxide dismutase, catalase and peroxidase in wheat species. *Plant Cell Physiol.* 35:785-791.