

()

*

(// : // :)

(GMP)

(TOL)

(MP)

(S)

(STI)

(SSI)

(Ys)

(Yp)

Badia

STI GMP MP

MP

STI GMP

Badia

Terean78

Terean78

Badia

STI GMP MP

(.)

()

()

()

()

()

()

()

()

()

(SSI)

$$SSI = \frac{1 - (Y_s/Y_p)}{1 - (Y_s/Y_p)}$$

(Tol)

()

(MP)

Archive of SID

$$MP = \frac{(Y_p + Y_s)}{2}$$

$$Tol = Y_p - Y_s$$

(STI)

$$STI = \left(\frac{Y_p}{Y_p} \right) \left(\frac{Y_s}{Y_s} \right) \left(\frac{Y_s}{Y_p} \right) = \frac{(Y_p)(Y_s)}{(Y_p)^2}$$

(GMP)

Ys Yp

Badia
Roho/Mazarka
Aleos
Numar
Hebe
C63
Terean78
Gloria's'/copal's'
Morocco9-75
Kavir/badia

() mm /

()

(Tol)

(SSI)

(STI)

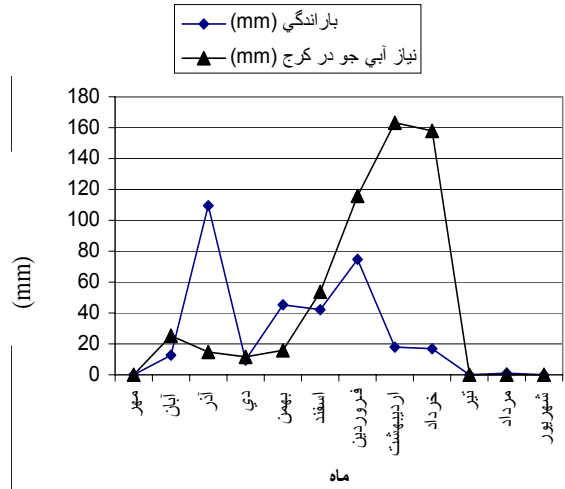
(MP)

(GMP)

A

Mp GMP STI

SSI Tol



Ys Yp

S GMP STI MP SSI Tol

(Yp)

(Ys)

(Yp)

(Ys)

()

(Yp)

(Ys)

STI GMP

MP

()

()

:Yp

Terean78 C63

Badia

:A

: B .

: C .

: D .

:Ys

Terean78

Badia

A

SSI

()

Tol

Gloria

:SSI

Gloria

GMP STI MP Yp

SSI

:MP

Terean78

Badia

Terean78 C63

Badia

:STI

(Ys)

Terean78

Badia

:GMP

(Ys)

Terean78

Badia

(STI Ys Yp)

()

()

Yp
Ys
SSI
TOL
MP
STI
GMP

Tol

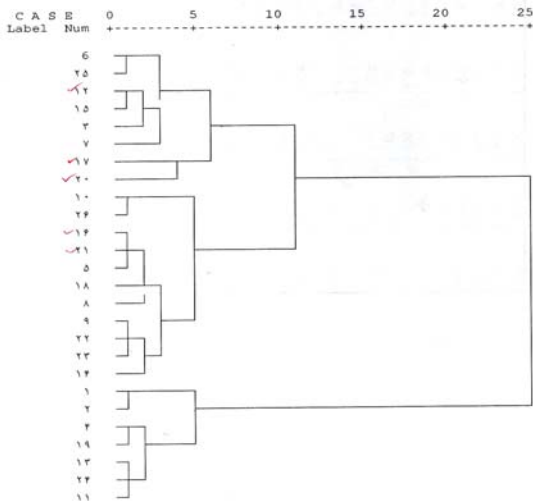
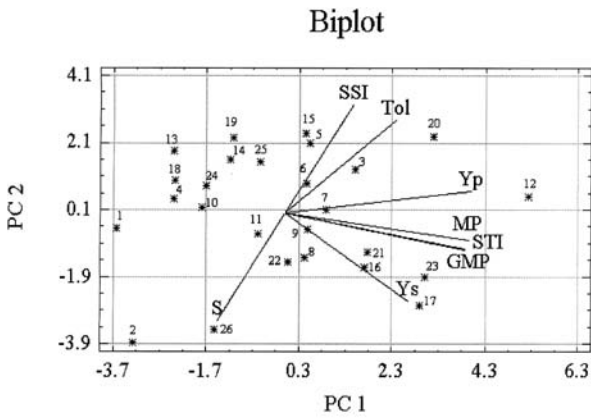
()

)

(

Tol

Ys STI GMP MP Yp



SSI) Ys (Tol

$$= 0.835Yp + 0.889Ys - 0.022SSI + 0.239Tol + 0.988MP + 0.994STI + 0.997GMP + 0.023S$$

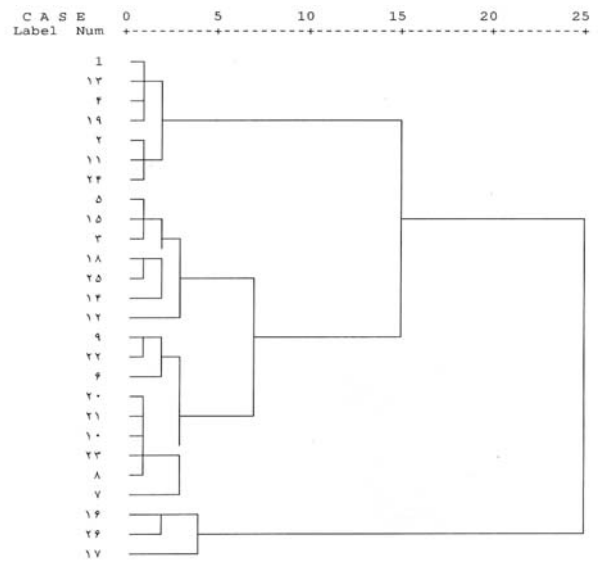
$$= 0.544Yp - 0.450Ys + 0.994SSI + 0.960 Tol + 0.154MP + 0.071STI + 0.0726 GMP$$

() ()

()

MP GMP STI Terean78

() UPGMA



MP GMP STI

REFERENCES

9. Ceccarelli, S., Grando, S., & Hamblin, J.1992. Relationship between barley grain yields measured in low- and high-yielding environments. *Euphytica* 64:49-58.
10. Clarke, J.M.1987.Use of physiological and morphological trait in breeding program to improve drought resistance of cereals.pp.89-99.In: Srivastava, J.P., proceddu, E., Acevedo, E., and varma, S. (eds). *Drought tolerance in winter cereals*. Johan Wiley and Sons, New York.

11. Fernandez, G.C.1992. Effective selection criteria for assessing plant stress tolerance of proceeding of the Sympo.Taiwan, 13-16Aug.1992.by C.G. Kuo.AVRDC.
12. Gabriel,K.R.1971.The biplot graphical display of matrices with applications to principal component analysis .Biometrika 58:453-467.
13. He Zhong, H. & Rajaram. 1994. Differential responses of breed wheat characters to high temperature. Euphytica 74:197-203.
14. Hurd, E.A.1968. Growth of seven varieties of spring wheats at high and low moisture level. Agron.J. 60:201-206
15. Hurd, E.A.1976. Breeding for drought resistance in water deficit and plant growth.T.T.Kozlowzki (Ed). Vol.4 Soil, water management and plant responses.
16. Lawlor, D.W.1994.Physiological and biochemical criteria for evaluating genotypic responses to heat and related stresses.pp.127-143.In: Saunders, D. A. and Hettal, G.H. (eds). Wheat in heat stressed environments, irrigated dry, rice-wheat farming systems, CIMMYT, Mexico.
17. Ortiz-Ferrara, G., S. K. Yau, & M. Assad Moussa. 1991. Identification of agronomic traits associated with yield under stress conditions.pp.68-87.In: Acevedo, E., Conesa,A.p.,Monneveux,p.,and Arivastava, J. P. (eds); Physiology-Breeding of winter cereals for stressed Mediterranean environments. INRA, Paris.
18. Rosielle, A.T. & J. Hambelen.1981. Theatrical of selection for yield in stress and non-stress environment. Crop Sci.21.P:493.
19. Schneider, K. A., R. Rosales-Seerna, F. Iarra-Peres, B. Caeares-Enriques, J. A. A. Acosta-Gallegos, P. Ramires-Vallejo, N. Wassimi, & J. D. Kelly. 1997. Improving common bean performance under drought stress. Crop Sci: 37:43-50.
20. Singh, B. D. 2000. Plant Breeding: Principles and Methods. Kalyani publisher.896pp.

Archive of SID