
بررسی روش‌های تولید نانو تیوب های کربنی و انتخاب بهترین روش ساخت مناسب با استفاده از روش تصمیم گیری چند معیاره

*

- - -
- - -
(/ / / / /)

چکیده

(Carbon Nanotubes, CNT) ()

CNT

CNT

CNT

- CVD - CVD - - - :
AHP -

[]

CNT

CNT

()

(MWNT)

(SWNT)

CNT

(h-MWNT)

(c-MWNT)

CNT

[]

[] c-MWNT h-MWNT

SWNT

SWNT

[]

()

SWNT

SWNT

(1000k<t<6000k)

()

()

C₆₀

()

به عنوان مثال بسته به مقدار انرژی مورد استفاده،
قطعه هدف که به صورت جامد است، گرم و یا ذوب و یا
حتی تبخیر می‌شود. امروز دو نوع دستگاه لیزری برای
تولید نانو تیوبهای کربنی وجود دارد. در یکی، از اشعه لیزر
به صورت پالسی استفاده می‌شود و در دیگری به صورت
پیوسته، که در دومی تاثیر آن کمتر است [۶].

•

SWNT

2100k 1000k

SWNT

SWNT

[]

:

CNT

SWNT DWNT

300 nm

SWNT

()

(Co ,Ni)

SWNT

SWNT

[]

MWNT

SWNT

SWNT

SWNT

Ni-Y

Rh-Pd

SWNT.

- 5-20 nm

10- 100

1200°C

SWNT

... SWNT

HiPCo™

SWNT

CCVD

SWNT

() 0/03 \$/g

MWNT

20kg, 2003

SWNT

(SWNT) .

SWNT

- (/) -

(..)

SWNT

He

MWNT

CH₄

[] []

MWNT

)

(

MWNT

SWNT

500°C

(Ni, Co, Fe, Pt, Pd, etc)

Ni-Co

CNT

در روش قوس الکتریکی نانو تیوب‌های دو جداره^{۱۰} هم همانند SWNT های با قطر زیاد، تولید می‌شوند، حتی

C₆₀ :

می توان با استفاده از یک جریان DC، SWNT های بیشتری هم تولید کرد. در مجموع رشد دادن CNT های هم راستا (MWNTs, DWNTs, SWNTs) با روش قوس الکتریکی مشکل است، البته می توان هم راستائی های جزئی با روش های همرفت یا روش قوس الکتریکی مستقیم توسط پلاسما بوجود آورد. از طرفی درجه حرارت رشد در روش قوس الکتریکی بالاتر از دیگر روش های تولید CNT ها می باشد و در نتیجه محصولات بوجود آمده با این روش ساختار کاملی دارند، تنها عیبی که در ساختار آنها وجود دارد هم راستایی کم آنها می باشد.

CCVD

CCVD

SWNT

nm

MWNT

-
-
-
-
-

...

CCVD

...

CVD

)

CCVD

(


CVD

CNT

CNT

CNT

Ni, Co, Fe



•
•
) .

.(MWNT
•
•
(CCVD)
•
•
•
•

) MWNT
SWNT ((4nm)
•
•
)
(SWNT
•

C-N

(AHP)

HiPCo™ SWNT

(Templating)

HiPCo™ •

-
-

/

CVD

[]

(Expert Choice) EC

CVD

CVD

PECVD

CVD

PECVD

CVD

CVD

CVD

CVD

CVD

:

CVD

-
-
-

CVD

(PECVD)

-CVD

:

()

AHP

ie best method in Gaseous Carbon Source-Based Production Techniques

- Raw material (L: .086 G: .086)
- Raw material for Purification Process (L: .743 G: .064)
- Raw material for Carbon Nano-tube synthesis (L: .257 G: .022)
- Specification of CNTs (L: .115 G: .115)
- CNTs Purity (L: .545 G: .063)
- CNTs Alignment (L: .455 G: .052)
- CNTs purification process (L: .066 G: .066)
- Number of purification process needed (L: .667 G: .044)
- Need catalyst purification from CNT (L: .333 G: .022)
- Machineries (L: .148 G: .148)
- Number of machineries needed (L: .146 G: .022)
- Need cleaning the walls of reactor from sediment (L: .142 G: .021)
- Flexibility of process(Synthesis SWNT & MWNT with little changes in process) (L: .352 G: .052)
- Pressure and temperature of process (L: .222 G: .033)
- Less stages to produce CNTs (L: .138 G: .020)
- Residence time (L: .138 G: .138)
- Price of CNTs (L: .147 G: .147)
- Can be used in Industrial production (L: .160 G: .160)
- To be economic (L: .141 G: .141)

()

()

EC

()


Synthesis with respect to:

The best method of Carbon Nano-tube synthesis for Iran
Overall Inconsistency = .08



()

Priorities with respect to: The best method of Carbon Nano-tubesynthesis for Iran



The best method of carbon Nanotubes synthesis for Iran

. AHP :

Circle one number per row below using the scale:
 1 = Equal 3 = Moderate 5 = Strong 7 = Very strong 9 = Extreme

1	Specifications of the	9	8	7	6	5	4	3	2	1	2	3	4	5	6	7	8	9	Purification process
2	Specifications of the	9	8	7	6	5	4	3	2	1	2	3	4	5	6	7	8	9	Temprature of Synt
3	Specifications of the	9	8	7	6	5	4	3	2	1	2	3	4	5	6	7	8	9	Machineries
4	Specifications of the	9	8	7	6	5	4	3	2	1	2	3	4	5	6	7	8	9	Production Rate
5	Specifications of the	9	8	7	6	5	4	3	2	1	2	3	4	5	6	7	8	9	Cost of CNTs Synth
6	Specifications of the	9	8	7	6	5	4	3	2	1	2	3	4	5	6	7	8	9	Mass production
7	Specifications of the	9	8	7	6	5	4	3	2	1	2	3	4	5	6	7	8	9	Having simple proce
8	Specifications of the	9	8	7	6	5	4	3	2	1	2	3	4	5	6	7	8	9	scale up
9	Purification process	9	8	7	6	5	4	3	2	1	2	3	4	5	6	7	8	9	Temprature of Synt
10	Purification process	9	8	7	6	5	4	3	2	1	2	3	4	5	6	7	8	9	Machineries
11	Purification process	9	8	7	6	5	4	3	2	1	2	3	4	5	6	7	8	9	Production Rate
12	Purification process	9	8	7	6	5	4	3	2	1	2	3	4	5	6	7	8	9	Cost of CNTs Synth
13	Purification process	9	8	7	6	5	4	3	2	1	2	3	4	5	6	7	8	9	Mass production
14	Purification process	9	8	7	6	5	4	3	2	1	2	3	4	5	6	7	8	9	Having simple proce
15	Purification process	9	8	7	6	5	4	3	2	1	2	3	4	5	6	7	8	9	scale up
16	Temprature of Synt	9	8	7	6	5	4	3	2	1	2	3	4	5	6	7	8	9	Machineries
17	Temprature of Synt	9	8	7	6	5	4	3	2	1	2	3	4	5	6	7	8	9	Production Rate
18	Temprature of Synt	9	8	7	6	5	4	3	2	1	2	3	4	5	6	7	8	9	Cost of CNTs Synth
19	Temprature of Synt	9	8	7	6	5	4	3	2	1	2	3	4	5	6	7	8	9	Mass production
20	Temprature of Synt	9	8	7	6	5	4	3	2	1	2	3	4	5	6	7	8	9	Having simple proce
21	Temprature of Synt	9	8	7	6	5	4	3	2	1	2	3	4	5	6	7	8	9	scale up
22	Machineries	9	8	7	6	5	4	3	2	1	2	3	4	5	6	7	8	9	Production Rate
23	Machineries	9	8	7	6	5	4	3	2	1	2	3	4	5	6	7	8	9	Cost of CNTs Synth
24	Machineries	9	8	7	6	5	4	3	2	1	2	3	4	5	6	7	8	9	Mass production
25	Machineries	9	8	7	6	5	4	3	2	1	2	3	4	5	6	7	8	9	Having simple proce
26	Machineries	9	8	7	6	5	4	3	2	1	2	3	4	5	6	7	8	9	scale up
27	Production Rate	9	8	7	6	5	4	3	2	1	2	3	4	5	6	7	8	9	Cost of CNTs Synth
28	Production Rate	9	8	7	6	5	4	3	2	1	2	3	4	5	6	7	8	9	Mass production
29	Production Rate	9	8	7	6	5	4	3	2	1	2	3	4	5	6	7	8	9	Having simple proce
30	Production Rate	9	8	7	6	5	4	3	2	1	2	3	4	5	6	7	8	9	scale up
31	Cost of CNTs Synth	9	8	7	6	5	4	3	2	1	2	3	4	5	6	7	8	9	Mass production
32	Cost of CNTs Synth	9	8	7	6	5	4	3	2	1	2	3	4	5	6	7	8	9	Having simple proce
33	Cost of CNTs Synth	9	8	7	6	5	4	3	2	1	2	3	4	5	6	7	8	9	scale up
34	Mass production	9	8	7	6	5	4	3	2	1	2	3	4	5	6	7	8	9	Having simple proce
35	Mass production	9	8	7	6	5	4	3	2	1	2	3	4	5	6	7	8	9	scale up
36	Having simple proce	9	8	7	6	5	4	3	2	1	2	3	4	5	6	7	8	9	scale up

AHP

()

AHP

Expert

"Choice"

()

"Expert Choice"

AHP

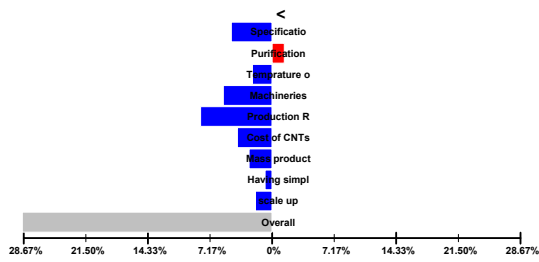
()

Performance

()

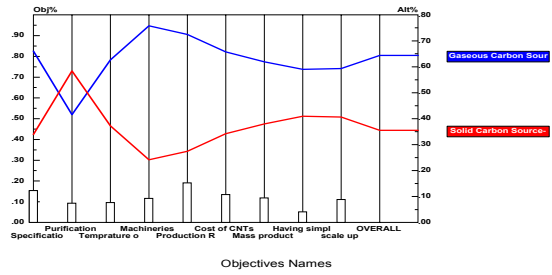
()

Weighted head to head between Gaseous Carbon Source-Based Production Techniques for Carbon Nanotubes and Solid Carbon Source-Based Production Techniques for Carbon Nanotubes



. Dimensional :

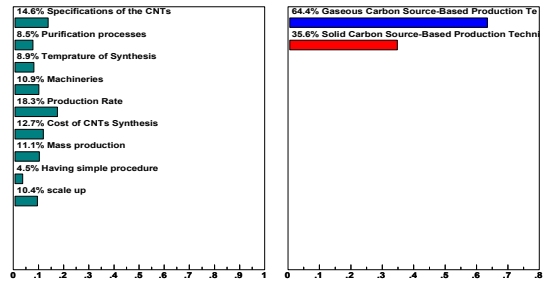
Performance Sensitivity for nodes below: The best method of Carbon Nano-tube synthesis for Iran



Objectives Names	
Specification	Specifications of the CNTs
Purification	Purification processes
Temperature o	Temperature of Synthesis
Machineries	Machineries
Production R	Production Rate
Cost of CNTs	Cost of CNTs Synthesis
Mass product	Mass production
Having simpl	Having simple procedure
scale up	scale up

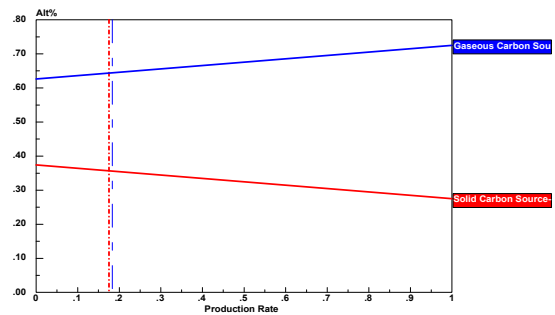
() Dynamic

Dynamic Sensitivity for nodes below: The best method of Carbon Nano-tube synthesis for Iran



. Dynamic :

Gradient Sensitivity for nodes below: The best method of Carbon Nano-tube synthesis for Iran



. Gradient :

() Gradient

() Dimensional

PECVD

- CVD •
- CVD •
- PECVD •

Synthesis: Summary

Synthesis with respect to:

The best method in Gaseous Carbon Source-Based Production Techniques

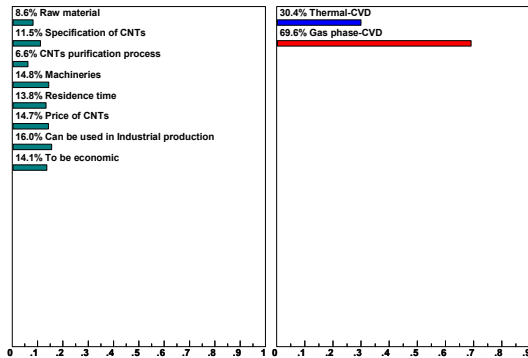
Overall Inconsistency = .10



()

()

Dynamic Sensitivity for nodes below: The best method in Gaseous Carbon Source-Based Production Techniques



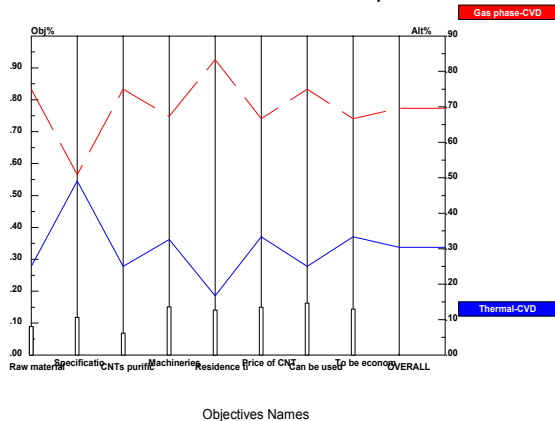
Dynamic :

()
-CVD

Priorities with respect to:
The best method in Gaseous Carbon Source-Based Production Techniques



Performance Sensitivity for nodes below: The best method in Gaseous Carbon Source-Based Production Techniques



Objectives Names

Raw material	Raw material
Specificatio	Specification of CNTs
CNTs purific	CNTs purification process
Machineries	Machineries
Residence ti	Residence time
Price of CNT	Price of CNTs
Can be used	Can be used in Industrial production
To be econom	To be economic

- 1 - Maruyama, B. and Alam, K. (2002). "Carbon nanotubes and nanofibers in composite materials." *SAMPE J.* Vol. 38, PP. 59–7.
- 2 - Yoshinori Ando, and Xinluo Zhao (2004). "Toshiki Sugai, and Mukul Kumar." *Growing Carbon Nonotubes, Materialstoday*, October.
- 3 - Harris, P. J. F. (1999). *Carbon Nanotubes and Related Structures* (Cambridge Univ. Press, Cambridge).
- 4 - Yudasaka, M., Komatsu, T., Ichihashi, T. and Iijima, S. (1997). "Single wall carbon nanotube formation by laser ablation using double targets of carbon and metal." *Chem. Phys. Lett.* Vol. 278, PP. 102–106.
- 5 - Journet, C., Maser, W. K., Bernier, P., Loiseau, A., de la Chapelle, L. M., Lefrant, S., Deniard, P., Lee, R. and Fischer, J. E. (1997). "Large-scale production of single-walled carbon nanotubes by the electric-arc technique." *Nature*, Vol. 388, PP. 756–758.
- 6 - Monthieux, M., Pacheco, M., Allouche, H., Razafinimanana, M., Caprais, N., Donnadiou, L. and Gleizes, A. (2002). "New data about the formation of SWNTs by the electric arc method." *Electronic Properties of Molecular Nanostructures*, AIP Conf. Proc., Melville 2002, ed. By H. Kuzmany, J. Fink, M. Mehring, S. Roth (Springer, Berlin, Heidelberg) PP.182–185.
- 7- Flamant, G., Luxembourg, D., Mas, C. and Laplaze, D. (2002). "Carbon nanotubes from solar energy; a chemical engineering approach of the scale up." *Proc. Am. Inst. Chem. Eng. Ann. Meeting*, Indianapolis.

-
- 8 - Cassell, A. M., Raymakers, J. A., Kong, J. and Dai, H. J. (1999) "Large scale cvd synthesis of single-walled carbon nanotubes." *Journal of Physical Chemistry*, B. 103, No. 31, PP. 6484–6492.
- 9 - Nerushev, O. A., Sveningsson, M., Falk, L. K. L. and Rohmund, F. (2001). "Carbon nanotube films obtained by thermal vapour deposition." *J. Mater. Chem.* Vol. 11, PP. 1122–1132.
- 10 - Monthieux, M., Smith, B. W., Burteaux, B., Claye, A., Fisher, J. and Luzzi, D. E. (2001). "Sensitivity of single-wall nanotubes to chemical processing: An electron microscopy investigation." *Carbon*, Vol. 39, PP. 1261–1272.
- 11 - Guo, T., Nikolaev, P., Thess, A., Colbert, D. T. and Smalley, R. E. (1995). "Catalytic growth of single-walled nanotubes by laser vaporization." *Chem. Phys. Lett.* Vol. 243, PP. 49–54.
- 12 - Ishigami, M., Cumings, J., Zettl, A. and Chen, S. (2000). "A simple method for the continuous production of carbon nanotubes." *Chem. Phys. Lett.* Vol. 319, PP. 457–459.
- 13 - Hsin, Y. L., Hwang, K. C., Chen, F. R. and Kai, J. J. (2001). "Production and in-situ metal filling of carbon nanotube in water." *Adv. Mater.* Vol. 13, PP. 830–833.
- 14 - Nerushev, O. A., Sveningsson, M., Falk, L. K. L. and Rohmund, F. (2001). "Carbon nanotube films obtained by thermal vapour deposition." *J. Mater. Chem.* Vol. 11, PP. 1122–1132.
- 15 - Ghodsipour, S. H. (1379). *Analytical Hierarchy Process (AHP)*, Amirkabir Industrial University, (In Farsi).
- 16 - Asgharpour, M. J. (1377). *Decision making and Operational researches*, Tehran University Pub. (In Farsi).

- | | |
|------------------------------------|---------------------------------------|
| 1 - Single wall Nanotubes | 2 -Multi wall Nanotube |
| 3 - Concentric Multi wall Nanotube | 4 -herringbone Multi wall Nanotube |
| 5 - Bamboo | 6 - Acolt S.A |
| 7 - Nanoledge S.A | 8 - Montpellier |
| 9 - Bucky | 10 - DWNT (Double Wall Nanotubes) |
| 11 - Rice | 12 - Analytical Hierarchy Process |
| 13 - Axioms | 14 - Tomas L. Saati |
| 15 - Reciprocal Condition | 16 - Homogeneity |
| 17 - Dependency | 18 - Expectations |
| 19 - Least Squares Method | 20 - Logarithmic Least Squares Method |
| 21 - Eigenvector Method | 22 - Approximation Methods |
| 23 - Harker | 24 - Thermal |
| 25 - Gas-Phase | 26 -Plasma |
| 27 - Unsupported-Catalyst | 28 - Floating Catalyst |
| 29 - Thermal-CVD | 30 -Gas phase-CVD |
| 31 - Inconel | 32 - Inconsistency Ratio |
-