

(*Acipenser persicus*)

in vitro (IGF-I)

in vitro
DHP (IGF-I)
(hCG)
hCG DHP
GVBD
GVBD IGF-I (PI> / PI< /)
ng/ml DHP ng/ml IGF-I GVBD
IGF-I ng/ml (PI> /)
DHP ng/ml DHP ng/ml (PI< /)
hCG GVBD IGF-I
IGF-I IGF-I
DHP GVBD IGF-I ng/ml
hCG ng/ml
(P< /) hCG IU/ml IGF-I ng/ml
GVBD IGF-I IGF-I

E-mail: bbkamangar@yahoo.com

()

... (Acipenser persicus)

()

()

(GtH_s)

IGF-I

()

IGF-I

()

IGF-I

()

()

()

(GVBD)

in vitro

(FOM)

(GnRH)

() (*Pagrus major*)

(MIH)

Labeo)

() (*Morone saxatilis*)

() (*rohita*)

(*Acipenser persicus*)

(,)

(MPF)

()

()

GVBD

IGF-I

MIH

(IGF-I)

IGF-I

Germinal Vesicle BreakDown

Maturation-Inducing Hormone

Maturation Promoting Hoamone

Insulin-Like Growth Factor-I

Final Oocyte Maturation

Polarization Index

(PI)

in vitro

(GVBD)

()

(PI < /)

(PI > /)

()

(GroPep-Australia Cat. Cod IU100)

μl

(Bovin Serum BSA μl mM
mg/ml Albumin, Merck)

17α, 20β-dihydroxy-4- MIH .

(Sigma Cat.Cod pregnen-3-one (DHP)
mg/ml P6228)

ml Pregnyl hCG

()

(hCG) IGF-I (L-15 Sigma
(mM) Hepese Cat.Cod L5220)

(17,20β-diOH-4-Pregnen-3-one) (mg/L) (mg/L)

IGF-I MIH g/L BSA

pH

(FOM)

(GVBD)

(Falkon)

IGF-I

DHP (ng/ml)

IU/ml) hCG (ng/ml)

() (ng/ml)

()

Polarization Index

(Acipenser persicus)

GVBD

(ng/ml) IGF-I
hCG DHP
()
IU/ml ng/ml

DHP ng/ml
GVBD

IGF-I

ng/ml (PI< /)

ng/ml (PI> /)

IGF-I ml
hCG DHP

IGF-I ng/ml
GVBD

± / C°

() IGF-I ng/ml
IGF-I
ng/ml GVBD

ng/ml DHP

IU/ml hCG ()

hCG DHP IGF-I

hCG

ng/ml

()

hCG

ng/ml IGF-I DHP IGF-I

t)

hCG DHP

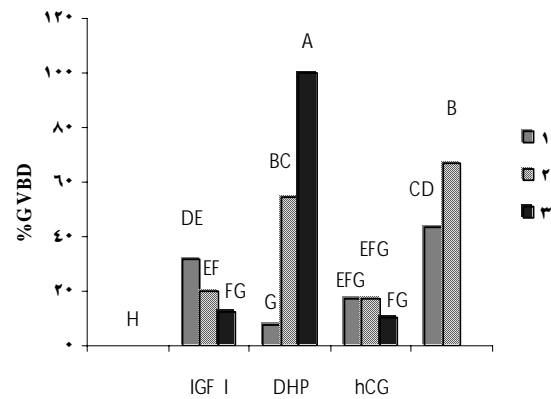
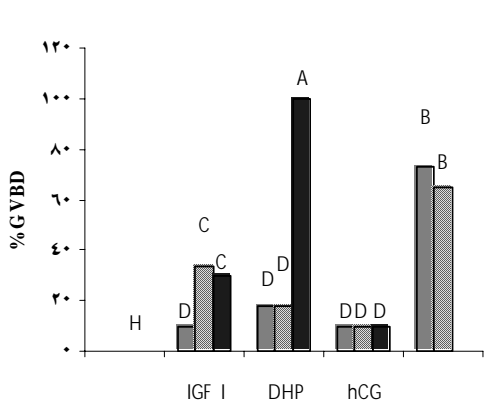
GVBD (

hCG () IGF-I

DHP IGF-I () IGF-I

GVBD

PI	(cm)	(cm)	(cm)	(Kg)	
/		/	/		
/	/		/		
/			/		
/	/		/		



()

IGF-I IU/ml hCG ng/ml DHP ng/ml

...

(*Acipenser persicus*)

DHP

GVBD

IGF-I

()

GVBD

PI> /	PI< /		
/	/		
/ **	/ **		
/	/		

%

**

GVBD

		GVBD	
		(ng/ml or IU/ml)	
IGF-I		/ ± / *	±
		/ ± /	/ ± /
		/ ± /	± **
DHP		/	/
		/ ± /	/ ± /
		/ ± / *	/ ± /
hCG		±	±
		/	/
		/ ± / *	±
		/ ± / *	±
		/ ± /	±
		/ **	
		/ ± /	/ ± /
		/ ± /	/ ± /
		/	/

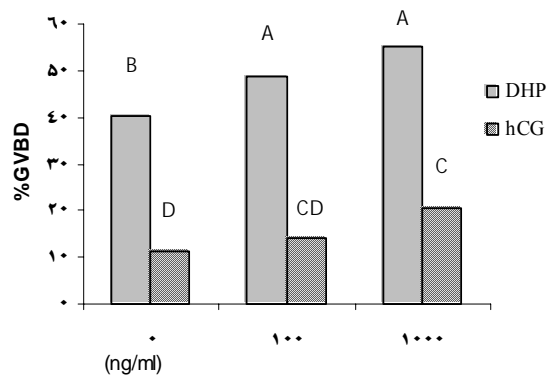
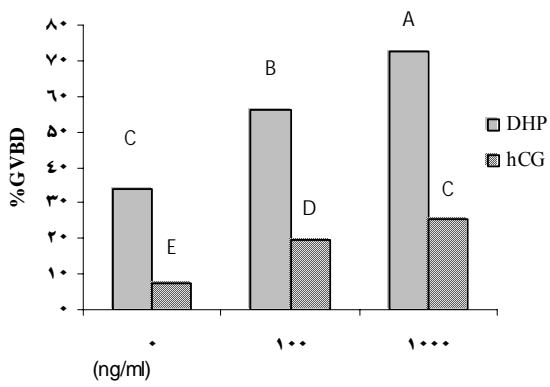
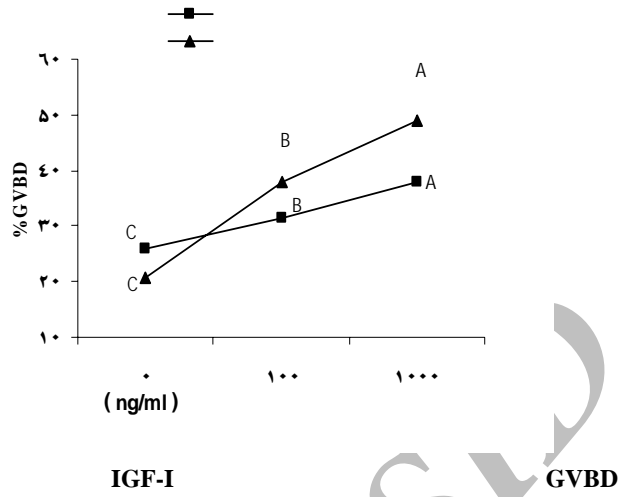
%

** %

*

(± SEM)

t



()

GVBD hCG DHP

()

IGF-I

... (Acipenser persicus)

GVBD		hCG	DHP	IGF-I	
PI> /		PI< /			
/		/			
/ **		/ **		IGF-I	
/		/			
/ **		/ **		(DHP hCG)	
/ **		/ ns		×	
/		/			
/ **		/ **			
/ **		/ **		×	
/ **		/ **		×	
/ **		/ *		×	×
/		/			

ns
%,
/0

** %

*

DHP

IGF-I

()

ng/ml

IGF-I

hCG

DHP

(

)

ng/ml

ng/ml

(

)

IGF-I

IGF-I

ng/ml

IGF-I

ng/ml

DHP

ng/ml

ng/ml

IGF-I

DHP

ng/ml

DHP

()

IGF-I

IGF-I

hCG

hCG

GVBD

(

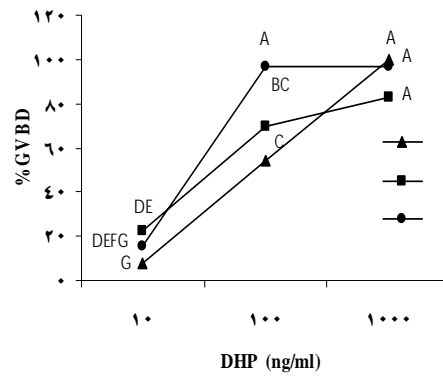
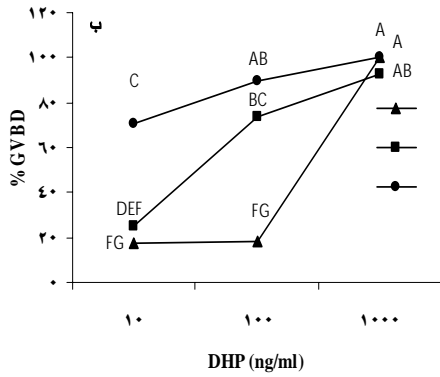
t

)

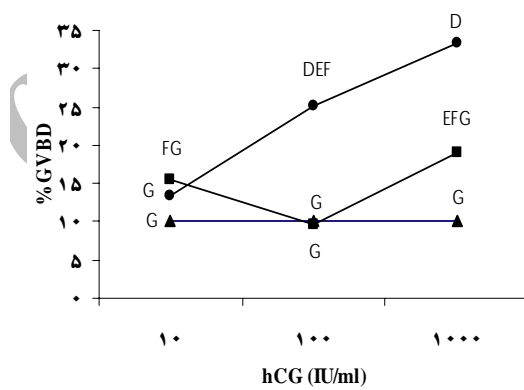
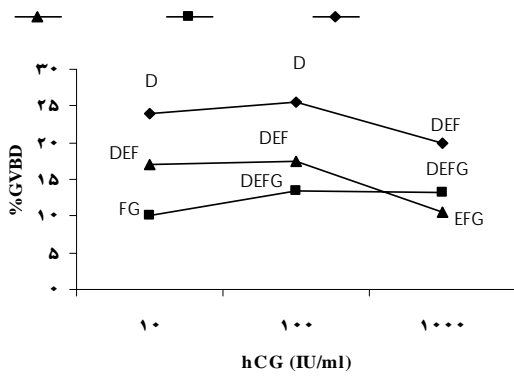
hCG

IGF-I

GVBD



() GVBD IGF-I DHP (%) ()



() GVBD IGF-I hCG (%) ()

IGF-I () IGF-I () GVBD IGF-I in vitro

ng/ml () (Pagus major)
 (Morone saxatilis) (Fundulus heteroclitus)
 ng/ml () (Labeo rohita)

... (Acipenser persicus)

MIH ng/ml

MIH

()

ng/ml

(

MIH) DHP

(ng/ml)

ng

GVBD

IGF-I hCG

GVBD

IGF-I

IGF-I

hCG

IGF-I

IGF-I

()

hCG

hCG

DHP

hCG

()

GVBD

DHP

ng/ml

DHP

()

MIH

IGF-I

MIH

ng/ml)

GVBD

()

(

ng/ml

GVBD

IGF-I

(OMC)

IGF-I

()

Fundulus

DHP

MIH

()

hetroclitus

DHP

ng/ml

OMC

GVBD

MIH

hCG

()

- 1- Baker D.M., B. Davies, W.W. Dickhoff, & P. Swanson, 2000. Insulin-Like Growth Factor-I increases follicle-stimulating hormone (FSH) content and Gonadotropin-Releasing Hormone-Stimulated FSH release from Coho Salmon pituitary cells in Vitro, *Biology of Reproduction*, 63: 865–871.
- 2- Barannikova, I.A., L.V. Bayunova, & I.I. Saenko, 1997. Dynamics of steroid hormones in sturgeon (*Acipenser gueldenstaedti*) with different characteristics of gonads at the beginning of anadromous migration to the volga, *J. Ichthyology*, 37: 312-318.
- 3- Dasgupta S., D. Basu, L. Ravikumar & S. Bhattacharya, 2001. Insulin alone can lead to a withdrawal of meiotic arrest in the carp oocyte, *J. Biosci.*, 26:341-347.
- 4- Dettlaff, T.A., A.S. Ginsburg, & O.I. Schmalhausen, 1993. Sturgeon fishes developmental biology and aquaculture, Translator: Gause G.G., Springer-Verlag., 1-45.
- 5- Duan C., 1997. The insulin-like growth factor system and its biological actions in fish, *Amer. Zool.*, 37:491-503.
- 6- Gutierrez J., M. Parrizas, N. Carneiro, & J.L. Maestro, 1993. Insulin and IGF-I receptors and tyrosine kinase activity in carp ovaries: changes with reproductive cycles, *Fish Physiol. Biochem.*, 11:247-254.
- 7- Hainaut P., S. Giorgetti, A. Kowalski, R. Ballotti & E. Van Obberghen, 1991. Antibodies to phosphotyrosine injected in *Xenopus laevis* oocytes modulate maturation induced by insulin/IGF-I, *Exp. Cell Res.*, 197:129-136.
- 8- Holloway A. C. , M. A. Sheridan, G. Van Der Kraak, & J. F. Leatherland, 1999. Correlations of plasma growth hormone with somatostatin, gonadal steroid hormones and thyroid hormones in rainbow trout during sexual recrudescence, *Comp. Biochem. Physiol. Part B* 123: 251–260.
- 9- Huang Y-S, K. Rousseau, N. Le Belle, B. Vidal, E. Burzawa, J. Marchelidon & S. Dufour, 1998. Insulin-like growth factor-I stimulates gonadotrophin production from eel pituitary cells: a possible metabolic signal for induction of puberty, *J. Endocrinology*, 159: 43-52.
- 10- Hull. K.L., & S. Harvey, 2001. Growth hormone: roles in female reproduction, *J. Endocrinology*, 168: 1-23.
- 11- Kagawa, H., M. Kobayashi, Y. Hasegawa, & K. Aida, 1994. Insulin and insulin-like growth factors I and II induce final maturation of oocytes of red seabream in vitro, *Gen. Comp. Endocrinol.*, 95: 293-300.
- 12- Larsen, D.A., B.R. Beckman & W.W. Dickhoff, 2001, The effect of low temperature and fasting during the winter on metabolic stores and endocrine physiology of coho salmon (*O. kisutch*), *Gen. Comp. Endocrinol.*, 123: 308-323.
- 13- Le Gac F., O. Blaise, A. Fostier, P. Le Bail, M. Loir, B. Mourot, & C. Weil, 1993. Growth hormone (GH) and reproduction: a review. *Fish Physiol. Biochem.*, 11:219-231.
- 14- Maestro M.A., J.V. Planas, S. Moriyama, J. Gutierrez, J. Planas, & P. Swanson, 1997. Ovarian receptors for insulin and insulin-like growth factor I (IGF-I) and effects of IGF-I on steroid production by isolated follicular layers of the preovulatory Coho salmon ovarian follicle, *Gen. Comp. Endocrinol.*, 106: 189-201.
- 15- Moberg, G.P., J.G. Watson, S.I. Doroshov, H. Papkoff & Jr. Pavlick, 1995. Physiological evidence for two sturgeon gonadotropins in *Acipenser transmontanus*, *Aquaculture*, 135: 27-39.
- 16- Mommsen, T.P., 1998. Growth and metabolism. In: *The physiology of fishes*, Edited by D. H. Evans, 2nd ed., CRC press, 65-97.

-
- 17- Mojazi Amiri M., M.Maebayashi, A.Hara, S.Adachi, & K.Yamauchi, 1996. Ovarian development and serum sex steroid and vitellogenin profiles in the female cultured sturgeon hybrid, the Bester, *J.Fish Biol.*, 48 :1164-1178.
 - 18- Mojazi Amiri M., M.Maebayashi, S.Adachi, G.P. Moberg, S.I. Doroshov & K.Yamauchi, 1999. In vitro steroidogenesis by testicular fragments and ovarian follicles in a hybrid sturgeon, Bester, *Fish Physiol.Biochem.*, 21:1-14.
 - 19- Mojazi Amiri.B., M.Maebayashi, N.Omoto, S.Adachi & K.Yamauchi, 2001. In vitro oocyte maturation in a hybrid sturgeon, Bester: changes in germinal vesicle breakdown and 17α 20 β -dihydroxy-pregnen-3-one production, *JAST*, 3: 199-208.
 - 20- Moriyama S., H.Shimma, M.Tagawa & H. Kagawa, 1997. Changes in plasma insulin-like growth factor-I levels in the precociously maturing amago Salmon (*O.masou*), *Fish Physiol.Biochem.*, 17: 253-259.
 - 21- Myer K.W., N.D.Davis, W.W.Dickhoff & S.Urawa, 1998. Blood plasma levels of insulin-like growth factor-I in Pacific Salmon in offshore waters in winter, *NPAFC*, 1:129-137.
 - 22- Nagahama, Y., M.Yoshikuni, M.Yamashita, N.Sakai & M.Tanaka, 1993. Molecular endocrinology of oocyte growth and maturation in fish, *Fish Physiol. Biochem.*, 11:3-14.
 - 23- Nagahama, Y., 1995. Teleost oocyte maturation: actuality and potentiality, *Abstract/Aquaculture*, 135:75-76.
 - 24- Nagahama, Y., 1997. 17α 20 β -dihydroxy-pregnen-3-one, a maturation-inducing hormone in fish oocytes: mechanisms of synthesis and action, *Steroids*, 62:190-196.
 - 25- Negatu Z., S.M.Hasio & R.A.Wallace, 1998. Effects of insulin-like growth factor-I on final oocyte maturation and steroid production in *Fundulus heteroclitus*, *Fish Physiol. Biochem.*, 19:13-21.
 - 26- Patino R., G.Yoshizaki, P.Thomas & H.Kagawa, 2001. Gonadotropic control of ovarian follicle maturation: the two-stage concept and its mechanisms, *Comp.Biochem.Physiol., Part B*, 129: 427-439.
 - 27- Perrot V., E.B.Moiseeva, Y.Gozes, S.J.Chan & B.Funkenstein, 2000. Insulin-like growth factor receptor and their ligands in gonad of a hermaphroditic species, the Gilthead Seabream (*Sparus aurata*): Expression and cellular localization, *Bio.Reprod.*, 63: 229-241.
 - 28- Pierce A.L., K.D.Shearer, D.M.Baker & W.W.Dickhoff, 2002. An autumn profile of growth regulatory hormones in Chinook salmon (*Oncorhynchus tshawytscha*), *Fish Physiol.Biochem.*, 25:81-86.
 - 29- Poretsky L., N.A.Cataldo, ZEV Rosenwaks & L.C.Giudice, 1999. The insulin-related ovarian regulatory system in health and disease, *Endocrine Reviews*, 20: 535-582.
 - 30- Reinecke M., A.Schmid, R. Ermatinger & D.Loffing-Cueni, 1997. Insulin-like growth factor-I in the teleost *Oreochromis mossambicus*, the Tilapia: gene sequence, tissue expression and cellular localization, *Endocrinology*, 138: 3613-3619.
 - 31- Thomas, P., J.Pinter & S. Das, 2001. Upregulation of the maturation-inducing steroid membrane receptor in Spotted Seatrout ovaries by gonadotropin during oocyte maturation and its physiological significance, *Biology of Reproduction*, 64:21-29.
 - 32- Webb, M.A.H., J.P.Van Eenennaam, S.I. Doroshov & G.P. Moberg, 1999. Preliminary observations on the effects of holding temperature on reproductive performance of female White sturgeon (*Acipenser transmontanus*), *Aquaculture*, 176: 315-329.
 - 33- Webb, M.A.H., G. W. Feist, J.M. Trant, J.P. Van Eenennaam, M.S. Fitzpatrick, C.B. Scherck & S.I. Doroshov, 2002. Ovarian steroidogenesis in White Sturgeon (*Acipenser transmontanus*) during oocyte maturation and induced ovulation, *Gen. Comp. Endocrinol.*, 129:27-38.

- 34- Weber G.M. & C.V.Sullivan, 2000. Effects of insulin-like growth factor-I on in vitro final oocyte maturation and ovarian steroidogenesis in Striped Bass (*Morone saxatilis*). *Biology of Reproduction*, 63: 1049–1057.
- 35- Weil, C., F.Carre, O.Blaise, B.Breton & P-Y.Lebail, 1999. Differential effect of insulin-like growth factor-I on *in vitro* gonadotropin (I and II) and growth hormone secretions in rainbow trout (*Oncorhynchus mykiss*) at different stages of the reproductive cycle, *Endocrinology*, 140: 2054-2062.
- 36- Williot, P., 1997. Effects of incubation media on maturation of isolated ovarian follicles of Siberian sturgeon (*Acipenser baeri*) induction by sturgeon gonadotropic preparation or 17α , 20β -dihydroxyprogesterone. *Comp.Biochem.Physiol., Part C*, 118: 285-293.

Archive of SID

Insulin-Like Growth Factor-I can Induce Oocyte Maturation in Persian Sturgeon (*Acipenser Persicus*), *In vitro*

B. Bahrami Kamangar¹ B. Mojazi Amiri² M. Javad Rasaei³
B. Abtahi⁴ M. Bahmani⁵

Abstract

A comparative study on the effect of insulin-like growth factor-I (IGF-I) with DHP, hCG and acetone dried pituitary in Persian sturgeon (adsP) on *in vitro* germinal vesicle breakdown (GVBD) was examined in oocytes of Persian sturgeon. Moreover, the effect of DHP and hCG in pretreated oocyte with IGF-I was also examined. The study was carried out on two maturational stages of oocytes according to polarization index (PI<0.07 and PI>0.1). The oocytes, used on two germinal vesicle positions, underwent GVBD in response to IGF-I (10, 100, 1000 ng/ml). The rate of GVBD varied on each dose. In oocytes with PI<0.07, IGF-I (10, 100 ng/ml) it was more potent than DHP (10 ng/ml) while in oocytes with PI>0.1, IGF-I (100, 1000 ng/ml) more potent than DHP (10, 100ng/ml) on GVBD induction. IGF-I (10 ng/ml) in PI<0.07 and (100, 1000 ng/ml) in PI>0.1 induced more GVBD than hCG (10, 100, 1000 IU/ml). In two PIs, adsP was more potent than IGF-I. Pretreatment of oocytes (PI<0.07 and PI>0.1) with IGF-I (100, 1000 ng/ml) and then treatment with DHP (100 ng/ml) could increase GVBD as compared to oocytes that were not pretreated. Oocytes pretreated with IGF-I (1000 ng/ml) and then treated with hCG (100, 1000 IU/ml) underwent GVBD only in PI>0.1 (P<0.05). These results suggest, for the first time in chondrosteian fish, that IGF-I is involved in the induction of GVBD of oocytes. IGF-I appears to act directly on oocyte as well as in conjunction with DHP or hCG, to induce GVBD.

Keywords: Insulin-like growth factor-I, Oocyte maturation, Persian sturgeon, Maturation inducing Hormone, Gonadotropin

1-Department of Fisheries Sciences, Faculty of Agriculture and Natural Resources, University of Kurdistan, Sanandaj.

E-mail: bbkamangar@yahoo.com

2- Department of Fisheries & Environmental Sciences, Faculty of Natural Resources, University of Tehran.

3- Department of Medical Biotechnology, Faculty of Medical Sciences, Tarbiat Modarres University

4- Department of Marine Biology, Faculty of Natural Resources, Tarbiat Modarres University.

5- Department of Physiology, International Sturgeon Research Institute, Rasht, Iran