

---

*(Sander lucioperca)*

**Truss**

( / / : / / : ) \*

*(Sander lucioperca)*

(One- way ANOVA)

*Sander lucioperca* :

( / )

( )

*Sander lucioperca*

«(Linnaeus,1785)

Percidae

‘ ‘

( )

*Stizostedion Lucioperca*

.( ‘ ‘ )

‘

( )

‘ ‘ ‘ ‘

.( و ‘ )

.( )

.( )

‘

‘

( )

Cetkovic.( )

( ) Stamenkovic

Poulet

IUCN

( )

Rhone

.( )

.( )

( )

.( )

( )

.( )

/

/

( / )

( )

Hubbs

Lagler

( )

( )

( )

Elliott

$$M_{adj} = M(L_s/L_0)^b$$

( )

M

M<sub>adj</sub>

L<sub>0</sub>

L<sub>s</sub>

log<sub>0</sub> log M

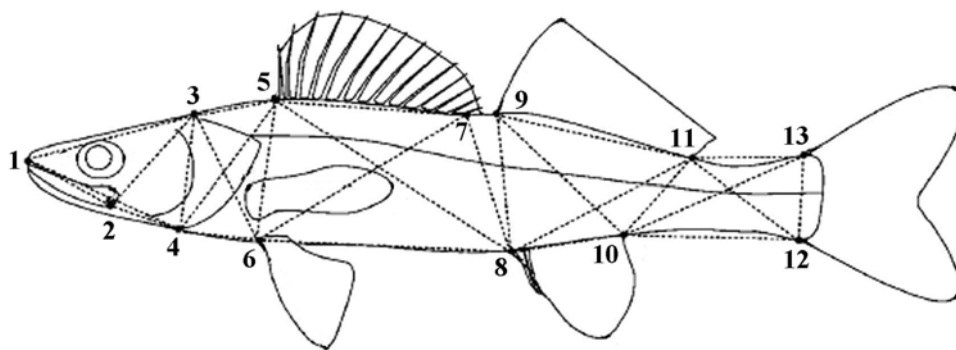
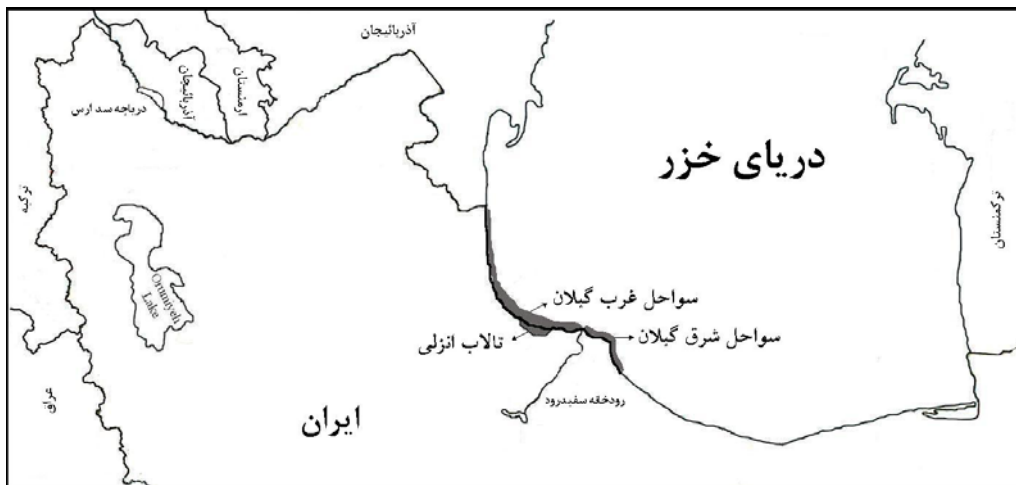
b

( )

( )

( )

Landmark



( Poulet ) *Sander lucioperca*

( )

( )

(DFA)

( )

Discriminant Function Analysis

One way analysis of variance

( / )

)

Minitab SPSS 11.5

( ) (

) (

( / / )

( / ) ( / )

( )

/

( )

(DF1)

% / (DF2)

% /

%

/ / )

( ) ( )

(

( )		( )		( )			
(SD)		(SD)		(SD)			
/ ( )		/ ( )		( )			
/ ( )		( )		( )			
/ ( )		/ ( )		( )			

...

±SD		±SD		±SD		
/ ± /		/ ± /		/ ± /	/ - /	
/ ± /	/ -	/ ± /	/	/ ± /	/	
/ ± /	/	/ ± /	/	/ ± /	/ -	
/ ± /	/ /	± /		/ ± /	/	
/ ±	/ -	/ ± /	/ -	/ ± /		
/ ± /	/	/ ±	/ -	± /	/ - /	
/ ± /	/ -	/ ± /	- /	/ ± /	/ -	
/ ± /		/ ± /	/ /	/ ± /	/ /	
/ ± /		± /	/ -	/ ± /	/	
/ ± /	/ -	± /		/ ± /	/ /	
/ ± /	/	/ ± /		/ ± /		
/ ± /		/ ± /	/ - /	/ ±	/ - /	
±		± /	/ -	± /	/	
/ ± /	- /	/ ± /		/ ±	/	
/ ± /	/	± /		/ ± /	/ /	
/ ±	/ -	/ ± /		/ ±		
/ ± /		/ ± /	/ - /	/ ± /	/ - /	
/ ±		/ ± /		/ ± /	/ - /	-
/ ± /		/ ± /	/ - /	/ ± /	/	-
/ ±	/	/ ± /	/ -	/ ± /	/ - /	-
± /		/ ± /	/	/ ± /	/	-
/ ± /		/ ± /		/ ± /	/ - /	-
/ ± /	/	/ ±		/ ±		-
/ ± /	/ /	/ ± /		/ ± /	/	-
/ ± /	/ - /	/ ± /	/ - /	/ ± /	/ - /	-
/ ± /	/ -	/ ± /	/	± /		-
/ ± /	/	/ ± /	/ - /	/ ± /	/ - /	-
/ ± /		/ ± /	/ - /	± /	- /	
± /	-	/ ± /	- /	± /	/ - /	

(ANOVA)

:

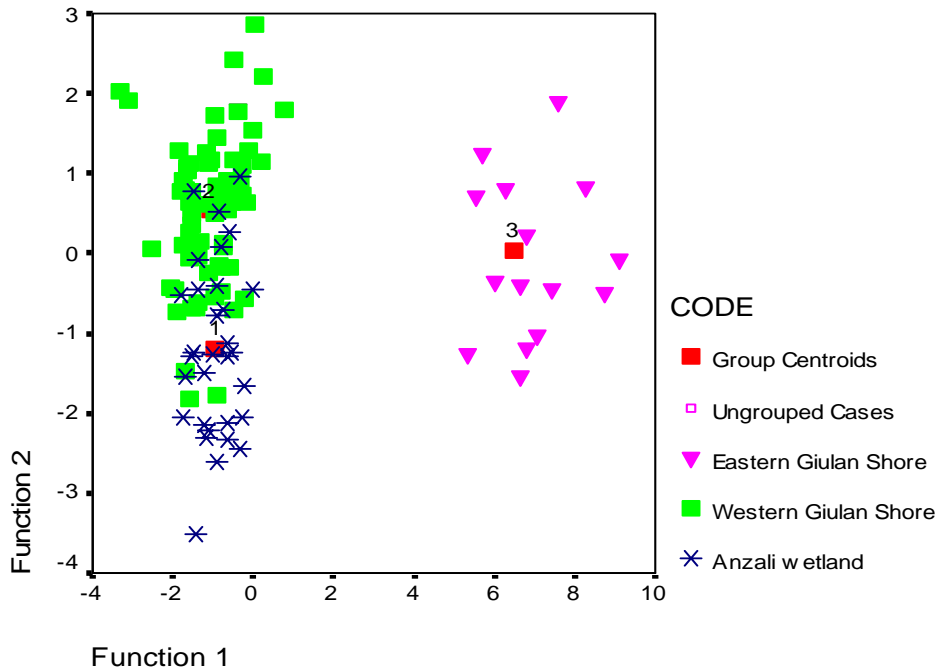
.P < / \*\*\* P < / \*\* P < / \*

/	/	
/	/	
/	/	
/	/	
/	/	
/	/	
/	/	-
/	/	
/	/	
/	/	
/	/	
/	/	
/	/	
/	/	
/	/	
/	/	
/	/	
/	/	
/	/	
/	/	
/	/	
/	/	
/	/	
/	/	
/	/	
/	/	
/	/	
/	/	
/	/	
/	/	
/	/	
/	/	
/	/	
/	/	
/	/	

<b>P</b>	<b>F</b>	
/ *	/	
/	/	
/	/	
/	/	
/ **	/	
/	/	
/	/	
/	/	
/ **	/	
/	/	
/ ***	/	
/	/	
/ *	/	
/	/	
/ ***	/	
/ ***	/	-
/	/	-
/	/	-
/	/	
/	/	-
/	/	-
/ ***	/	-
/ *	/	
/ ***	/	-
/ **	/	-
/ ***	/	-
/ ***	/	
/	/	

Archive of SID

	/		/		
		/	/		
	/		/		





‘ ( )

‘

( ) Poulet

.( )

Archive of SID

( )

( )

( ) Turan

‘ ‘ )

.(

( ) Stamenkovic Cetkovic .

Rhone



- 
- 7- Berg, L.S. 1949. Freshwater fishes of USSR and adjacent countries. Vol. 3. Trudy Institute Acad, Nauk, USSR. (tran. to English, 1962). Israel program for
- 8- Cetkovic, J.K. & S. Stamenkovic, 1996. Morphological differentiation of the pikeperch *Stizostedion lucioperca* (L.) populations from the Yugoslav part of the Danube. Finnish Zoological and Botanical publishing Board, 33: 711-723.
- 9- Craig, J.F., 2000. Percid Fishes: Systematics, Ecology and Exploitation. Blackwell Science. 352 pp.
- 10- Elliot, N.G., K. Haskard & J.A. Koslow, 1995. Morphometric analysis of orange roughy (*Hoplostethus atianticus*) off the continental slope of southern Australia. Journal of Fish Biology, 46: 202-220.
- 11- Erguden, D. & C. Turan, 2005. Examination of genetic and morphological structure of Sea-Bass (*Dicentrarchus labrax* L., 1785) populations in Turkish Coastal waters. Turkish Journal of Vertebrate Animal Sciences, 29: 727-733.
- 12- Grimes, C.B., A.G. Johnson & W.A. Fable, 1987. Delineation of king mackerel (*Scomberomus cavalla*) stocks along the US east coast and in the Gulf of Mexico. Panama City beach, FL, NOAA Technical Memorandum NMFS- SEFC-199. United States. 186-187.
- 13- Kiabi, B.H., A. Abdoli & M. Naderi, 1999. Status of the fish fauna in the South Caspian Basin of Iran. Zoology in the Middle East, 18: 57-65.
- 14- Koed, A., P. Mejlhede, K. Balleby & K. Aarestrup, 2000. Annual movement and migration of adult pikeperch in a lowland river. Journal of Fish Biology, 57: 266-279.
- 15- Kottelat, M, 1997. European freshwater fishes. An heuristic checklist of the freshwater fishes of Europe (exclusive of former USSR), with an introduction for non-systematists and comments on nomenclature and conservation. Biologia, Bratislava, 52 (Supplement 5):1-271.
- 16- Pinheiro, A., C.M. Teixeira, A.L. Rego, J.F. Marques & H.N. Cabral, 2005. Genetic and morphological variation of *Solea lascaris* (Risso, 1810) along the Portugese coast. Fisheries Research, 73: 67- 78.
- 17- Poulet, N., P. Berrebi, A.J. Crivelli, S. Lek & C. Argillier, 2004. Genetic and morphometric variation in the pikeperch (*Sander lucioperca*) of a fragmented delta. Arch. Hydrobiol, 159 (4): 531-554.
- 18- Sakovich, I.G., 1986. Pike-perch, *Stizostedion lucioperca* from the Amur River. Journal of Ichthyology, 25: 161-162.
- 19- Salini, J.P., D.A. Milton, M.J. Rahman & M.G. Hussain, 2004. Allozyme and Morphological variation throughout the geographic range of the tropical shad, hilsa (*Tenualosa ilisha*). Fisheries Research, 66: 53- 69.
- 20- Schreck, C.B. & P.B. Moyle, 1990. Methods for fish biology. American fisheries Society. Bethesda, Maryland, USA.
- 21- Struass, R.E. & F.L. Bookstein, 1982. The Truss: Body form reconstruction in morphometrics. Systematic Zoology, 31: 113-135.
- 22- Swain, D.P. & C.J. Foote, 1999. Stocks and chameleons: The use of phenotypic variation in stock identification. Fisheries Research, 43: 113- 128.

...

---

23- Tudela, S., 1999. Morphological variability in a Mediterranean, genetically homogeneous population of the European anchovy, *Engraulis encrasicolus*. Fisheries Research. Vol. 42: 229-243.

24- Turan, C., 1999. A note on the examination of morphometric differentiation among fish populations: The truss system. Turkish Journal of Zoology, 23: 259-263.

25- Turan, C., D. Erguden, M. Gurlek & F. Turan, 2004. Morphometric structuring of the Anchovy (*Engraulis encrasicolus*) in the Black, Aegean and Northeastern Mediterranean Seas. Turkish Journal of Vertebrate Animal Sciences, 28: 865-871.

26- Tzeng, T.D., 2004. Morphological variation between populations of spotted mackerel *Scomber australasicus* off Taiwan. Fisheries Research, 68: 45- 55.

Archive of SID

## Analysis of Population Structure of Pikeperch (*Sander lucioperca*), in Iranian Waters of Caspian Sea and Anzali wetland using Truss System

A. Akbarzadeh<sup>1</sup>, M. Karami<sup>2</sup>, S.A. Nezami<sup>3</sup>, S. Igdari<sup>4</sup>, M. Bakhtiyari<sup>5</sup> and H. Khara<sup>6</sup>

<sup>1</sup> PhD student, Faculty of Natural Resources, University of Tehran, I.R. Iran

<sup>2</sup> Professor, Faculty of Natural Resources, University of Tehran, Karaj, I.R. Iran

<sup>3</sup> Assistant professor, Iranian Fisheries Research Organization, Tehran, I.R. Iran

<sup>4</sup> PhD student, Dept. of Biology, Faculty of Science, University of Ghent, Belgium

<sup>5</sup> Graduated student, Dept. of fisheries & Environmental Sciences, Faculty of Natural Resources,  
University of Tehran, Karaj, I. R. Iran

<sup>6</sup> Assistant professor, Islamic Azad University, Lahijan, I. R. Iran

(Received 16 January 2006, Accepted 23 June 2007)

### Abstract

The population structure of pikeperch *Sander lucioperca* living in the southern waters of Caspian Sea was studied using the truss network system. Samples were collected from the main fishing areas of this species in Iranian shores of Caspian Sea (Western and Eastern shores of Gilan) and also the Anzali Wetland. Truss distance as well as eye diameter and interorbital width of 27 samples were measured. Univariate analysis (One-way ANOVA) of 13 characteristics among the samples showed significant differences with varying degrees that showed relatively high phenotypic diversity in the *Sander lucioperca* population in the three zones of sampling. Plotting discriminant functions 1 and 2 revealed that the pikeperch of eastern Gilan shore is highly different from the populations found in the western shore and the Anzali Wetland, while the samples from the western Gilan and the Anzali Wetland showed greater similarity. The average of correct assignment of individuals into their original samples was 82.6%.

**Key words:** Pikeperch, *Sander lucioperca*, Truss system, Caspian Sea, Anzali wetland