

HARAKAT
No.32, Summer 2007

:
/ / :
/ / :

EMG

Investigation of EMG Fluctuation of Antagonist Muscle During Agonist Muscle Activation After Isotonic Strength Training

M.A.Hemmatinezhad¹ (Ph.D)
University of Guilan
T.Afsharnezhad (M.S)
S.A.Hoseini (M.S)
M.Vafa (B.S)
University of Guilan

Abstract : The purpose of this study was to investigate EMG fluctuation of antagonist muscle during agonist muscle activation after isotonic strength training. Thirty sedentary males (age 21 ± 1.83 years, Height = 173.90 ± 3.94 cm, weight = 73.15 ± 7.51 kg) without and history of injuries of shoulder and elbow joints, tendons and muscles involved in elbow flexion movement participated in this study. The subjects were randomly assigned to strength weight training (n=15) and control (n = 15) groups. Then the electromyography (EMG) data (Integrate EMG) from the agonist (Biceps brachii) and antagonist (Triceps brachii) muscles, arm circumference and maximal voluntary contraction (MVC) of the dominant arm were measured in the pre - test. The experimental group performed isotonic strength training of the elbow flexors for 8 weeks 3 times per week. During this period, the control group did not perform any specific types of exercise. At the end of this training period, all parameters were measured again (post - test).

Key words

EMG, Coactivation, Hypertrophy.

1 - Email : hemati@Guilan.ac.ir

:
EMG
± /
/ ± / / ± /
(n=) (n =)
() ()
(MVC)
P ≤ /
MVC
EMG

.()

.()

.()

)

.()

)

(

(

.()

-
- 1 - Intramuscular neural adaptations
 - 2 - Motor unit recruitment
 - 3 - Firing rate
 - 4 - Synchronization for firing
 - 5 - Stretch reflex input
 - 6 - Intermuscular neural adaptations
 - 7 - Activation of Synergists
 - 8 - Co Contraction of antagonist
 - 9 - Agonist
 - 10 - Antagonist
 - 11 - Co-Contraction
 - 12 - Co-Activation
 - 13 - Wear et al

() .()

() .()

() .()

EMG

() .()

EMG

EMG

()

EMG

-
- 1 - Nielsson and Kagamihara
 - 2 - Ebersole et al
 - 3 - Aagaard et al

(MVC)

()

MVC

()

EMG

()

EMG

()

()

-

/

/ ± /

/ ± /

±

-
- 1 - Carolan & Cafarelli
 - 2 - Hakkinen et al
 - 3 - Neural drive

.()

()

()

()

.()

()

1RM

1RM

1RM

.()

1 - Biceps Preacher Curls (Olympic Bar)

$$1RM = \text{BarWt}_{\text{kg}} \div 1 - (0.02 \text{ Re ps})$$

1RM

()

Jackson

Load Cell

(MVC)

Lafayette

()

Load cell

()

()

Biometrics

SG110

P3X8

DataLOG

Datalog Ver.2.0a

PC

()

()

-
- 1 - Compensatory acceleration
 - 2 - Wooden plate

db (A/D) /

Megawin Ver.2 IEMG
) IEMG . Mega Electronic
Marker (.()

MVC .()

.()

t

SPSS ()

IEMG

IEMG

MVC
(Antagonist)

IEMG,

MVC

IEMG

()

/ ± /	/ ± /	/ ± /	/ ± /	(Kg)MVC
/ ± /	/ ± /	/ ± /	/ ± /	(μV/s) IEMG
/ ± /	/ ± /	/ ± /	/ ± /	(μV/S) IEMG
/ ± /	/ ± /	/ ± /	/ ± /	(cm) ()


t

MVC

MVC (P ≤ / t = /)

MVC

/

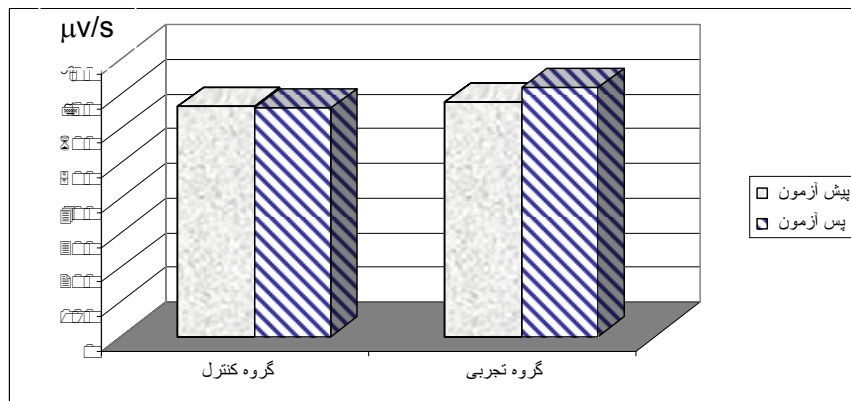


MVC

/
IEMG
($P \leq / t = /$)

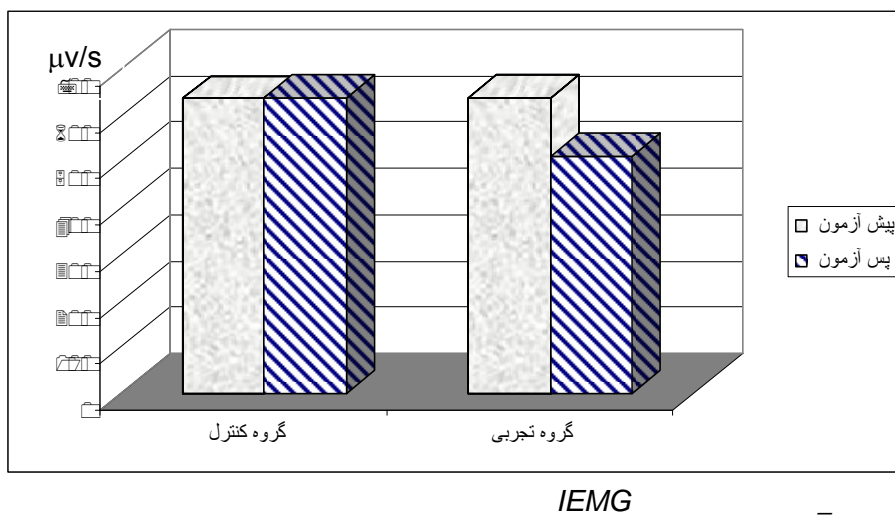
IEMG

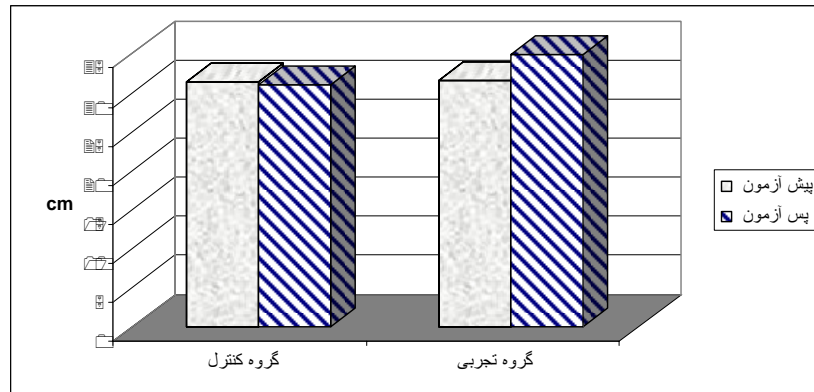
IEMG



IEMG

() IEMG / /
IEMG .(P≤ / t= /)





EMG

)

(

EMG

()

()

.()

.(,)


.()

EMG


EMG MAX

.()

.()



.() EMG
EMG
) EMG
(
)
() .() (
() .()
() .()
()
EMG ()
EMG . () EMG
() .() ()



()

EMG

1. Aagaard, P., Andersen JL, Dyhre – poulsen P, Leffers AM, Wagner A, Magnusson SP, Halkjaer kristensen J, and simonsen EB.(2001). *A mechanism for increased contractile strength of human pinnate muscle in response to strength training: changes in muscle architecture. J physiol* 534: PP:613-623.
2. Aagaard, P., Erik B. simonsen, J., andersen, L., Magnusson, P., and Poulsen, P. (2002). "Increased rate of force development and neural drive of human skeletal muscle following resistance training". *J appl physiol* 93: PP: 1318-1326.
3. Bompa, T., Carnacchia, L. (1998). "Serious strength training", *human kinetics*, P: 25, 40, 58, 59, 69, 81 and 93.
4. Brondino, L., Stuer, E., Lee, H.D., and Herzog, W.(2002). "Elbow flexor inhibition as a function of muscle length". *Journal of applied biomechanics*, 18, PP: 46-56.
5. Carolan, B., and E. cafarelli.(1992). "Adaptations in coactivation after isometric resistance training". *J. apple. Physiol*, 73, PP: 911-917.
6. Carpentier, A., duchateau, J., and Hainaut, K.(1999). "Load dependant muscle strategy during plantar flexion in humans". *Journal of electromyography and kinesiology*, 9: PP: 7-11.
7. Carpentier, A. Duchateau, J., and Hainaut, K.(1996). "Velocity – dependant muscle strategy during plantar flexion in humans". *J. electromyography and kinesiology*, 6: PP: 1-11.
8. Digby, G.S.(2002). "Neural adaptation to strength training, In: *strength and power in sport*" (ED komi, P.V.), blackwell publishing, PP: 281-330.
9. Ebersole, K.T., Housh, T.J., Johnson, G.O., Perry, S.R., Bull, A.J. and Cromer, J.T.(2002). "mechanomyographic and electromyographic response to unilateral isometric training". *J. strenght conditioning research*. 16 (2), PP: 192-201.
10. Everytovich, T.K. Housh, D.H., Johnson, G.O., smith. D.B., and Ebersole, K.T. (2001). "The effect of concentric isokenetic strength training of the quadriceps femoris on EMG and muscle strength in the

trained and untrained limb". *J. strength and conditioning research*, 15 (4), PP: 439-445.

11. Fleck, S.J., Kramer, W.J. (2004). "Designing resistance training programs". Third edition, *human kinetics*, P: 214.

12. Gardiner, P.F.,(2001). "Neuromuscular aspects of physical activity", *human kinetics*, P: 71.

13. Gorfinkel, S., and cafarelli, e.(1992). "Relative change in maximal force, EMG, and muscle cross sectional area after isometric training". *Med. Sci. sports exerc.* 24, PP:1220-1227.

14. Hakkinen, K., alen, M., kraemer, w.J., gorostiaga, E., izquierdo, M., Rusko, H., mikkola, J., hakkinen, A., valkeinen, H., kaarakainen, E., Romu, S., Erola, V. Ahtiaien, J., Paavolainen, L.(2003). "Neuromuscular adaptations during concurrent strength and endurance training versus strength training". *Eur. J. appl. Physiol.* 89 (1): PP: 42-52.

15. Hakkinen, K., and Komi, P.V.(1983). "Alterations of mechanical characteristics of human skeletal muscle during strength training". *J. appl. Physiol.* 50: PP: 161-172.

16. Hammett. J.B. William T. Hey,(2003). "Neuromuscular adaptation to short – term (4 weeks) ballistic training in trained high school athletes", *the journal of strength and conditioning research.* 17 (3), PP: 556-560.

17. Jones, D.A., and rutherford, O.M. (1987). "Human muscle strength training: the effects of three different regimens and nature of the resultant change". *J. physiol.* 317, PP:1-11.

18. Kawakami, Y., Abe, T, Kumo, S., and fukumaja, t.(1995). "Training – induced changes in muscle architecture and specific tension". *Eur. J. apple. Physiol.* 72: PP: 37-43.

19. Kellis, E. (1998). "Quantification of quadriceps and hamstring antagonist activity". *Sport medicine*, 25: PP: 37-62.

20. Kellis, E., and baltzopoulos, V.(1998). "Muscle activation differences in eccentric and concentric isokinetics exercise". *Medicine and science in sport and exercise*, 30: PP: 1616-1623.

21. Konrad, P. (2005). "The ABC of EMG: A practical intrduction to kinesiological electromyography", *noraxon Inc. USA*, PP: 14-55.

22. Leedham, J.S., dowling, J.J.(1995). "Force – length, torque – angle and EMG – joint angle rleationships of the human in vivo biceps brachii, eur". *J. appl. Physiol*, 70: PP: 421-426.

23. Lohman, G.T., and roche, F.A.(1988). "Anthropometrical standardization reference manual", *human kinetics books*, PP: 15-18.

24. Milner, T.E., cloutier, C., Legar, A.B., and franklin, D.W.(1995). "Inability to activate muscles maximally during cocontraction and the effect on joint stiffness". *Experimental brain research*, 107: PP: 293-305.
25. Narici, M.V., capodaglio, P., mennetti, a.e. ferrari – bardile, a. maini, m. and cerretelli, p. (1998). "Changes in human skeletal muscle architecture induced by disuse – atrophy". *J. appl. Physiol. (lond).*, 506:PP: 59-80.
26. Narici, MV, Roig S, Landomi L, minetti AE, and cerretelli P. (1989). "Changes in force, cross – sectional area and neural activation during strength training and detraining of the human quadriceps". *Eur J appl physiol* 59: PP: 310-319.
27. Nielsen, J., and kagamihara, Y.(1993). "The regulation of presynaptic inhibition during cocontraction of antagonistic muscles in man". *J. physiol (lond)*. 464: PP: 575- 593.
28. Okano, R., Maekawa, K., akazawa, J., Yoshida, M., and akazawa, K.(2005). "Motor unit activity in biceps brachii muscle during voluntary isovelocitv elbow flexion", *IEICE trans, INF. And SYST*, Vol. E88-D, No. 6.
29. Rutheford, O.M., and D.A., Jones .(1986). "The role of learning and coordination in strength. *Eur. J. apple. Physiol*, 55: PP:100-105.
30. Sale, D.G., (1988). "Neural adaptations to resistance training". *Med. Sci. sport exercise suppl*. 20: PP:135-145.
31. Shima, N., Ishida, K., Katayama, K., Morotome, Y., sato, Y., and Miamura, M.(2002). "Cross education of muscular strength during unilateral resistance training and detraining". *Eur. J. appl. Physiol.*, 86 (4), PP: 287-294.
32. Thepaut, M.C., Van Hoecke, J., and Maton, B.(1988). "Myoelectrical and mechanical changes linked to length specificity during isometric training". *J. appl. Physiol*. 64 (4): PP:1500-1505.
33. Weir, J.P. Keefe, D.A., eaton J.F. augustine, R.T. and Tobin, D.M. (1998). "Effect of fatigue on hamstring contraction during isokinetic knee extensions". *Eur J appl physiol*, 78: PP: 555-559.