


UPQC



UPQC Performance Improvement Using Combination of Instantaneous Power Balance and Synchronous Reference Frame Methods

R. Noroozian, G. B. Gharehpetian, M. Abedi and S.H. Fathi
Faculty of Electrical Engineering, Amirkabir University of
Technology, Tehran, Iran

Abstract

UPQC (Unified Power Quality Conditioner) is an advanced custom power device, which can be used in the case that the load is non-linear and the system supply voltage is distorted simultaneously. It consists of a series and shunt Voltage Source Converter (VSC) with a common DC link. The shunt VSC is mainly intended for conditioning the current flowing from a load into the network and series VSC is mainly used to protect sensitive loads against power quality problems caused by disturbances in supply system. In this paper, a new control strategy for the UPQC is proposed. This control strategy is based on two different methods; the Instantaneous Power Balance Method and Synchronous Reference Frame Method. These two methods have been used earlier independently. Each of them has merits and demerits. To overcome their drawbacks, the instantaneous power balance method has been applied to the shunt VSC and synchronous reference frame method has been applied to the series VSC of UPQC. The simulation results of UPQC in a typical distribution system, carried out by PSCAD/EMTDC, verify the performance improvement of UPQC. It is shown that using this combination of control strategy, the power quality problems in distribution systems can be solved easily.

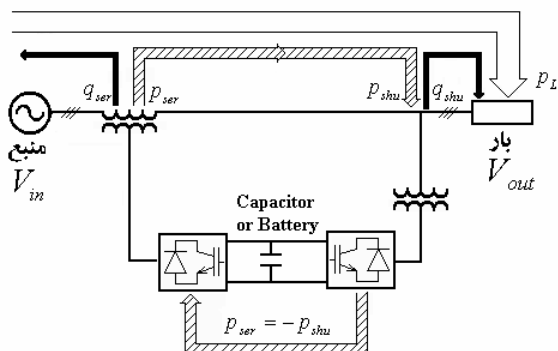
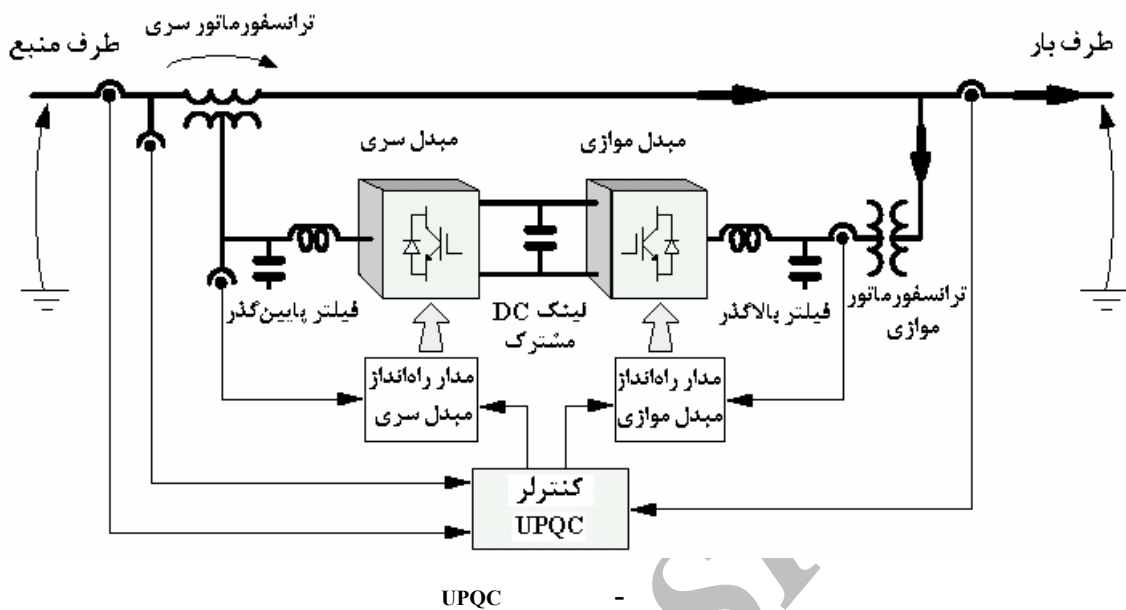
Key words: UPQC, Custom power, Power quality, EMTDC and control strategy.

1- Unified Power Quality Conditioner
2- Custom Power

UPQC -
UPQC
UPQC
UPQC ()
DC
DC
DC
FACTS (FACTS⁽¹⁾)
DFACTS⁽¹⁾ (Distribution FACTS)
DC
UPQC
(D-STATCOM⁽¹⁾)
(DVR⁽¹⁾)
PCC⁽¹⁾
IF⁽¹⁾
UPQC []
(PCC)
UPQC
PSCAD/EMTDC
UPQC
PWM⁽¹⁾
[]
()

6- Interface Filter
7- Pulse Width Modulation

1- Flexible AC Transmission System
2- Distribution FACTS
3- Distribution FACTS
4- Dynamic Voltage Restorer
5- Point of Common Coupling



$$(V_{cc}^{ref} \quad V_{cb}^{ref} \quad V_{ca}^{ref})$$

SPWM⁽¹⁾

UPQC

UPQC

UPQC

UPQC

UPQC

UPQC

UPQC

$$) V_{out} (PCC \quad) V_{in}$$

[1]

1- Sine Pulse Width Modulation

$$\vec{q}_l = \vec{v}_l \times \vec{i}_l = \begin{bmatrix} \vec{q}_a \\ \vec{q}_b \\ \vec{q}_c \end{bmatrix} = \begin{bmatrix} \vec{a} & \vec{b} & \vec{c} \\ v_a & v_b & v_c \\ i_{la} & i_{lb} & i_{lc} \end{bmatrix} = \begin{bmatrix} v_b & v_c \\ i_{lb} & i_{lc} \\ v_c & v_a \\ i_{lc} & i_{la} \\ v_a & v_b \\ i_{la} & i_{lb} \\ i_{lc} & i_{lb} \end{bmatrix} \quad (1)$$

DC

--

()

UPQC

$\vec{c} \quad \vec{b} \quad \vec{a}$

$\vec{q}_l \quad ()$

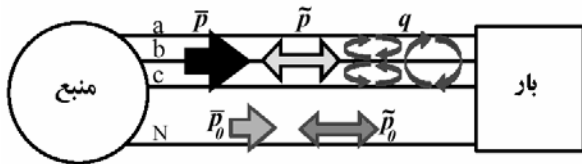
$$\vec{q}_l = (v_b i_{lc} - v_c i_{lb}) \vec{a} + (v_b i_{lc} - v_c i_{lb}) \vec{b} + (v_b i_{lc} - v_c i_{lb}) \vec{c} \quad (2)$$

()

()

$$\vec{v} = \begin{bmatrix} v_a \\ v_b \\ v_c \end{bmatrix} \quad \text{and} \quad \vec{i}_l = \begin{bmatrix} i_{la} \\ i_{lb} \\ i_{lc} \end{bmatrix} \quad (3)$$

() [] $v_l \quad i_l$



$$p_l(t) = \vec{v} \cdot \vec{i}_l = v_a(t) \cdot i_{la}(t) + v_b(t) \cdot i_{lb}(t) + v_c(t) \cdot i_{lc}(t) \quad (4)$$

[]

$v \quad i_l$

()

(i_{lp})

(i_l)

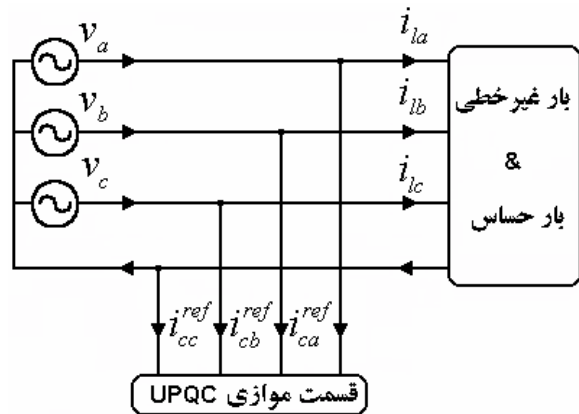
(i_{lq})

$$\vec{i}_l = \vec{i}_{lp} + \vec{i}_{lq} \quad (5)$$

$$\vec{i}_{lp} = \begin{bmatrix} i_{lap} \\ i_{lbp} \\ i_{lcp} \end{bmatrix} = \frac{p}{v \cdot v} \vec{v} \quad (6)$$

$$\vec{i}_{lq} = \begin{bmatrix} i_{laq} \\ i_{lbq} \\ i_{lcq} \end{bmatrix} = \frac{\vec{q} \times \vec{v}}{v \cdot v} \quad (7)$$

$$v \cdot v = v_a^2 + v_b^2 + v_c^2 \quad (8)$$



UPQC

$$\begin{bmatrix} V_{ld}^{exp} \\ V_{lq}^{exp} \\ V_{l0}^{exp} \end{bmatrix} = T_{abc}^{dq0} \begin{bmatrix} V_{la}^{exp} \\ V_{lb}^{exp} \\ V_{lc}^{exp} \end{bmatrix} \quad ()$$

$$\begin{bmatrix} V_{la}^{exp} \\ V_{lb}^{exp} \\ V_{lc}^{exp} \end{bmatrix} = \begin{bmatrix} V_m \sin(\omega t) \\ V_m \sin(\omega t - 120^\circ) \\ V_m \sin(\omega t + 120^\circ) \end{bmatrix}$$

$$\begin{bmatrix} V_{cd}^{ref} \\ V_{cq}^{ref} \\ V_{c0}^{ref} \end{bmatrix} = \begin{bmatrix} V_{sd} \\ V_{sq} \\ V_{s0} \end{bmatrix} - \begin{bmatrix} V_{ld}^{exp} \\ V_{lq}^{exp} \\ V_{l0}^{exp} \end{bmatrix} \quad ()$$

$$\begin{bmatrix} V_{sd} \\ V_{sq} \\ V_{s0} \end{bmatrix} = T_{abc}^{dq0} \begin{bmatrix} V_{sa} \\ V_{sb} \\ V_{sc} \end{bmatrix} = V_{s1p} + V_{s1n} + V_{s10} + V_{sh}$$

$$= \begin{bmatrix} V_{s1pd} \\ V_{s1pq} \\ 0 \end{bmatrix} + \begin{bmatrix} V_{s1nd} \\ V_{s1nq} \\ 0 \end{bmatrix} + \begin{bmatrix} 0 \\ 0 \\ V_{s100} \end{bmatrix} + \begin{bmatrix} V_{shd} \\ V_{shq} \\ V_{sh0} \end{bmatrix} \quad ()$$

$$T_{abc}^{dq0} = \frac{2}{3} \begin{bmatrix} \cos(\omega t) & \cos(\omega t - 120^\circ) & \cos(\omega t + 120^\circ) \\ -\sin(\omega t) & -\sin(\omega t - 120^\circ) & -\sin(\omega t + 120^\circ) \\ 1/2 & 1/2 & 1/2 \end{bmatrix}$$

a-b-c

V_{sh}

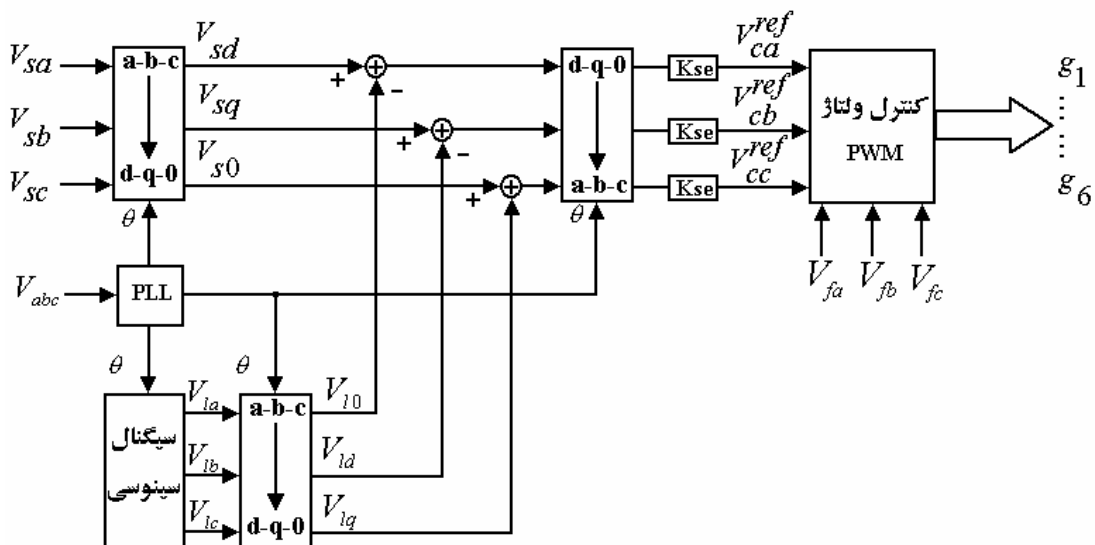
UPQC

(PCC)

UPQC

()

d-q-0



UPQC

PCC

()

PCC

IEEE

()

PCC

()

()

UPQC

$$L(t) = L_0 - \frac{D_1}{2} \cdot (1 + \sin(\Omega t)) \quad ()$$

Ω

D_1

L_0

()

I ()

$$V_{arc} = sig(i) \cdot \left(V_{at} + \frac{C}{D + |I_{arc}|} \right) \quad ()$$

UPQC

D

C

V_{at}

I_{arc}

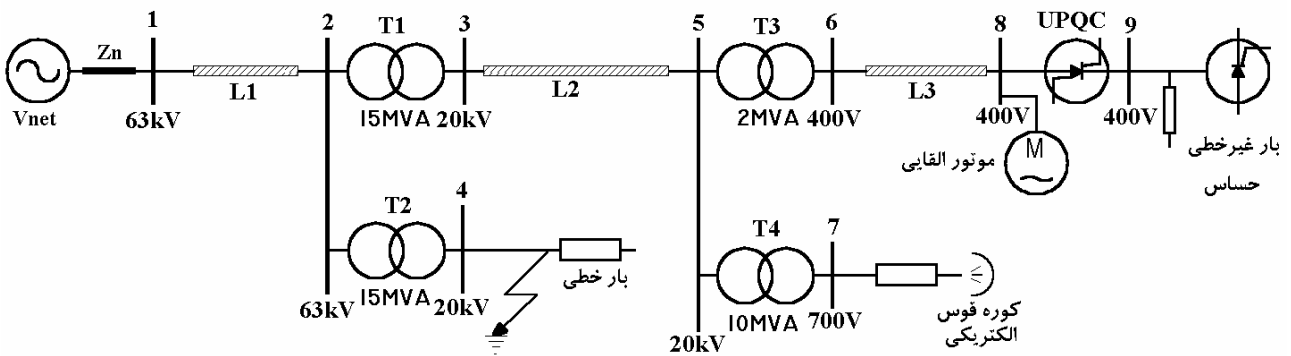
DC

$$V_{at} = A + B \cdot L \quad ()$$

L

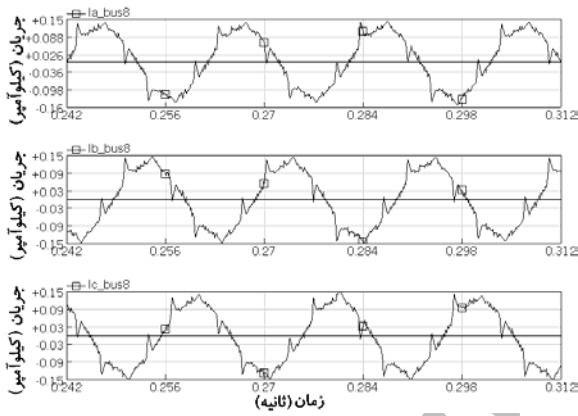
A ()

$B \cdot L$

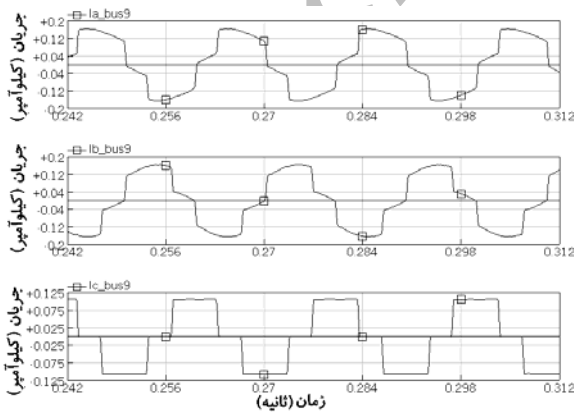




()



()



()

of SID

()

UPQC

UPQC () PCC

()

UPQC PCC ()

UPQC

UPQC

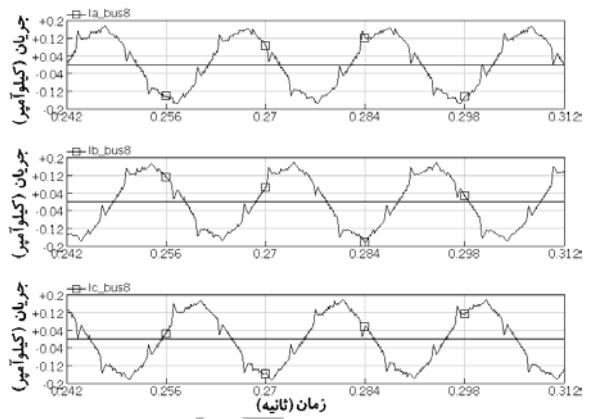
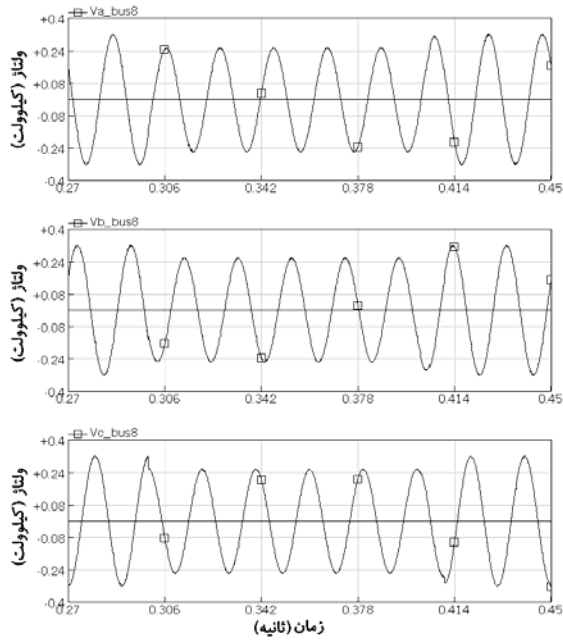
PCC ()

()

UPQC PCC

UPQC

UPQC



()

PCC

DC

UPQC

DC

(p_{loss})

-

()

UPQC

UPQC

UPQC

PCC

UPQC

DC

UPQC

UPQC

DC

()

(-)

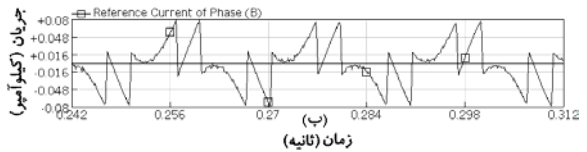
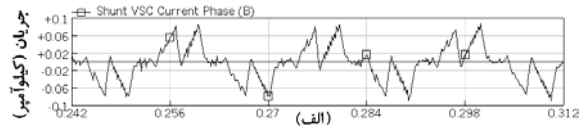
UPQC

(-)

UPQC

()

UPQC



UPQC

-

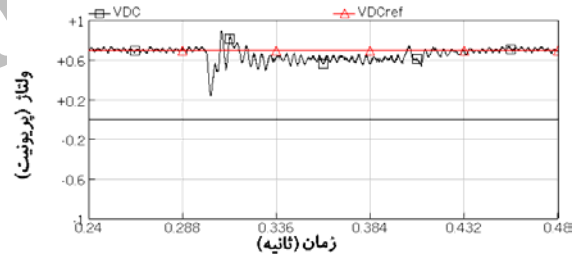
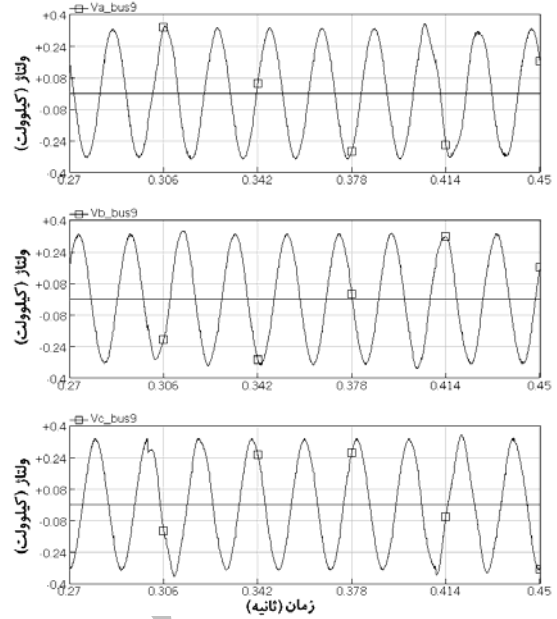
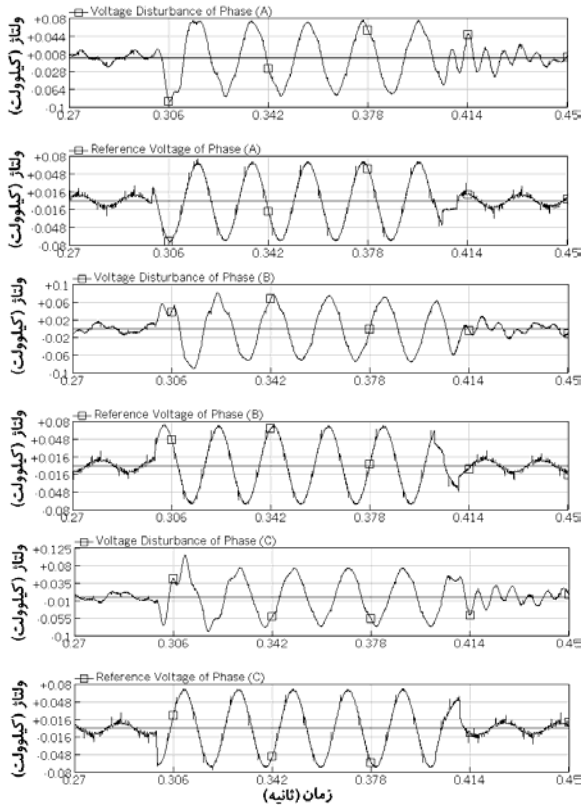
()

()

PCC

()

()



UPQC

DC

$$(U_{cc} \quad U_{cb} \quad U_{ca})$$

PCC

UPQC

()

()

()

UPQC

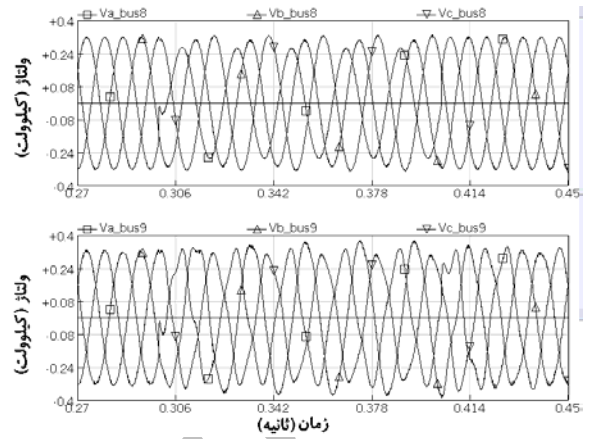
PCC

()

UPQC

UPQC

UPQC

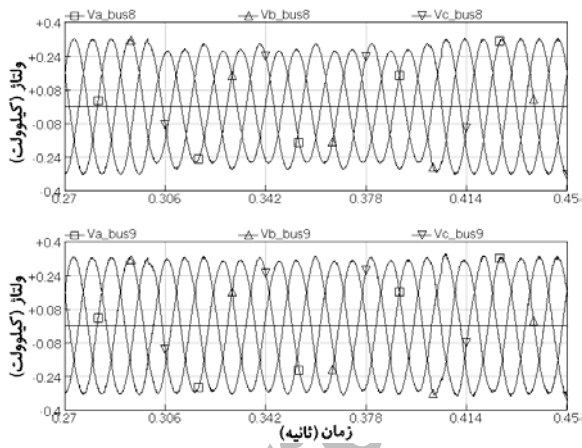


()

PCC

UPQC

$L1$



(Z_0)

(Z_1)

(Z_2)

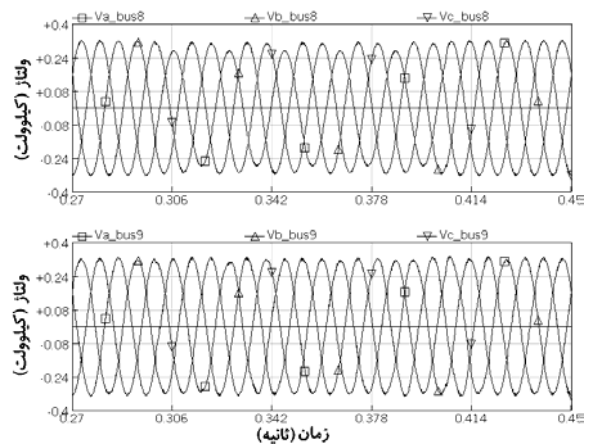
$(Z_1 + Z_2 + Z_0)$

a

()

ARC

()



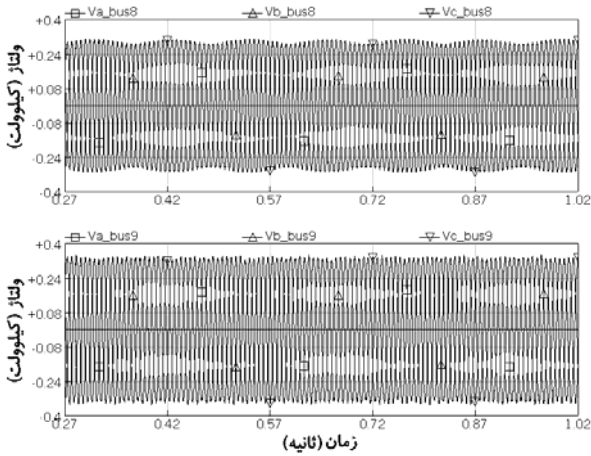
)

()

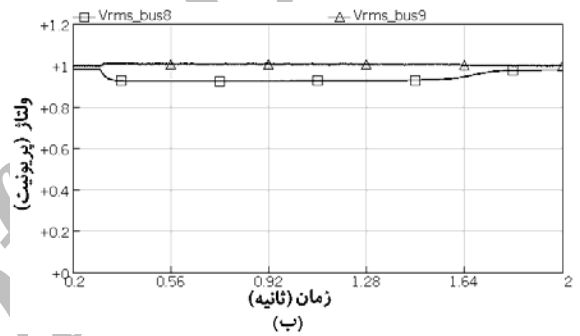
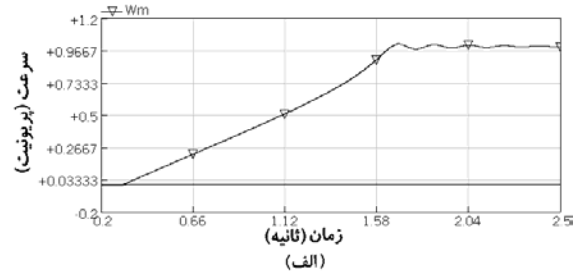
()

(()

PCC



UPQC



UPQC

UPQC

PI

DC

()
UPQC

UPQC

PCC

(())

-() -
-()

()

()

PCC

PCC

UPQC

UPQC

PCC

UPQC

UPQC

- [8] S. Chen and G. Joos, "A Unified Series – Parallel Deadbeat Control Technique For An Active Power Quality Conditioner with Full Digital Implementation," Industry Applications conference, 2001. Thirty-Sixth IAS Annual Meeting. Conference Record of the 2001 IEEE.
- [9] Gary W. Chang "A New Method for Determining Reference Compensating Currents of Three-Phase Shunt Active Power Filters," IEEE Power Engineering Review, April 2002.
- [10] Mahesh K. Mishra, Avinash Joshi and Arindam Ghosh "A new compensation algorithm for balanced and unbalanced distribution systems using generalized instantaneous reactive power theory," Electric Power Systems Research 60 (2001) 29–37.
- [11] Ming Hu and Heng Chen, "Modeling and Controlling Unified Power Quality Compensator," IEEE Proceeding Power System Control, Operation and Management, APSCOM 2000; October 2000, pp431–435.
- [12] G.C. Montanari, M. Loggini, A. Cavallini, L. Pitti and D. Zaninelli, "Arc-furnace model for the study of flicker compensation in electrical networks," Power Delivery, IEEE Transactions on, Volume: 9 Issue: 4, Oct 1994 Page(s): 2026 –2036.
- [13] G. Carpinelli M. Di Manno, P. Verde, E Tironi and D. Zaninelli, "AC and DC arc-furnace: a comparison on some power quality aspects," Power Delivery, IEEE Transactions on, 1999.
- [1] E. Acha, V.G. Agelidis, O. Anaya-Lara and T.J.E. Miller, "Power Electronic Control in Electrical Systems," MPG Books Ltd., BODMIN, Cornwall, First Published 2002.
- [2] "CUSTOM POWER - STATE OF THE ART," Report by CIGRE WG14.31, July 2000.
- [3] D.A. Taylor, "Power Quality Hardware Solutions For Distribution System: Custom Power," Reliability, Security and Power Quality of Distribution Systems, 1992., IEE North Eastern Center Power Section Symposium.
- [4] M. Osborne, R. H. Kitchim and H. M. Ryan, "Custom Power Technology in Distribution System an Overview," IEE Symposium, Reliability and Security of Distribution Systems, 1992.
- [5] M. Aredes, "Active Power Line Conditioner," M.Sc. Thesis, Technische University Berlin, Berlin, Germany, March 1996.
- [6] Haque, M.T.; Ise, T.; Hosseini and S.H., "A novel control strategy for unified power quality conditioner (UPQC)," Power Electronics Specialists Conference, 2002. pesc 02. 2002 IEEE 33rd Annual, Volume 1, 23-27 June 2002 Page(s): 94 - 98 vol.1
- [7] Mark McGranaghan, "Active Filter Design and Specification for Control of Harmonics in Industrial and Commercial Facilities," Electrotek Concepts, Inc. Knoxville TN, USA, 2003.