

(SEDS)

...

(Rapid Prototyping)

CAD

(selective binding)

(infiltration)

## Rapid Prototyping with Low Frequency Selective Electrical Discharge Sintering (SEDS)

A. Mirahmadi, S. Saedodin and Y. Shanjani

Department of Mechanical Engineering of Iran University of Science and Technology (IUST), Tehran, Iran

### Abstract

Rapid prototyping with Low Frequency Selective Electrical Discharge Sintering (SEDS) is a new method in manufacturing of parts and masters. In this method, an electrical plasma arc provides the required thermal energy for initial binding. A polymeric coated metal powder as raw material is used in SEDS and initial binding is constructed by liquid phase sintering. Sequential layers are manufactured according to their CAD models. A moving electrode scans entire of the surface and the generated thermal energy of the plasma arc is exerted to the particle powders in the selective points of the powder bed. After manufacturing of all of the layers, the green part is removed from the built-chamber of the SEDS system and is put in the appropriate furnace to complete the sintering process. Then for decreasing the porosity and increasing the strength of the part, the infiltration process is done. The manufactured part in the SEDS method is a functional part. The SEDS method has some valuable potentials which provide the manufacturing of the large parts and masters.

**Key words:** Rapid prototyping, Binding, Sintering, Infiltration, Electrical plasma arc.

(Selective Laser Sintering-SLS)  
(Electron Beam Manufacturing-EBM)

(R&D)

Archive of SID

[ ]

blacking

CAD

[ ]

(Selective Electrical Discharge Sintering -SEDS)

SEDS (MTC) SEDS  
 (green strength)  
 (binding)  
 (sintering)  
 (infiltration)

SEDS SEDS  
 (binder)

Cu Ni, Bronze, Stainless Steel, Fe  
 [ - ]

SLS EOS

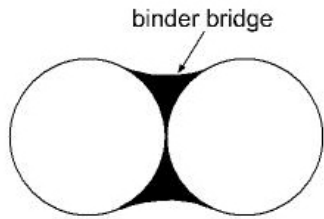
EOS -

Phosphoric Cu (Cu 90%+Sn 10%)	Nicke	Bronze
75%	5%	20%

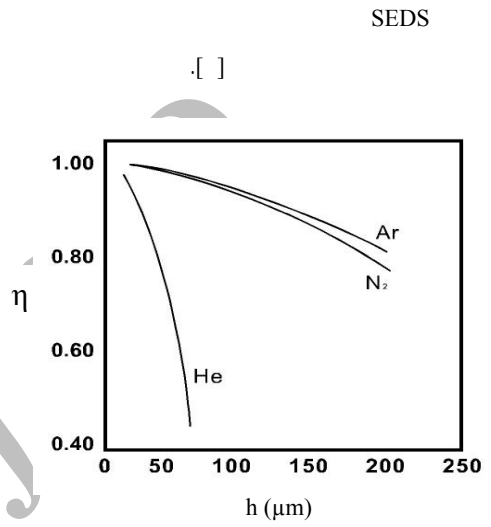
[ ]

$\Delta G^\circ$

[ ]



SEDS



torr

[ ]

SEDS

$1 \times 10^3 - 4 \times 10^3 \text{ W/cm}^2$

$(6 \times 10^3 - 15 \times 10^3 \text{ W/cm}^2 : )$

(green part)

(Liquid Phase Sintering -LPS)

%

- %

- %

( )

$$\frac{1}{r^2} \cdot \frac{\partial}{\partial r} \left( r^2 \cdot \frac{\partial T}{\partial r} \right) + \frac{1}{r^2 \cdot \sin \theta} \cdot \frac{\partial}{\partial \theta} \left( \sin \theta \cdot \frac{\partial T}{\partial \theta} \right) + \frac{1}{r^2 \cdot \sin^2 \theta} \cdot \frac{\partial}{\partial \varphi} \left( \frac{\partial T}{\partial \varphi} \right) = \frac{1}{\alpha} \cdot \frac{\partial T}{\partial t} \quad ( )$$

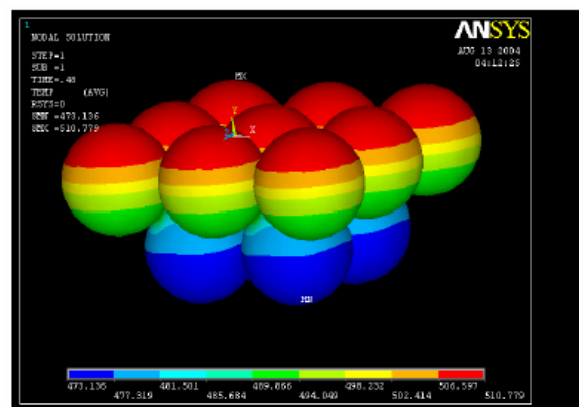
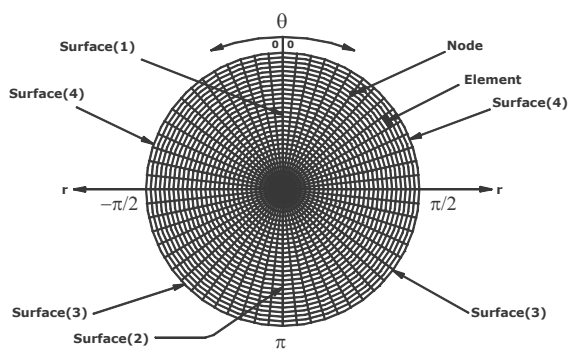
(shape factor) [ ]

$$\left( \frac{\partial}{\partial \varphi} \right) \quad ( )$$

$$\left( \frac{\partial}{\partial \varphi} \right) \quad ( )$$

$$\frac{1}{r^2} \cdot \frac{\partial}{\partial r} \left( r^2 \cdot \frac{\partial T}{\partial r} \right) + \frac{1}{r^2 \cdot \sin \theta} \cdot \frac{\partial}{\partial \theta} \left( \sin \theta \cdot \frac{\partial T}{\partial \theta} \right) = \frac{1}{\alpha} \cdot \frac{\partial T}{\partial t} \quad ( )$$

$q_{in} = q_o(t) \cdot \exp \left[ - \left( \frac{r}{R} \right)^2 \right] \quad q_o(t) = \frac{Q_{in}(t)}{\pi \cdot R^2} \quad ( )$



$$1) @r=0 \Rightarrow \left. \frac{\partial T}{\partial r} \right|_{r=0} = 0 \quad ( )$$

$$2) @0 < r \leq R \ \& \ \theta = 0 \Rightarrow \frac{\partial T}{\partial \theta} = 0 \quad ( )$$

$$\eta = 1 - \left[ 2.10 \left( \frac{m}{M} \right)^{0.75} \cdot \left( \frac{h}{\lambda} \right)^{0.5} \right]$$

( )

=η  
= m  
= h  
= λ  
= M

$$3) @ 0 < r \leq R \ \& \ \theta = \pi \Rightarrow \frac{\partial T}{\partial \theta} = 0 \quad ( )$$

$$4) @ r = R, \ \frac{\pi}{2} < \theta \leq \pi \Rightarrow q_r'' = 0 \quad ( )$$

$$\frac{\partial T}{\partial r} \Big|_{r=R} = 0 \quad ( )$$

$$5) @ r = R \ \& \ 0 \leq \theta < \frac{\pi}{2} \Rightarrow -k \frac{\partial T}{\partial r} = q_r'' \quad ( )$$

[ ]

( )

$$@ r = R \Rightarrow -k \frac{\partial T}{\partial r} = q_s(t) \cdot \exp\left[-\left(\frac{R \cdot \sin \theta}{a}\right)^2\right] \cdot \cos(\theta) \quad ( )$$

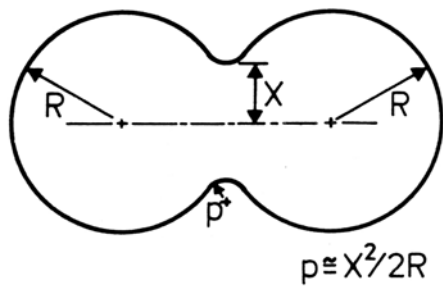
$$@ t \leq 0 \Rightarrow T(r, \theta, 0) = T_0 \quad ( )$$

( )

( ) ( - )

LPS

SEDS



[ ] ( )

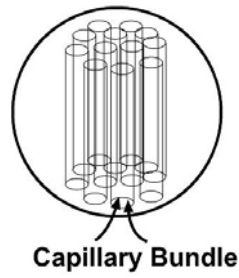
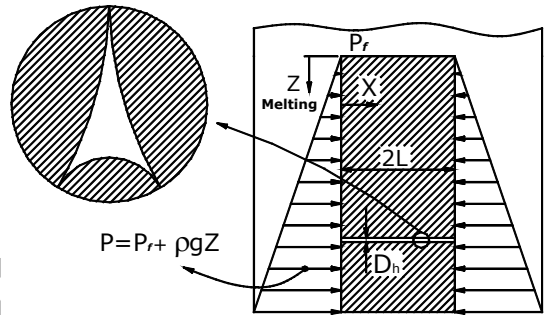
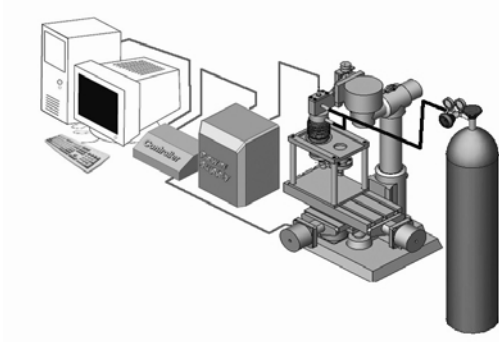
SEDS

(MTC)

SEDS

(capillary force)

(infiltration)



SEDS

( )

[ ]

$$x = \left( \frac{r_{eff} \cdot t \cdot \gamma_{LV} \cdot \cos \theta}{2\mu} \right)$$

( )

t

\theta

r<sub>eff</sub>

\mu

SEDS

## SEDS

ABS

PVC

- [1] Edward D., Mikhail T., Formation of a High-Current Pulsed Gas Discharge as a Source of Highly Concentrated Energy Flux to Treat Metal Surfaces, IEEE Transactions on Plasma Science, Vol. 21, No. 6, PP : 619-623, 1993.

- [2] Edward Bunnell., Fundamentals of selective Laser Sintering of Metals, The University of Texas, Austin, 1995.

... [ ]

“(SEDS)



//

- [4] J. P. Kruth, L. Frogen, B. Morren, J. Bonse, Selective Laser Sintering of Wc-Co hard metal parts, K.U. Leuven division PMA, 1997.
- [5] Y. P. Kathuria., Laser Assisted Rapid Prototyping for Direct Fabrication of Metallic Parts, Laser X Co. Ltd, Japan, 1997.
- [6] Kruth, Van der Schneren. , Soft and Hand Rapid Tools for Polymer and Metal Casting / Molding.
- [7] Sigel R., Howell J.R., Thermal Radiation Heat transfer, Hemisphere P.Co., MC Graw-Hill Book Company, 1981.
- [8] Larry R. Jepson., Multi – Material selective laser Sintering. Empirical Studies and Hard Ware Development, the University of Texas, Austin, 2001.

[ ]

SEDS

SEDS



- [10] Moddy J. E., Hendel R, H., Temperature Profiles Induced by a Scanning CW Laser Beam, Journal of Applied Physics, 53(b), PP: 4364-437, 1982.