

()

BALB/C

D

Archive of SID

(gpD) D

(HSV-1)

(HSV-2)

gpD

gpD

gpD

SDS-

Sf9 (*Spodoptera frugiperda*)

PAGE

gpD

gpD

BALB/c

PBS

gpD

D

:

()

(HSV-1)

()

TNF :

DNA

gpC gpB

gpD

()

()

()

()

HSV-1 gpD

Sf9

()

gpD

D

BALB/c

()

HSV-1

HSV-1

DNA

(gpD) D

² . Tumor necrosis factor

³ . Immunoglobulin superfamily

⁴ . heparan sulfate

⁵ . Heparan sulfate proteoglycans

⁶ . Subunit vaccine

¹ . Tegument

()

D

HSV-1

gpD

Sf9

UCLA

MOI

MOI

gpD

HSV-1

BK

BK

()

DMEM

Sf9

sf9

()

HSV-1-gpD

Sf9

gpD

MOI

³ . Grace's medium

⁴ . Multiplicity of Infection

¹ . Pupal ovarian line

² . Spodoptera frugiperda

HSV-1 D SDS-P

SDS-PAGE (w/v)

HSV-1 gpD SDS-PAGE

BK

HSV-1 TBS-T

Sf9

(DAB)

Sf9

gpD

gpD

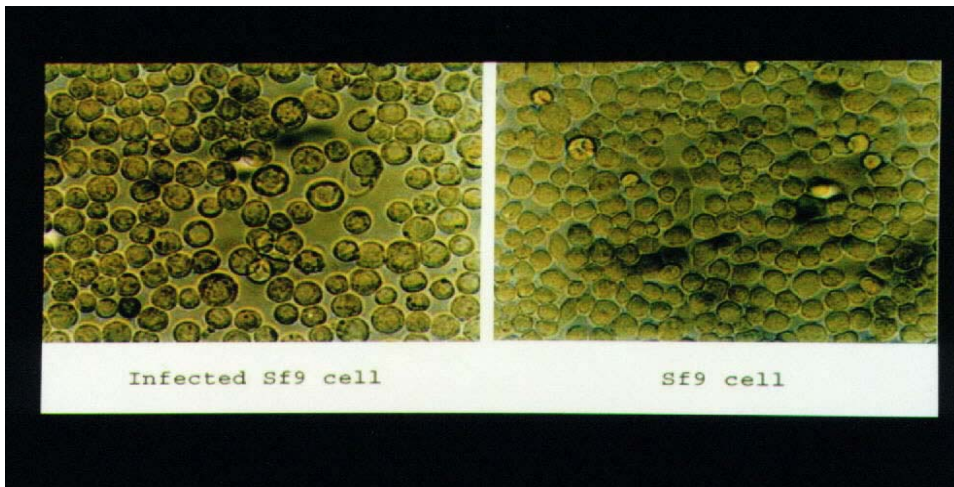
BALB/c

()

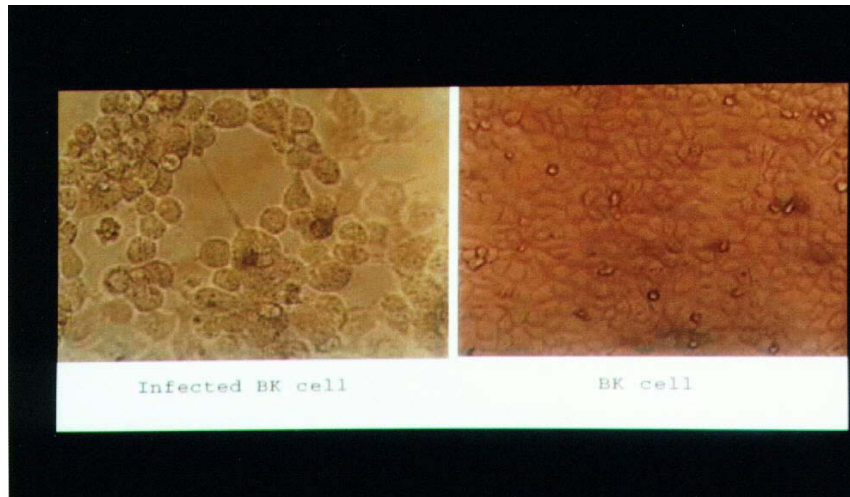
DMEM

PBS


1. Tris Buffered Saline-Tween
2. Diaminobenzidine



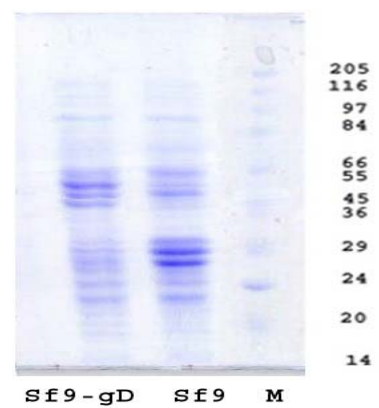
() () Sf9 :



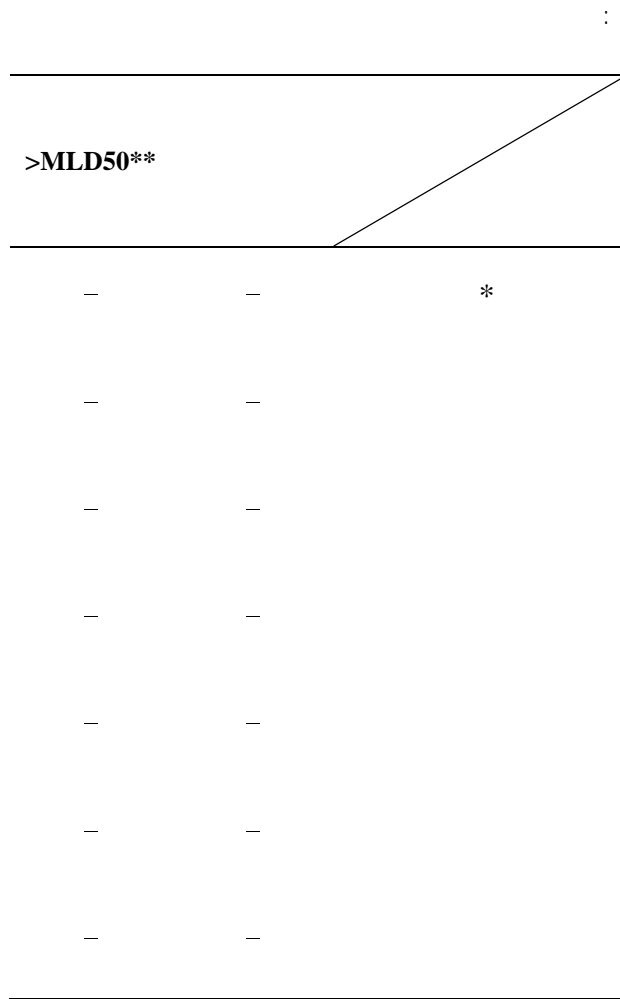
() HSV-1 () BK :



gD-1 :



(Sf9) gD-1 (Sf9-gD) gD-1 :



PBS

*

Minimum Leathal Dose **

AI

()

gpD

)

(

Sf9

D

Kd

D

SDS-PAGE

gpD

HSV-1

()

HSV-1

HSV-1

BALB/c

PBS D

MLD50

DNA

D

gpD

gpD

Sf9

()

SDS-PAGE

KOS gD-1

.()

SDS-PAGE

HSV-1

(ANOVA)

P< /

LSD

P< /

p< /

P< /

.()

(Dunnett)

VNT

References :

1. Handler CG, Eisendberg RJ, Cohen GH. Oligomeric structure of glycoproteins in herpes simplex virus type 1. *J Virol* 1996; 9: 6067-75.
2. Cleator GM, Klapper PE. Herpes simplex. In: Principles and practice of clinical virology. 4th ed. Chichester: John Wiley & Sons LTD, 2000, 23-45.
3. Roizman B, Knipe DM. Herpes simplex viruses and their replication. In: Fundamental virology. 4th ed. Philadelphia: Lippincott Williams & Wilkins, 2001, 1123-83.
4. Brooks GF, Butel JS, Morse SA. Medical microbiology. 22nd ed. Stanford: Lang Medical Books/Mc grow-Hill, 2001, 523-623.
5. Ghiasi H, Nesburn AB, Wechsler SL. Vaccination with a cocktail of seven recombinantly expressed HSV-1 glycoproteins protects against ocular HSV-1 challenge more efficiently than vaccination with any individual glycoprotein. *Vaccine* 1996; 14: 107-12.
6. Preston CM. Repression of viral transcription during herpes simplex virus. *J Gen Virol* 2000; 81: 1-19.

7. Sisk WP, Bradley JD, Leipold RJ, et al. High-level expression and purification of secreted forms of HSV-1 glycoprotein gD synthesized by Baculovirus-infected insect cells. *J Virol* 1994; 68: 766-75.
8. Johnson DC, Ligas MW. Herpes simplex viruses lacking glycoprotein D are unable to inhibit virus penetration: quantitative evidence for virus specific cell surface receptors. *J Virol* 1988; 62: 4605-12.
9. Spear PG. Membrane fusion induced by herpes simplex virus. In: Bentz J. *Viral fusion mechanisms*. Boca Raton: CRC Press, 1993, 201-32.
10. Herold BC, WaDann D, Soltys N, et al. Glycoprotein D of HSV-1 plays a principal role in the adsorption of virus to cells and in infectivity. *J Virol* 1991; 65: 1090-8.
11. Johnson DC, Burke R, Gregory T. Soluble forms of HSV-glycoprotein D bind to a limited number of cell surface receptors and inhibit virus entry into cells. *J Virol* 1990; 64: 2569-76.
12. Montgomery RI, Warner MS, Lum BJ, et al. Herpes simplex virus type-1 entry into cells mediated by a novel member of the TNF/NGF receptor family. *Cell* 1996; 87: 427-36.
13. Geraphy RJ, Kummenacher C, Cohen GH. Entry of alphaherpesviruses mediated by poliovirus receptor-related protein 1 and poliovirus receptor. *Science* 1998; 280: 1618-20.
14. Shukla D, Liu J, Blaiklock P. A novel role for 3-O-Sulfated heparan sulfate in HSV-1 entry. *Cell* 1999; 99: 13-22.
15. Huang T, Campadelli Fiume G. Anti idiotypic antibodies mimicking glycoprotein D of herpes simplex virus identify a cellular protein required for virus spread from cell to cell and virus-induced polykaryocytosis. *Proc Natl Acad Sci USA* 1996; 93: 1836-40.
16. Kost TA, Condreay JP. Recombinant baculovirus as expression vectors for insect and mammalian cells. *Curr Opin Biotechnol* 1999; 10: 428-433.
17. Sisk WP, Bradley JD, Leipold RJ, et al. High-level expression and purification of secreted forms of herpes simplex virus type 1 Glycoprotein D synthesized by Baculovirus-infected insect cells. *J Virol* 1994; 68: 766-75.
18. Ghiasi H, Kaiwar R, Nesburn AB, et al. Expression of seven herpes simplex virus type 1 glycoproteins (gB, gC, gD, gE, gG, gH, and gI), comparative protection against lethal challenge in mice. *J Virol* 1994; 68: 2118-26.
19. Cremer RJ, Mackett M, Wohlenberg C, et al. Vaccinia virus recombinant expressing herpes simplex virus type 1 glycoprotein D prevent latent herpes in mice. *Science* 1982; 228: 737-40.
20. Krishna S, Blacklaws BA, Overton HA, et al. Expression of glycoprotein D of herpes simplex virus type 1 in a recombinant baculovirus: protective response and T cell recognition of the recombinant infected extract. *J Gen Virol* 1989; 70: 1805-14.
21. Kidd IM, Emery VC. The use of baculoviruses as expression vectors. *Appl Biochem Biotechnol* 1993; 42: 137-59.
22. Hoss A, Moarefi I, Scheidtmann KH, et al. Phosphorylation pattern of simian virus 40 T antigen expressed in insect cells by using a baculovirus vector. *J Virol* 1990; 64: 4799-807.
23. Kuroda K, Veit M, Klend HD. Retarded processing of influenza virus hemagglutinin in insect cells. *Virology* 1991; 180: 159-65.
24. Francois B. Recombinant protein expression in *Escherichia coli*. *Curr Opin Biotechnol* 1999; 10: 411-21.
25. Khedmati K, Masoudi S, Roostaei MH, et al. Razi-Khedmati (R-K-BK) continuous cell line preparation from primary bovine kidney cell culture. 1st Iranian congress on virology. 2002 Feb. 216, Tehran, Iran.
26. Johnson RM, Lancki DW, Fitch FW, et al. Herpes simplex virus glycoprotein D is recognized

as antigen by CD4⁺ and CD8⁺ T lymphocytes from infected mice. J Immunol 1990; 148: 702-10.

27. Straus SE, Savarese B, Tigges M, et al. Induction and enhancement of immune responses to

herpes simplex virus type 2 in human by use of a recombinant glycoprotein D Vaccine. J Infect Dis 1993; 167: 1045-52.

Archive of SID