




|| : || :



Email: s-amouian@mums.ac.ir

()
()



x /

()

()

%

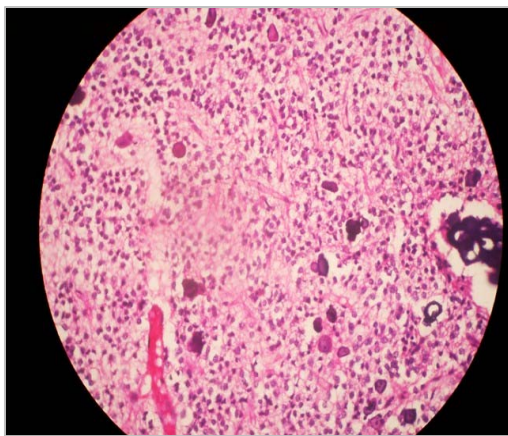
%

()

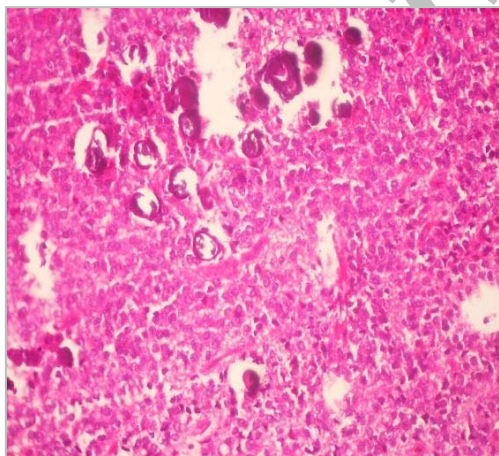
CE2977

Archive of SID

¹ Boon & Kok
² Layfield



(



(

)

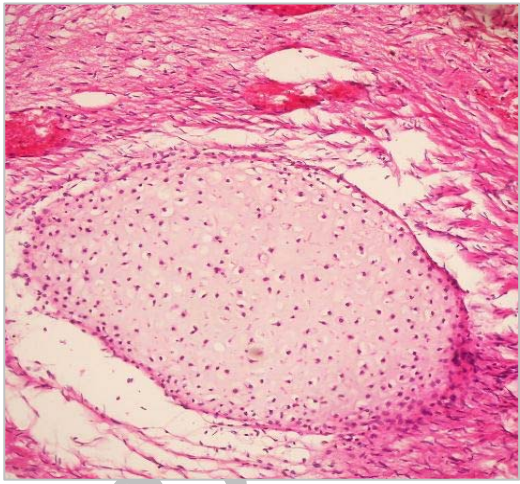
(

)

.(

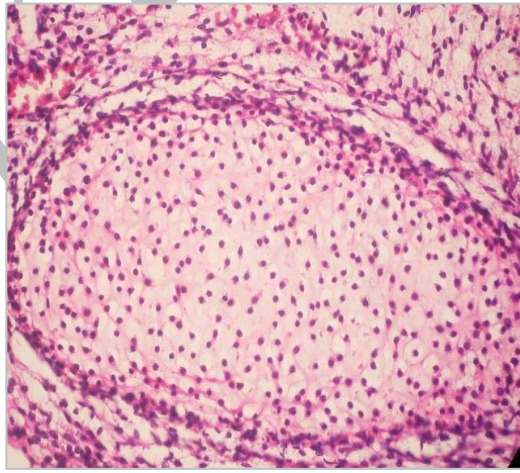
1

()



1)

(



(

(.)

()

(.)

()

() ()

References:

- 1- J. Carlton. The complete Microwave Oven Service Handbook: Operation, maintenance, troubleshooting and repair. New York: Prentice Hall; 2003.
- 2- Steven E. Slap. New developments in microwave histoprocessing. American clinical Laboratory Internet Journal [online].2003. Available from <http://www.wiscpubs.com/clinlab>, Accessed 8 Sep, 2004.
- 3- Boon ME, Kok LP. Microwave stimulated diffusion for fast processing of tissue: reduced dehydrating, Clearing, and imporefnating times. **Histopathology** 1986; 10: 303-9.
- 4- Rohr LR, Layfield LJ, Wallin D, Hardy D. A Comparison of routine and rapid microwave tissue processing in a surgical pathology laboratory: quality of histologic sections and advantages of microwave processing. **Am J Clin pathol** 2001, 115: 703-8
- 5- Schrumpf E, Charley H. Ttexture of Broccoli and Carrots cooked by microwave energy. **J Food Science** 1975; 40: 1025-29.
- 6- Kok LP, Boon ME. Ultrarapid vacuum – microwave histoprocessing. **Histochem J** 1995 May; 27(5): 411-9.
- 7- Van de Kant HJD, Boon ME, de Rooij DG: Microwave aided technique to detect BrdU in S phase cells using immunogold – silver staining and plastic embedded sections. **Histochem J** 1988; 20: 335-340.
- 8- Mac-Moune Lai F, Lai KN, Chew EC, Lee JC. Microwave fixation in diagnostic renal pathology. **Pathology** 1987 Jan; 19(1): 17-21.
- 9- Login GR, Dvorak AM. Application of microwave fixation techniques in pathology to neuroscience studies: a review. **J Neurosci Methods** 1994 Dec; 55(2): 173-82.

-
- 10- Balaton A. The use of microwaves in histological techniques. **Ann pathol**, 1987; 7(4-5): 242-5.
 - 11- Leong AS. Microwave fixation and rapid processing in a large throughput histopathology laboratory. **Pathology** 1991 Jul; 23(3): 271-3.
 - 12- Jackson P, Lalani EN, Boutsen J. Microwave stimulated im – munogold silver staining. **Histochem J**. 1988(20): 353-358.
 - 13- Hjerpe A, Boon ME, Kok LP. Microwave stimulation of an immunological reaction (CEA/ anti – CEA) and its use in im – munohistochemistry. **Histochem J** 1998 (20): 388-396.
 - 14- Leong AS-Y, Millios J. Rapid immuno peroxidase staining of lymphocytic antigens using microwave irradiation. **J Pathol** 1986,(148): 183-187.
 - 15- Chiu KY, Chan KY. Rapid immunofluorescence staining of human renal biopsy specimens using microwave irradiation. **J Clin pathol** 1987(40): 689-692.

Archive of SID