



|| : || :



VLDL-C / LDL-C / /

mg/dl HDL-C

HDL-C

TG/HDL-C

VLDL-C LDL-C

(p = / )


( ) % :

(p < / )

HDL-C

TG/HDL

Email: khazaeem@yahoo.com



%

)

(%)

LDL-C HDL-C

VLDL-C

HDL-C

mg/dl

VLDL-C LDL-C

T

( )

( )

VLDL-C / LDL-C /

/

( )

mg/dl

HDL-C

mg/kg

LDL-C VLDL-C HDL-C

BMI

)

(

<sup>1</sup> Friedwald

<sup>2</sup> BMI: Body Mass Index

/ ( )  
( ) / ( )  
( )  
(p= / )  
BMI ( / ) / BMI  
/ /

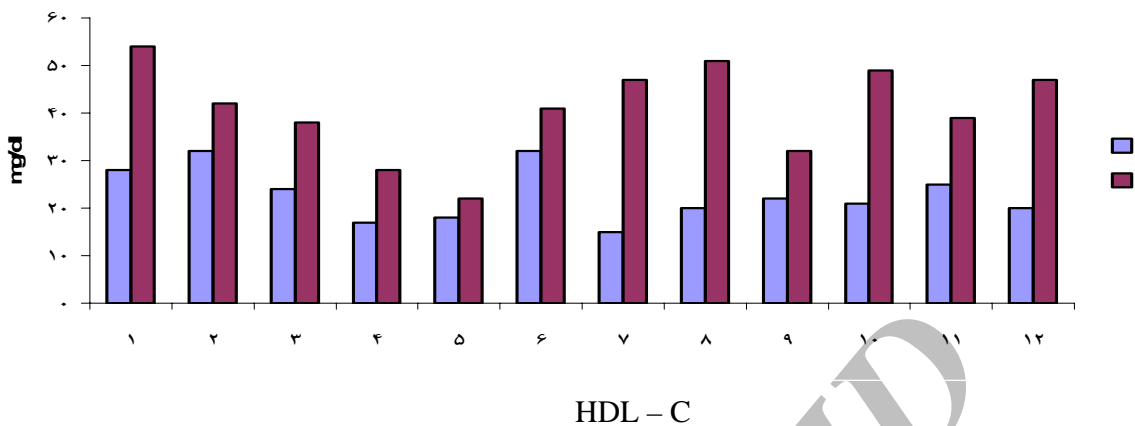
BMI ( )  
%  
% ( )  
( )

|   |      |
|---|------|
|   | FSGS |
| / |      |
| / |      |
| / | MPGN |
| / |      |
| / |      |
| / |      |
| / |      |
| / |      |
| / |      |

( ) mg/dl HDL-C ( )  
HDL-C ( )  
mg/dl  
TG HDL-C  
LDL-C

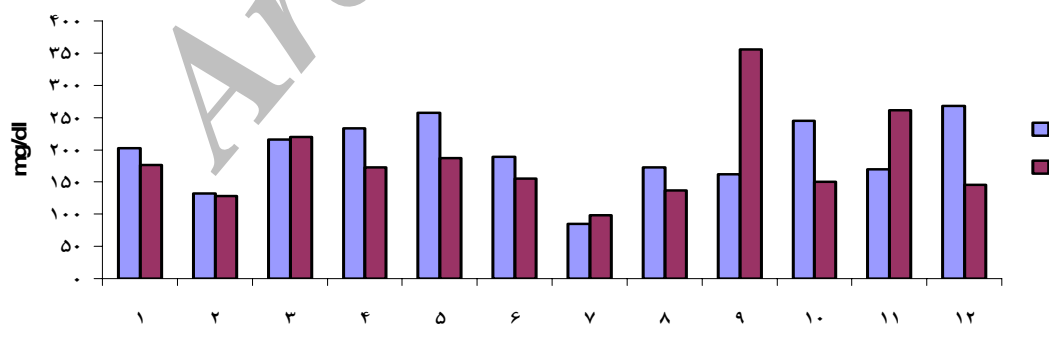
<sup>5</sup> Kolmogorov-Smirnov

<sup>3</sup> Focal Segmental glomerulonephritis  
<sup>4</sup> Membranoproliferative glomerulonephritis

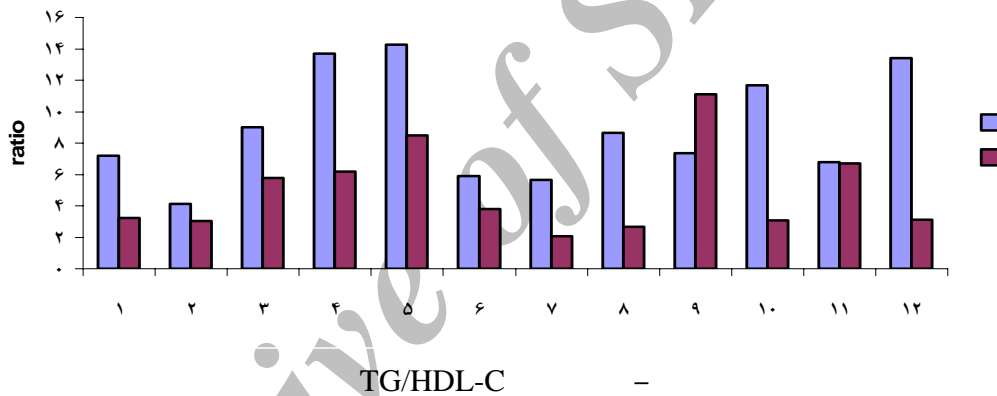


| p.value | (mg/dl) | (mg/dl) |               |
|---------|---------|---------|---------------|
| > /     | /( )    | /( )    |               |
| > /     | /( )    | /( )    |               |
| < /     | /( )    | /( )    | <b>HDL-C</b>  |
| > /     | /( )    | /( )    | <b>LDL-C</b>  |
| > /     | /( )    | /( )    | <b>VLDL-C</b> |
| /       | /( / /) | /( / /) | <b>TG/HDL</b> |


HDL-C  
 (% / ) TG ( )  
 (% / ) % / %  
 TG (% / )  
 (% / ) % / % /  
 .( )  
 TG  
 .( )



VLDL-C (% ) . ( % / ) ( % ) LDL-C ( % / % / )% / % /  
 VLDL-C (% / ) . ( % / ) LDL-C (% / )  
 VLDL-C )% / %  
 .( ) LDL-C (% / )  
 TG/HDL-C ( LDL-C LDL-C  
 .( ) .( ) (% / ) VLDL-C ( )% / % /



TG/HDL-C - TG/HDL-C  
 .( )  
 .( ) HDL-C VLDL-C  
 .( )



TG/HDL-C

HDL-C

( )

( )

A

( )

ESRD

HDL-C

VLDL-C

HDL-C

LDL-C

( )

HDL-C

HDL-C

TG/HDL-C

( / )

HDL-C

TG/HDL-C

LDL-C

Archive of SID

\*\*\*\*\*

## References:

- 1- Harmon WE, Jabs KL. Hemodialysis. Barratt TM, Avner ED, Harmaon WE, Pediatric nephrology. 4<sup>th</sup> ed: Lippincott Williams & Wilkins; 1999: 1267-1287
- 2- Ross R. The pathogenesis of atherosclerosis – An update. **N Eng J Med** 1986; 314: 488-500
- 3- Grundy SM. Cholesterol and coronary artery disease: A new ara. **JAMA** 1986; 256:2848-2858.
- 4- Silverstein DM, Palmer J, Polinsky MS. Risk factors for hyperlipidemia in long-term pediatric renal transplant recipients. **Pediatr Nephrol** 2000; 14:105-110.
- 5- Elisaf M, Bairaktari E, Katopodis K, Pappas M, Sferopoulos G, Tzallas C, Siamopoulos KC. Effect of L-carnitine supplementation on lipid parameters in hemodialysis patients. **Am J Nephrol** 1998; 18(5): 416-421.
- 6- Stefanutti C, Vivencio A, Lucani G, Di Giacomo S, Lucani E. Effect of L-carnitine on plasma lipoprotein fatty acids pattern in patients with primary hyperlipoproteinemia. **Clin Ter** 1998; 149(2): 115-119.
- 7- Guarnieri GF, Ranier F, Toigo G, Vasile A. Lipid-lowering effect of carnitine in chronically uremic patients treated with maintenance hemodialysis. **Am J Clin Nutr** 1980; 33(7):1489-1492.
- 8- Siami G, Clinton ME, Mark R, Griffis J, Stone W. Evaluation of the effect of intravenous L-carnitine therapy on function, structure and fatty acid metabolism of skeletal muscle in patients receiving chronic hemodialysis. **Nephron** 1991; 57(3):306-313.
- 9- Lacour B, Di Giulio S, Chanrad J, Ciancioni C, Haguët M, Lebkiiri B. Carnitine improves lipid anomalies in hemodialysis patients. **Lancet** 1980; 2(8198): 763- 76.
- 10- Friedwald WT, Levy RI, Fredrickson DS. Estimation of the concentration of low-density lipoprotein cholesterol in plasma, without use of the preparative ultracentrifuge. **Clin Chem** 1972; 18:499-502.
- 11- Motulsky H. Intuitive Biostatistics: Choosing a statistical test. Motulsky H. Intuitive Biostatistics. **Oxford University Press Inc** 1995: 375-396.
- 12- Ibels LS, Simons LA, King JO, Williams PF, Neale FC, Stewart JH. Studies on the nature and causes of hyperlipidemia in uremia, maintenance dialysis and renal transplantation. **Q J Med** 1975; 44(176):601-14.
- 13- Mak RH. Effect of metabolic acidosis on hyperlipidemia in uremia. **Pediatr Nephrol** 1999; 13(9):891-3.
- 14- Elisaf MS, Germanos NP, Bairaktari HT, Pappas MB, Koulouridis EI, Siamopoulos KS. Effect of conventional vs. low-molecular weight heparin on lipid profile in hemodialysis patients. **Am J Nephrol** 1997; 17(2):153-7.
- 15- Singh A, Tejani A. Hyperlipidemia in children: the role of uremia, steroid and cyclosporine therapy. **Nephron** 1996; 74(3): 529-35.
- 16- Swamy AP, Cestero RV, Campbell RG, Freeman RB. Long-term effect of dialysate glucose on the lipid levels of maintenance hemodialysis patients. **Trans Am Soc Artif Intern Organ** 1975; 22:54-9.
- 17- Zilleruelo G, Novak M, Hsia SL, Goldberg R, Abitbol C, Monkus E, Stauss J. Effect of dialysate composition on the lipid response to L. Carnitine supplementation. **Kidney Int Suppl** 1989; 27:s259-63.
- 18- Albertzzi A, Capelli P, Di Paolo B, Pola P, Tandì P, Vaccario O. Endocrine-metabolic effects of L. carnitine in patients on regular dialysis treatment. **Proc Eur Dial Transplant Assoc** 1983; 19:

302-7.

19- Kendler BS. Carnitine: an overview of its role in preventive medicine. **Prev Med.** 1986; 15(4): 373-90.

20- Schmidt-Sommerfeld E, Penn D. Carnitine deficiency (Abstract). **Monatsschr Kinderheilkd** 1986; 134(5):224-31.

21- Golper TA, Wolfson M, Ahmed S, Hirschberg R, Kurtin P, Katz L.A, Nicora R, Ashbrook D. Multicenter trial of L.carnitine in maintenance hemodialysis patients. I) Carnitine concentration and effects. **Kidney Int** 1990; 37(5):904-911.

22- Kinosian B, Glick H, Garland G. Cholesterol and coronary heart disease: Predicting risks by levels and ratios. **Ann Intern Med** 1994; 121:641-647.

Archive of SID