




( )

...

// : // :



( )

% . % . % . % .

( )  
( )  
( )




/ P- value

( )  
/ )

(p < /  
( )

% (p < /  
%  
( )

( )



---

<sup>1</sup> Christensen




)

.(

)

(



		+	
		+	
		+	+
			+
			+
			+
		+	+

CEA

<sup>2</sup> Carcino Embrionico Antigen



( % )

( % )

% .

( ) )

/ / ( ) (

( ) % . ( )

.( )

( )

>	<
	%
	%
	% /
	% /
	%
	% /
	%
	%

Archive of SID


%
%
%
%
%
%
%
%





( )

( )

Archive of SID

( )

( )

( )

---

<sup>10</sup> Yang  
<sup>11</sup> Terzi

## **References:**

- 1- Christensen AH, Ishak KG. Benign tumors and pseudotumors of the gallbladder. **Arch. Pathol** 1970; 90: 423-32.
- 2- Shirai Y, Buto T, Yoshida K. Surgical pathology of polypoid lesion of the gallbladder. **J. clin. Surg** 1986; 41: 17-23.
- 3- Ozdemir A, Ozwnic A, Bozoklu S. Ultrasonography in the diagnosis of gallbladder polyps. **Br. J. surg** 1993; 80: 345.
- 4- Csedes A, Burgos AM, Cendes P. Late follow up of polypoid lesion of the gallbladder smaller than 10 mm. **Ann. Surg** 2001; 234: 654-657.
- 5- Yang HL, Sun YG, Wang Z. Polypoid lesion of the gallbladder. Diagnosis and indication for surgery. **Br. J. surg** 1992; 79: 227-9.
- 6- Ito T, Takami M, Kosuge T. Ultrasonographic diagnosis of polypoid lesion of the gallbladder. **J. clin. Surg** 1986; 41: 25-30.
- 7- Wan YI, Wang Wz, Li T. Polypoid lesion of the gallbladder. **Clin. J. surg** 1989; 27: 450-3.
- 8- Terzic, Sokmen S, Seckin S. Polypoid lesions of the gallbladder. Report of 100 cases with special reference to operative indication. **Surgery** 2000; 127: 622-7.
- 9- Koga A, Watanabe K, Fukuyama T. Diagnosis and operative indication for polypoid lesions of the gallbladder. **Arch. Surg** 1988; 123: 26-9.
- 10- Furukawa H, Kosuge T, Shimada K. Small polypoid lesion of the gallbladder. Differential diagnosis and surgical indication by helical CT scan. **Arch. Surg** 1988; 133: 735-9.
- 11- Sugiyama M, Xie XY, Atomi Y. Differential diagnosis of small polypoid lesion of the gallbladder. The value of endoscopic ultrasonography. **Ann. Surg** 1999; 229: 498-504.
- 12- Kimura K, Fujita N, Noda Y. Differential diagnosis of large sized pedunculated polypoid lesion of the gallbladder by endoscopic sonography. **J. Gastroenterology** 2001; 36: 619-22.
- 13- Koh T, Taniguchi H, Kunishim S. Possibility of differential diagnosis of small polypoid lesion in the gallbladder using FDG-PET. **Clin. Positron imaging** 2000; 3: 213-8.
- 14- Jorgensen T, Jensen KH. Polyps in the gallbladder. A prevalence study. **J. gastroenterology** 1990; 25: 281-6.
- 15- Segawa K, Arisawa T, Niwa Y. Prevalence of gallbladder polyps among healthy Japanese. **Am. J. gastroenterology** 1992; 87: 630-3.
- 16- Chen CY, Chang FY. Risk factors for gallbladder polyps in the Chinese population. **Am. J. gastroenterology** 1997; 92: 2000-8.
- 17- Ozmen MM, Patanker RV. Epidemiology of gallbladder polyps. **J. gastroenterology** 1994; 29: 480.
- 18- Kubota K, Bandai Y, Noie T. How polypoid lesion of the gallbladder should be treated. **Surg** 1995; 117: 481-7.
- 19- Aldridge MG, Bismuth H. Gallbladder cancer. The polyp cancer sequence. **Br. J. surg** 1990; 77: 363-4.

- 
- 20- Eelkema HH, Hodgesen IR. Fifteen years follow up of polypoid lesion of the gallbladder. **Gastroenterology** 1992; 42: 144-7.
- 21- Moriguchi H, Tazawai J. Natural history of polypoid lesion in the gallbladder. **Gut** 1996; 39: 860-2.
- 22- Lowenfels AB, Conway MI. Gallstone and risk of gallbladder carcinoma. **Ann. Surg** 1999; 75: 77-80.
- 23- Koga A, Nakayama F. Primary carcinoma of the gallbladder. **Am. J. surg** 1995; 51: 528-33.
- 24- Kit Fai Lee, Paul Bo San Lai Polypoid lesion of the gallbladder. **Am. J. surg** 2004; 188: 186-190.

Archive of SID