

داود رزاقی، حسین عطار

گروه مهندسی شیمی، واحد علوم و تحقیقات، دانشگاه آزاد اسلامی، تهران، ایران

اصغر مولایی

گروه مهندسی شیمی، دانشگاه صنعتی شریف، تهران، ایران

سیده آناهیتا شبیریان

گروه مهندسی شیمی، واحد علوم و تحقیقات، دانشگاه آزاد اسلامی، تهران، ایران

/ / :

// :

() .

() .

attar.h@gmail.com :

*

- ¹-Bioavailability
- ² - Magnet and stirrer
- ³- Ultrasonic
- ⁴ - Homogenizer

:

:

()

()

(×)

()

()

()

()

به دو کلاس بالا به پایین و پایین به بالا تقسیم

()

()

1

()

¹Precipitation
² Drug loading

(827 pH
Heidolph
(Philips)
(Varian Cary 100)

pH (Seifert XRD 3003 PTS) X
Heidolph MR 3001 K
Retsch UR 1
(SEM)
(Thermo Nicolet Impact 410 USA) FT-IR

(CTAB)
lab) Metrohm
rpm
XL30
UV- Visible

/

- ()
.()
rpm

¹- Romil

²- Cetyltrimethyl Ammonium Bromide

³- Scanning electron microscope

⁴- Fourier transform infrared

⁵- Mixing

⁶- Magnet and Stirrer

⁷- Ultrasonic

آب دیونایز در دو مرحله، با ایجاد وقفه زمانی اضافه کردن بین این دو مرحله، اضافه شد. طراحی اولیه آزمایشات بر
() ()

rpm

UV-Visible spectrophotometer XRD FT-IR

pH

() USP



mL

()



(CTAB)

(CTAB)

(CTAB)

FT-IR

FT-IR

FT-IR

IR

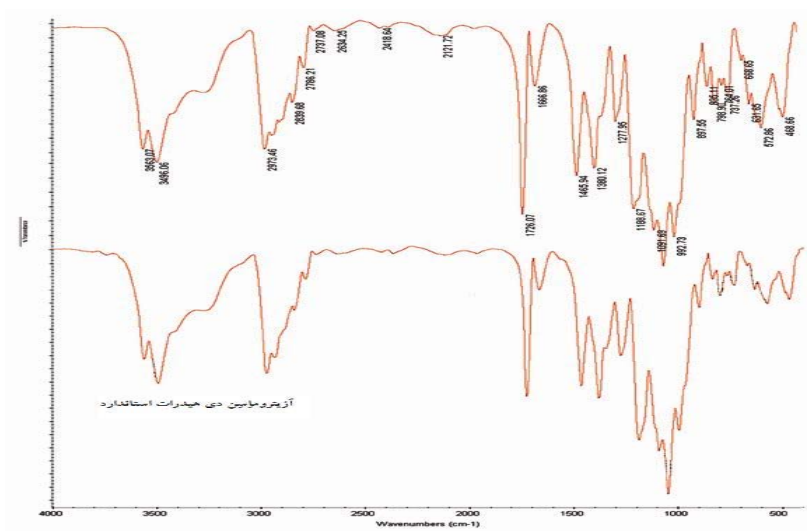
cm⁻¹

KBr Pellet

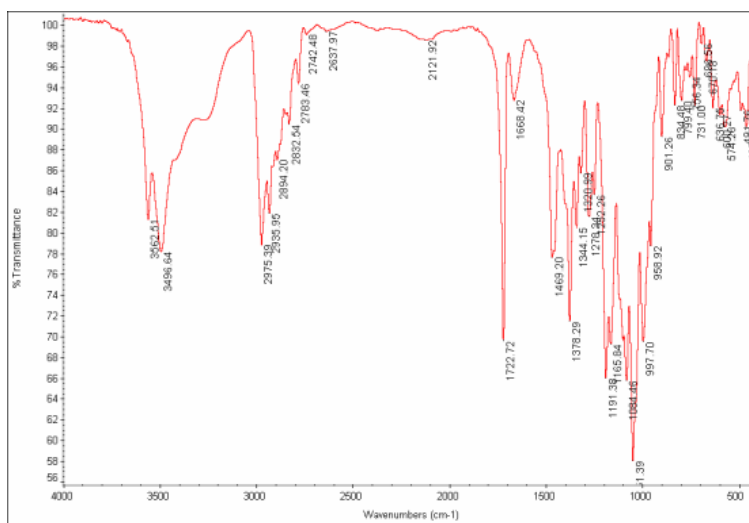
FT-IR

()

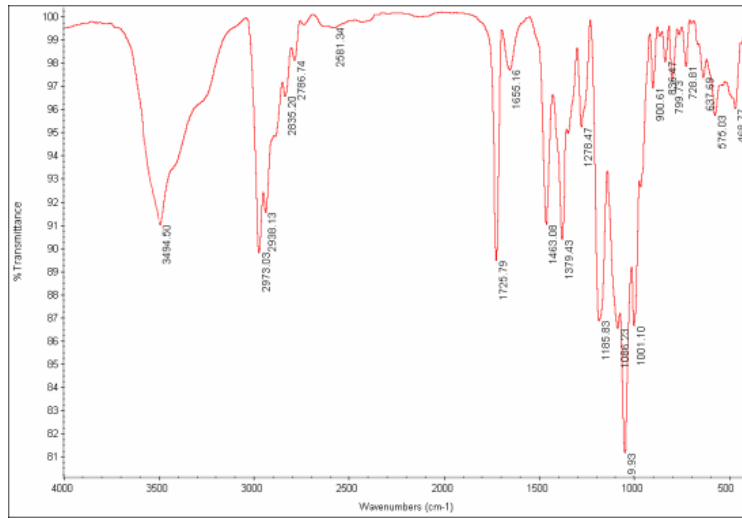
()



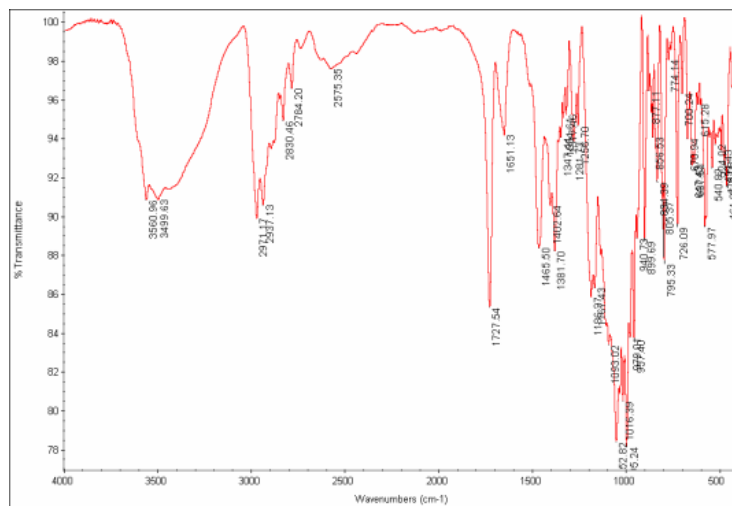
FT-IR



FT-IR



FT-IR



FT-IR

pH

pH pH

mg

pH = USP

pH

(Varian Cary100) UV- Visible

/ mg

mm

UV Visible

mL

mL

/ $\mu\text{g/ml}$ Stock

N

mL

N

mL

°C

min

N

Stock

mL

N

mL

Stock

mL

nm

()

()

(XRD) X

X

X

θ

CuKa

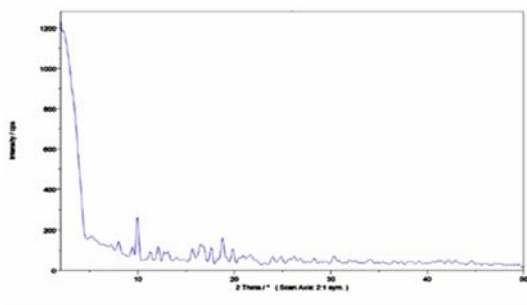
XRD

/ S

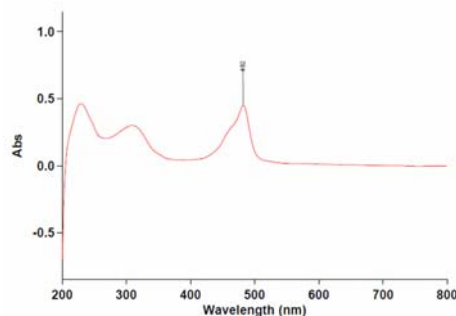
/ θ

()

()



(XRD) X



UV- Visible



SEM

(CTAB)

Particle Size Analyzer SEM

()


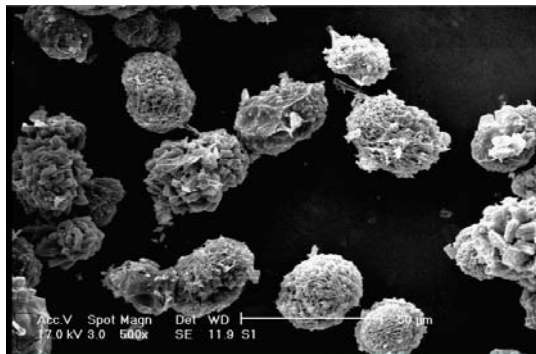
()



FT-IR


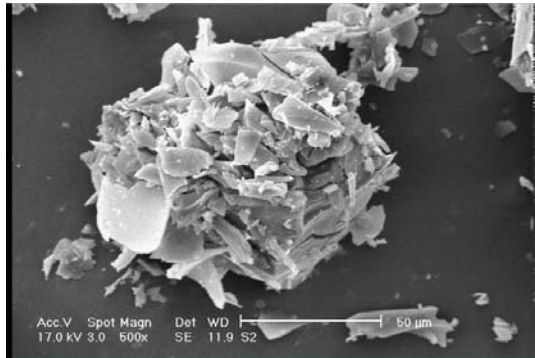
.()

.()



.()



.()



FT-IR

()



() /



FT-IR



()

() /



()

.()



شکل ۱۴- تولید کریستال‌های سوزنی شکل آزیترومايسين

دی‌هیدرات با هموژنایزر اتمسفریک



)

.(

/

.()

.()



/



-()

.() / /



.()

.() /



/

)

(

μm

μm

CTAB

nm

nm

μm

nm

/ μm nm

nm

/ μm nm

nm

/ μm nm

References:

1. Zhang, D., Tan, T., Gao, L., Zhao, W and Wang, P., *Drug. Dev. Ind. Pharm.*, **33**, 569 (2007).
2. Hu, T.T., Wang, J.X., Shen, Z.G and Chen, J.F., *Particuology.*, **6**, 239 (2008).
3. Maghsoodi, M., Nokhodchi, A., *J. Pharm. Sci.*, **37**, 3 (2008).
4. Valder, C., Merrifield, D., *Pharmaceutical Technology*, Smith Kline Beecham R&D, News (1996).
5. Khan, G.M., Jiabi Z., *Drug. Dev. Ind. Pharm.*, **24**, 463 (1998).
6. Bolourtchian, N., Nokhodchi, A., Dinarvand, R., *Daru.*, **9**(1), 12 (2001).
7. Nokhodchi, A., Bolourtchian, N., Dinarvand, R., *J. Crystal Growth.*, **274**(3), 573 (2005).
8. Chingunpituk, J., *Walailak J. Sci. Tech.*, **4**(2), 139 (2007).
9. Aronhime, J., Singer, C., Pesachovich, M., *United States patent application publication.*, US 2001/0047089 A (2001).
10. Gandhi, R., Pillai, O., Thilagavathi, R., Gopalakrishnan, B., Kaul, C.L., Panchagnula, R., *Euro. J. Pharma. Sci.*, **16**, 175 (2002).