

تاریخ دریافت ۸۳/۱۲/۱۹ تاریخ پذیرش ۸۴/۰۴/۲۹

ECG (STEMI) ST :

STEMI

...

...

(SK)

STEMI

/ (% / ) (% / ) :

/ ± / / ± / / ± /

/ ± ± / (f= / pv< / )

(f= / pv< / ) .

Door - to - Needle - Time

.( )

.( )

MI  
(.)  
(.)  
( )  
ECG  
ST  
(.)  
)  
(  
(.)  
CCU  
ECG  
SK  
STEMI  
SK  
(D-N-Time) Door- to - Needle - Time  
SPSS  
( )  
Win  
STEMI  
( )

---

<sup>3</sup> Double Blind  
<sup>4</sup> Anova

---

<sup>1</sup> Herrick  
<sup>2</sup> Boersma E

( ) .

( $p < / f = /$ ) (% /)

$\pm /$  D-N ECG (% ) . (% /)

$/ \pm$  ( ) .

( ) .( $p < / f = /$ ) . (% /) (% )

ECG (% )

$/ \pm$  .

ECG

$/ \pm /$  ( )

CCU .

$/ \pm /$  (% /)

( ) CCU SK (% /)

CCU  $/ \pm /$  (% /)

CCU  $/$

D-N-time ( $/ \pm /$ ) ( )

$\pm /$  ( $/ \pm /$ ) . ( )

$/ \pm /$   $/$

D- ( $p < / f = /$ ) D-N STEMI %  $/ \pm /$

$\pm /$  N ( ) . SK

$/ \pm /$  D-N

SK ( $p v = /$ )  $/ \pm /$   $/ \pm /$   $/ \pm /$

D-N-time .

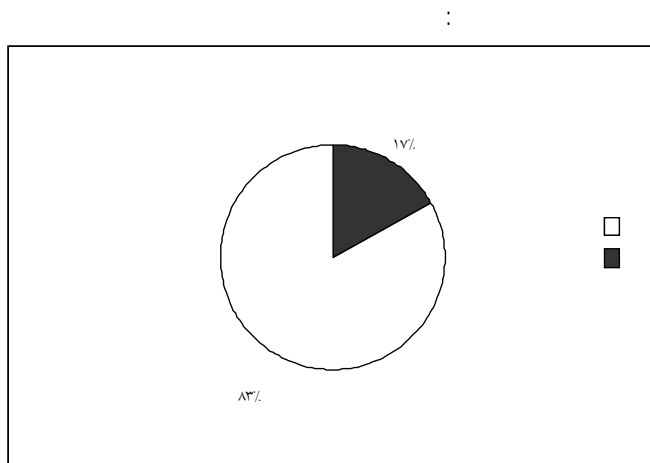
( $p < / f =$ ) D-N

$Z = /$

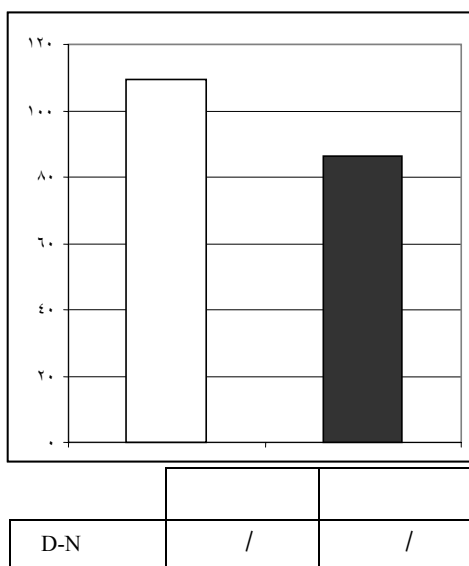
( $p v = /$ )

Door- To- Needle Time :

( )		
		/
		/
		/



D-N :



± /

D-N

/

.( ) ( )

.( ) ±

SK D-N

D-N ( )

.( )

CCU

SK

D-

.( )

N

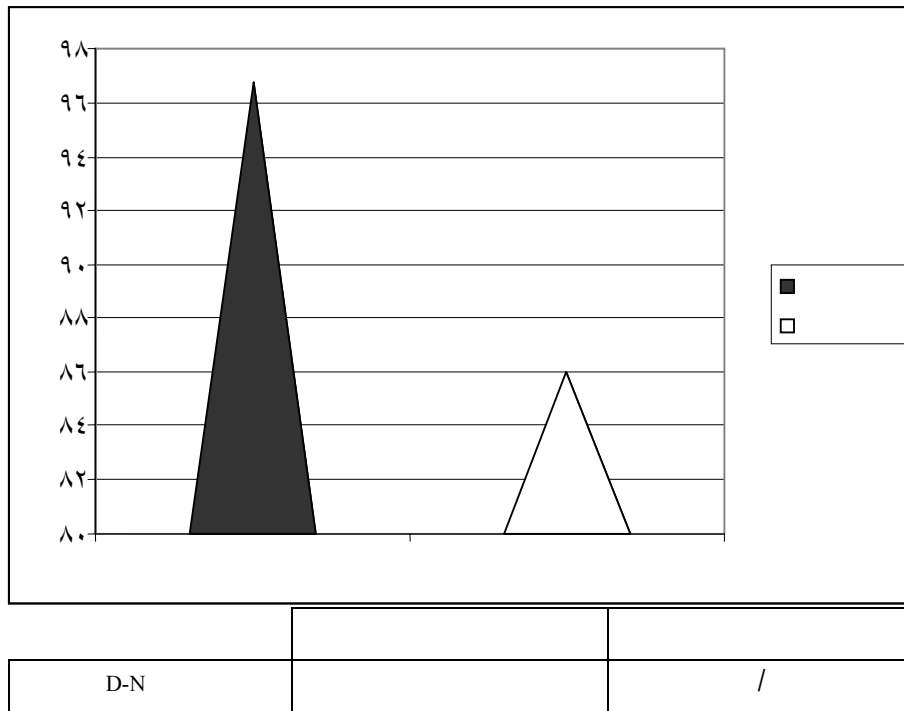
CCU

SK

D-N

.( )

. CCU ± / . ( ) D-N  
 D- D-N D-N-Time  
 N  
 D- CCU SK CCU SK D-N  
 . ( ) N  
 . ( )



D-N :

SK D-N

D-N

D-N

( / ) D-N

D-N ( )

D-N

D-N

SK  
SK

D-N )

D-N

...

D-N

CCU SK

## References:

1. Chockalingam A, Balayver – Vintro I. Impending Global pandemic of cardiovascular Disease; challenges and opportunities for the prevention and control of cardiovascular Disease in Developing countries and Economies in Transition. Barcelona. Prous Science. 1999.
2. Dennis L. Kasper, Anthonys Favci, Evgen Bravnwald and et al. Harrison's Principles of internal medicine. 16<sup>th</sup> Ed. Philadelphia Mc Graw-Hill, 2005:1301.
3. Herrick JB. clinical features of sudden obstruction of the coronary arteries. JAMA, 1912, 59:2015.
4. Dewood MA, Spores J, Notske R, et al. Prevalence of total coronary occlusion during the early hours of Transmyocardial infarction. N Engl J Med, 1980, 303: 897-902.
5. Stampfer MJ, Goldhuber SZ, Yusuf s, et al. Effect of intravenous streptokinase on AMI: pooled results from randomized trials. N Egel J Med, 1982, 307: 1180-1182.
6. Boersma E, Mess Ac, Deckers W, Simoons ML. Early thrombolytic treatment in AMI; Reappraisal of the golden hour. Lancet, 1996, 348:771-775.
7. Valentin Fuster, R. Wayne Alexander, Robert A O'Rourke. The Heart. 11<sup>th</sup> Ed, Philadelphia Mc Graw Hill, 2004: 1297.
8. Bravnwald E, Zipes, Libby, Dovglos P, Bnow. Heart Disease. 7<sup>th</sup> Ed, Philadelphia, Sanders, 2005: 1170.
9. Zalenski RJ, selker HP, Cannon CP, et al. National Heart attack Alert Program position paper: chest pain centers and programs for the evaluation of acute cardiac ischemia. Ann Emerg Med, 2000, 35:462-471.
10. Cannon CP, Antman EM, walls R, Brounwald E. Time as an adjunctive agent to thrombolytic therapy. J Thromb Thrombolysis, 1994, 1:31.
11. Barakat K, Wilkinson P, Suliman A, et al. AMI in women. contribution of treatment variables to adverse outcome. Am Heart J, 2000, Nov; (40C5):740-746.
12. Wolak A, Gilvtz H, et al. Door to balloon and Door to needle: temporal trends in delays to reperfusion. Isr Med Assoc J, 2003, (12): 852-855.
13. Zed P J, Abulaban RB, et al. febrinolytic adm. nistration for AMI in a tertiary ED: factors associatied with an increased D-N time. Am J Emerg Med, 2004, May; 22(3):192-196.

14. Irwani I, Seet CM, Manning PG. Emergency physician Versus cardiologist initiated thrombolysis for AMI, a singapore-reexperience. Singapore Med J, 2004, Jul; (45(7): 313-317.
15. Corfield AR, Graham CA, Adams JN, Booth I, Mc Guffie AC. Emergency department thrombolysis improves door to needle times. Emerg Med J, 2004 Nov, 21(6):676-680.
16. Schull MJ, Vermeulen M, slaughter G, Morrisonl Daly P. Emergency department Crowding and thrombolysis delays in AMI. Ann Emerg Med, 2004, Dec; 44(6): 577-585.