

*

ahmadlouie@sut.ac.ir

ramazani@sharif.edu

%

.
.
.

, ,

.

.

:

*

fghalichi@sut.ac.ir :

:

:
:

%

()

[]

[]

/ mm

LAD

[]

mm

mm

/ mm

/ mm

mm

%

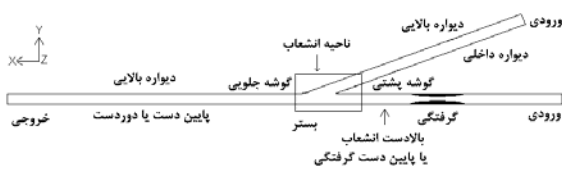
mm

()

[]

[]

[]



[]

[]

¹ Arthrosclerosis
⁵ Hemodynamical Factors
⁹ Hughes and How
¹³ Proximal
¹⁷ Bypass

² Coronary
⁶ Inzoli
¹⁰ End-to-Side
¹⁴ Toe
¹⁸ Gambit

³ Carotid
⁷ Fei
¹¹ Gideon
¹⁵ Heel
¹⁹ Left Anterior Descending

⁴ Femoral
⁸ Grafting Angle
¹² Ethier and Steinman
¹⁶ Distal
²⁰ Graft

()

()

:[]

$$\frac{\partial}{\partial t}(\rho u_i) + \frac{\partial}{\partial x_j}(\rho u_i u_j) = -\frac{\partial p}{\partial x_i} + \frac{\partial \tau_{ij}}{\partial x_j}$$

()

$$\tau_{ij} = \left[\mu \left(\frac{\partial u_i}{\partial x_j} + \frac{\partial u_j}{\partial x_i} \right) \right]$$

()

$$\frac{\partial}{\partial x_i}(\rho u_i) = \frac{\partial \rho}{\partial t}$$

()

ρ u

x

:

mm

/ mm

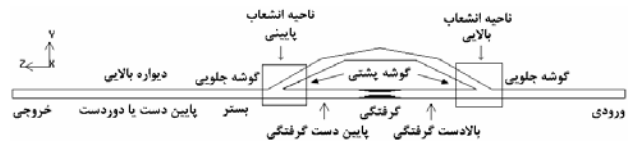
mm

%

mm

()

()



$(U_y \ U_x)$ y x

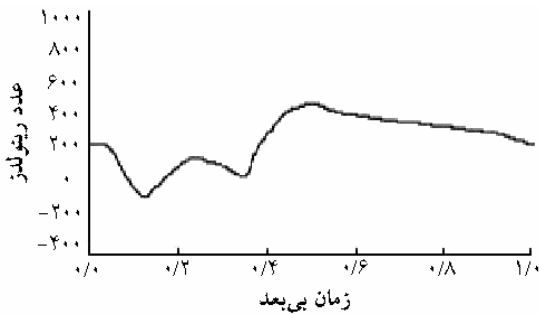
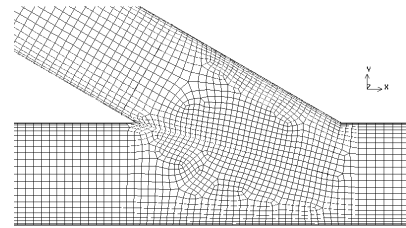
z

()

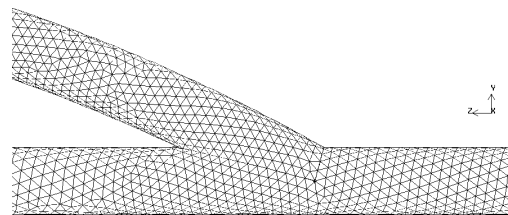
C

$$U_x = U_y = 0,$$

$$U = U_z$$



LAD

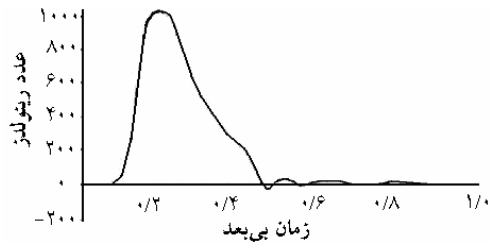


²¹ Momentum Equations

²² Continuity Equation

²³ Viscosity

²⁴User Defined Functions



(U_t)

(U_n)

udf ()

$U_t = 0$:

$U_x = U_y = U_z = 0$:

mmHg

[] / cp
%

kg/m

t

3ddp

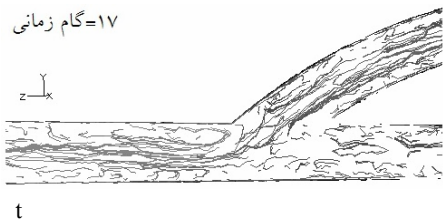
t

/

/

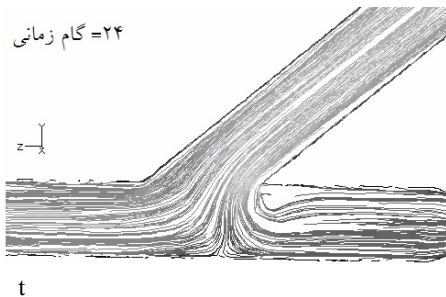
IH

گام زمانی = ۱۷



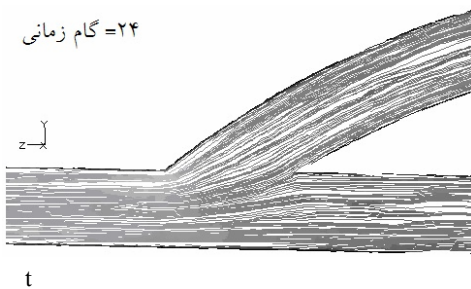
%

گام زمانی = ۲۴



()

گام زمانی = ۲۴



]

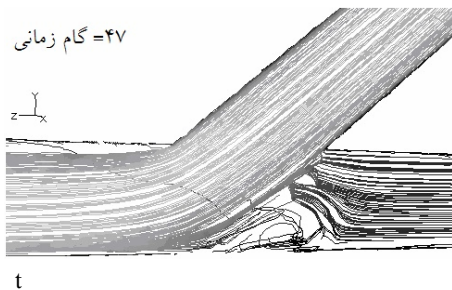
.[

%

t t t t t

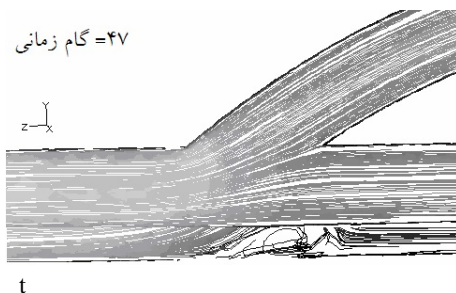
t

گام زمانی = ۴۷




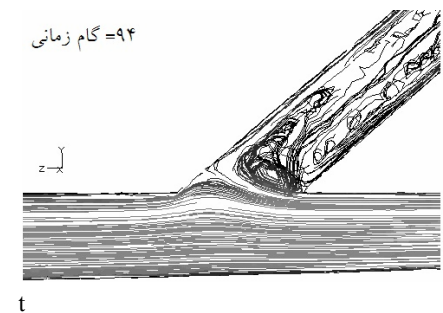
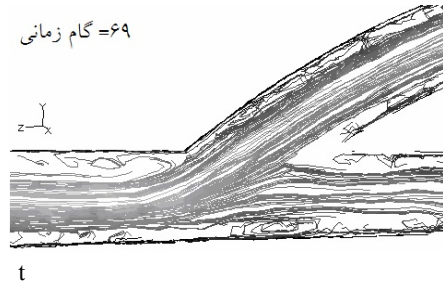


t t t t t t

گام زمانی = ۴۷



گام زمانی = ۱۷





- [1] Nerem R. M., Levesque M. J., " Fluid Mechanics in Atherosclerosis", Handbook of Bioengineering (Edited by Skalak, R., Chein, S. Chap. 21, 1987, McGraw-Hill, New York.
- [2] Ethier C. R., Steinman D. A., Zhang X., "Flow Waveform Effects on End-to-Side Anastomosis Flow Patterns", J. Biomechanics 1998; 31: 609-617.
- [3] Inzoli F, Migliavacca F and Pennati G, "Numerical Analysis of Steady Flow in Aorto-Coronary Bypass 3-D Model", J. of Biomechanical Eng., 1996: 18.
- [4] Pietrabissa R., Inzoli F., Fumero R., "Simulation Study of Fluid Dynamics of Aorto-Coronary Bypass", J. Biomed. Eng., 1990; 12: 419-424.
- [5] Fei D., Thomas J. D., Rittgers S. E., "The Effect of Angle and Flow Rate upon Hemodynamics in Distal Vascular Graft Anastomoses: A Numerical Model Study", J. Biomechanical Eng., 1994; 116: 331-336.
- [6] Hughes P. E., How T. V., "Effect of Geometry and Flow Division on Flow Structures in Models of the Distal End-to-Side Anastomosis", J. Biomechanics, 1996; 29(7): 855-872.
- [7] Ghalichi F., "Pulsatile Laminar and Turbulent Blood Flow Simulation in Large Stenosed Arteries and Stenosed Carotid Artery Bifurcation", PhD Thesis, Laval University, Quebec, Canada, 1998.
- [8] Kleinstreuer C et al.; Flow Input Waveform Effects on the Temporal and Spatial Wall Shear Stress Gradients in a Femoral Graft-Artery Connector", Transaction of the ASME, 1996; 118.
- [9] Ahmadvoudarab M., Ramazani A., Ghalichi F., "Simulation of Three Dimensional Pulsatile Blood Flow in Aorta-Coronary Bypass", ICBME2004, Paper code: 305, p 72, Tehran - Iran, Feb. 2004.
- [10] Boughner DR, Roach MR; Effect of Low Frequency Vibration on the Arterial Wall; Circ Res 1971; 29: 136-144.
- [11] Cassanova RA, Giddens DP; Disorder Distal to Modeled Stenoses in Steady and Pulsatile flow; J Biomech 1978; 11: 441-453.
- [12] Fluent User's Guide Manuals, Vol. 2, Chapter 8.